



Daily Report for Ownership Changes

31th of January 2023 Session

Company									31-Jan			
	Qatari				GCC				Foreigners			
	Daily Chg.	Last 5 Sessions Chg.	Last 10 Sessions Chg.	Last 20 Sessions Chg.	Daily Chg.	Last 5 Sessions Chg.	Last 10 Sessions Chg.	Last 20 Sessions Chg.	Daily Chg.	Last 5 Sessions Chg.	Last 10 Sessions Chg.	Last 20 Sessions Chg.
QNBK	754,999	-658,491	-632,155	844,933	66,470	19,470	12,180	-31,463	-821,469	639,021	619,975	-813,470
QIBK	717,667	489,822	1,857,006	8,391,746	-669	-5,569	12,004	-8,302	-716,998	-484,253	-1,869,010	-8,383,444
CBQK	567,324	-9,443,461	-13,349,111	-18,031,165	-5,000	0	0	-9,592	-562,324	9,443,461	13,349,111	18,040,757
DHBK	1,554,157	-2,061,591	-2,959,627	-17,526,548	0	6,000	-18,547	526,322	-1,554,157	2,055,591	2,978,174	17,000,226
ABQK	4,911	1,009	677	-2,043	0	0	136	136	-4,911	-1,009	-813	1,907
QIJK	-110,512	-813,611	-962,113	-1,538,967	0	-10,017	23,005	23,005	110,512	823,628	939,108	1,515,962
MARK	546,841	2,886,333	-4,901,796	-369,285	85,861	51,354	260,448	49,431	-632,702	-2,937,687	4,641,348	319,854
QFBQ	32,260	-690,223	-1,742,002	-2,001,648	0	98,180	475,788	491,944	-32,260	592,043	1,266,214	1,509,704
NLCS	330,066	-1,918,196	186,552	5,619,641	-53,808	-35,884	-92,845	-61,167	-276,258	1,954,080	-93,707	-5,558,474
DBIS	-70,431	-254,244	-540,505	-1,095,579	-38,959	-124,664	77,800	-306,108	109,390	378,908	462,705	1,401,687
QOIS	34,972	-513,139	-147,505	697,187	0	0	852	-129,647	-34,972	513,139	146,653	-567,540
IHGS	29,307	52,662	-95,722	51,755	0	0	0	-29,519	-29,307	-52,662	95,722	-22,236
ZHCD	0	-10,435	-15,289	-5,806	0	0	0	-17,344	0	10,435	15,289	23,150
QGMD	29,286	-492,233	-5,592,783	-5,289,317	-183,191	-211,705	-13,794	-24,986	153,905	703,938	5,606,577	5,314,303
SIIS	242,984	1,149,031	822,016	3,970,317	-151,074	12,086	172,210	191,171	-91,910	-1,161,117	-994,226	-4,161,488
BLDN	116,382	782,495	1,542,071	1,928,979	0	0	-51,000	-95,508	-116,382	-782,495	-1,491,071	-1,833,471
MCGS	-213,616	35,053	-607,654	-828,435	0	0	0	0	213,616	-35,053	607,654	828,435
QCFS	0	-4,000	-4,000	-4,000	0	0	0	0	0	4,000	4,000	4,000
QFLS	-35,503	-712,168	-2,159,383	-4,415,223	0	0	70,081	74,532	35,503	712,168	2,089,302	4,340,691
WDAM	-119,023	231,558	-299,710	-275,346	0	-15,792	-572	-836	119,023	-215,766	300,282	276,182
MCCS	289,229	108,059	-162,987	-69,071	1,300	-6,582	-8,700	-13,436	-290,529	-101,477	171,687	82,507
MERS	-10,793	-164,801	-255,268	-300,270	0	666	666	2,007	10,793	164,135	254,602	298,263
QIMD	-17,380	-16,161	-649,342	-74,834	0	-4,900	21,425	-32,215	17,380	21,061	627,917	107,049
QNCD	-84,046	-68,334	-406,967	-239,383	0	-12,150	-12,150	-12,150	84,046	80,484	419,117	251,533

Company									31-Jan			
	Qatari				GCC				Foreigners			
	Daily Chg.	Last 5 Sessions Chg.	Last 10 Sessions Chg.	Last 20 Sessions Chg.	Daily Chg.	Last 5 Sessions Chg.	Last 10 Sessions Chg.	Last 20 Sessions Chg.	Daily Chg.	Last 5 Sessions Chg.	Last 10 Sessions Chg.	Last 20 Sessions Chg.
IQCD	-1,031,464	-3,511,327	-6,223,261	-8,716,857	-74,962	27,445	52,911	123,778	1,106,426	3,483,882	6,170,350	8,593,079
QIGD	34,058	457,919	67,640	-611,800	0	41,158	41,158	83,962	-34,058	-499,077	-108,798	527,838
QEWS	276,035	375,865	476,233	2,435,316	0	1,222	1,222	1,224	-276,035	-377,087	-477,455	-2,436,540
AHCS	45,013	-226,684	-352,213	-522,007	0	10,000	14,000	9,386	-45,013	216,684	338,213	512,621
GISS	-176,824	6,790,669	9,398,537	18,231,463	0	-310,634	-287,786	-346,234	176,824	-6,480,035	-9,110,751	-17,885,229
MPHC	-833,229	-3,059,523	-8,722,298	-16,224,194	0	-4,582	17,992	5,715	833,229	3,064,105	8,704,306	16,218,479
IGRD	-1,596,698	-2,932,997	-3,901,425	-9,135,873	82,773	101,447	170,795	190,320	1,513,925	2,831,550	3,730,630	8,945,553
QAMC	-1,337,802	1,783,498	-421,959	4,751,010	-11,820	-313,484	-2,141,278	-2,651,732	1,349,622	-1,470,014	2,563,237	-2,099,278
QATI	44,224	-105,150	-261,933	-1,257,405	0	0	0	-20,000	-44,224	105,150	261,933	1,277,405
DOHI	222,705	502,854	560,740	550,797	0	0	-5,000	-5,000	-222,705	-502,854	-555,740	-545,797
QGRI	0	-11,438	-23,624	-1,416	0	0	-15,159	-15,159	0	11,438	38,783	16,575
AKHI	4,432	-189,310	-313,059	-460,329	0	0	0	-46,100	-4,432	189,310	313,059	506,429
QISI	39,175	-72,581	-88,441	-80,260	0	0	556	556	-39,175	72,581	87,885	79,704
QLMI	-1,344	91,532	36,210	201,395	0	0	0	0	1,344	-91,532	-36,210	-201,395
UDCD	-259,151	-496,233	-1,109,915	-1,956,869	-24,880	-104,880	-104,880	-134,880	284,031	601,113	1,214,795	2,091,749
BRES	353,364	-1,949,703	-4,306,945	-7,882,569	0	1,500	-46,765	-58,165	-353,364	1,948,203	4,353,710	7,940,734
ERES	-503,273	928,711	-2,360,633	-1,180,174	0	-7,466	-79,709	220,165	503,273	-921,245	2,440,342	960,009
MRDS	-608,995	2,195,851	-3,915,563	-7,264,436	56,460	243,413	142,541	321,966	552,535	-2,439,264	3,773,022	6,942,470
ORDS	486,169	2,346,300	1,709,550	2,585,054	-377	-377	12,407	23,901	-485,792	-2,345,923	-1,721,957	-2,608,955
VFQS	686,629	963,634	611,013	-328,589	-10,890	-60,120	-139,565	-180,739	-675,739	-903,514	-471,448	494,897
QNNS	169,745	244,475	-126,834	-337,285	0	0	0	0	-169,745	-244,475	126,834	337,285
GWCS	90,802	-281,909	-240,811	-1,204,047	0	6,820	6,820	6,820	-90,802	275,089	233,991	1,197,227
QGTS	-648,210	-2,085,555	-6,702,656	-11,847,526	0	-100,605	-375,961	-366,212	648,210	2,186,160	7,078,617	12,213,738

Trading values by nationality for the last Session

Nationality	Purchasing Value	Selling Value	Difference
Qataris	296.37	272.30	24.08
GCC	28.30	20.65	7.66
Arab	45.16	40.37	4.79
Foreigners	231.52	268.05	-36.53

In million QAR

Trading by nationality for the last Session

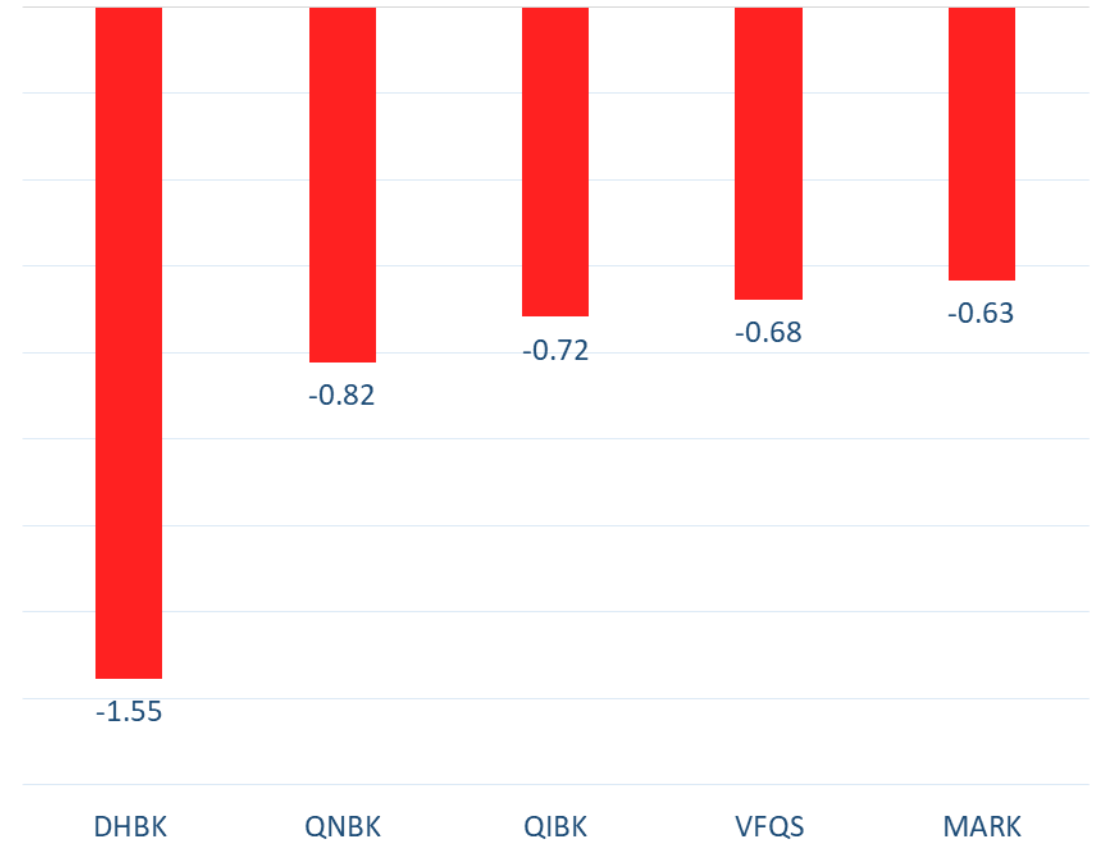
Nationality	Buy %	Sell %	Net
Qataris	49.28%	45.28%	4.00%
GCC	4.71%	3.43%	1.27%
Arab	7.51%	6.71%	0.80%
Foreigners	38.50%	44.57%	-6.07%

Top 5 Companies bought (net) by **Foreigners** in the last session



In million shares

Top 5 Companies sold (net) by **Foreigners** in the last session



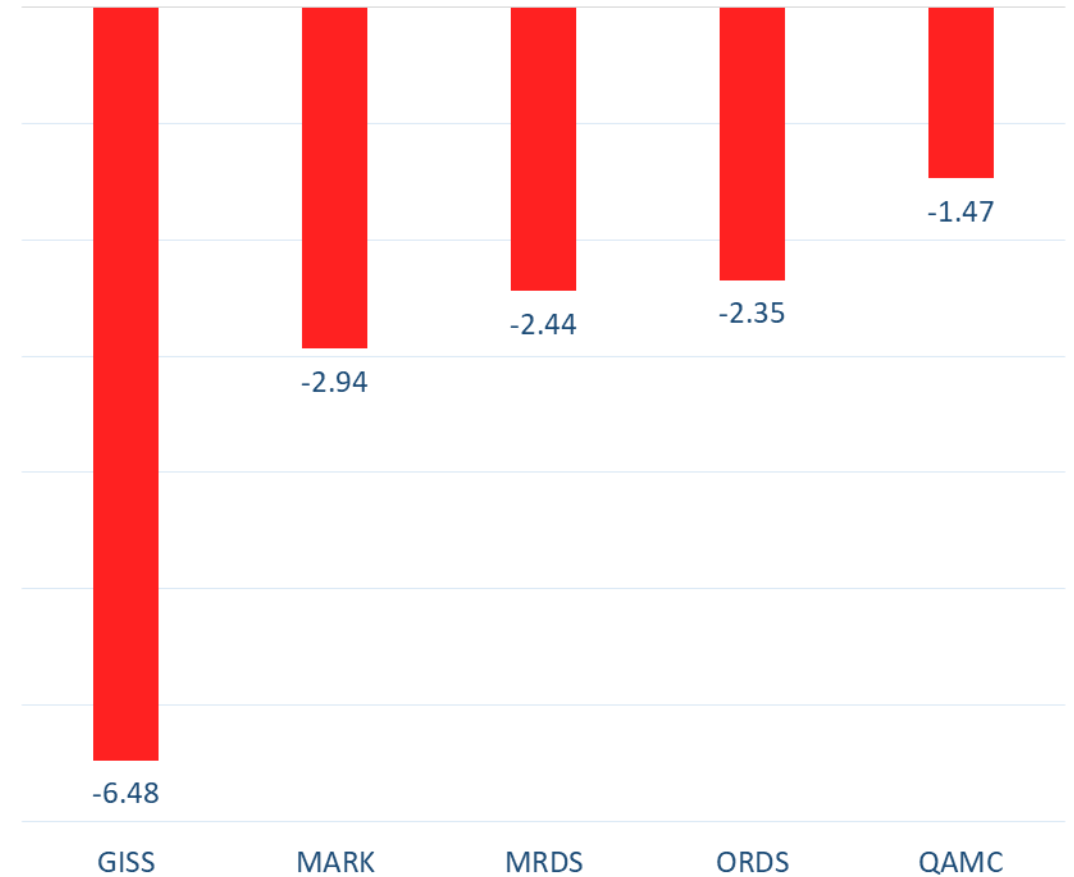
In million shares

Top 5 Companies bought (net) by **Foreigners** over the last week



In million shares

Top 5 Companies sold (net) by **Foreigners** over the last week



In million shares



The figures represent a change in the number of shares.

Daily Change: The net change between 31th and 30th of January trading sessions

Change for the last 5 sessions: The total daily net change for the last 5 sessions.


Change for the last 10 sessions: The total daily net change for the last 10 sessions.

Change for the last 20 sessions: The total daily net change for the last 20 sessions.

DISCLAIMER:

The information contained was obtained from various public sources believed to be reliable, but we do not guarantee its accuracy. Wasata Financial Securities makes no representations or warranties (express or implied) regarding the data and information provided and Wasata Financial Securities does not represent that the information content of this document is complete, or free from any error, not misleading, or fit for any particular purpose. This report document provides general information only. Neither the information nor any opinion expressed constitutes an offer or an invitation to make an offer, to buy or sell any securities or other investment products related to such securities or investments.

This report document contained is subject to change without prior notice. Wasata assumes no responsibility to update the information in this report document.



Prepared by Financial Advisory Department


للأوراق المالية
FINANCIAL SECURITIES

+974 44498880

ramzi.qasmieh@Wasata.qa