



## Daily Report for Ownership Changes

5<sup>th</sup> of February 2023 Session

									5-Feb			
Company	Qatari				GCC				Foreigners			
	Daily Chg.	Last 5 Sessions Chg.	Last 10 Sessions Chg.	Last 20 Sessions Chg.	Daily Chg.	Last 5 Sessions Chg.	Last 10 Sessions Chg.	Last 20 Sessions Chg.	Daily Chg.	Last 5 Sessions Chg.	Last 10 Sessions Chg.	Last 20 Sessions Chg.
QNBK	55,988	85,036	-2,236,071	2,534,592	0	34,993	32,343	-13,940	-55,988	-120,029	2,203,728	-2,520,652
QIBK	359,748	1,217,885	1,608,469	6,614,258	-650	-4,860	-4,760	547	-359,098	-1,213,025	-1,603,709	-6,614,805
CBQK	107,319	368,926	-10,225,273	-16,835,636	0	-7,149	2,851	-6,087	-107,319	-361,777	10,222,422	16,841,723
DHBK	1,734,744	22,442,849	16,507,948	6,104,269	-79,411	334,508	251,517	582,830	-1,655,333	-22,777,357	-16,759,465	-6,687,099
ABQK	1,622	6,108	2,070	-846	0	0	136	136	-1,622	-6,108	-2,206	710
QIHK	-73,974	-289,376	-662,616	-1,594,416	0	0	-9,738	23,005	73,974	289,376	672,354	1,571,411
MARK	1,226,322	7,228,014	2,493,218	7,200,758	24,454	131,293	13,712	-5,733	-1,250,776	-7,359,307	-2,506,930	-7,195,025
QFBQ	147,142	-1,746,440	-2,746,987	-5,954,755	0	-355,938	-280,150	126,006	-147,142	2,102,378	3,027,137	5,828,749
NLCS	382,863	572,693	139,126	5,571,927	0	-33,808	9,997	-41,167	-382,863	-538,885	-149,123	-5,530,760
DBIS	-111,064	214,768	-25,333	-981,070	65,483	125,326	304,339	206,569	45,581	-340,094	-279,006	774,501
QOIS	45,920	500,942	253,690	461,444	0	-4,000	-4,000	-133,647	-45,920	-496,942	-249,690	-327,797
IHGS	1,662	-49,621	-48,551	-30,015	0	0	0	-32,519	-1,662	49,621	48,551	62,534
ZHCD	14,054	23,349	7,225	12,872	0	0	0	0	-14,054	-23,349	-7,225	-12,872
QGMD	469,728	925,969	-2,296,325	383,797	0	-157,191	-352,012	-84,539	-469,728	-768,778	2,648,337	-299,258
SIIS	1,306,985	1,329,799	1,872,527	3,754,080	0	-47,964	-140,252	114,457	-1,306,985	-1,281,835	-1,732,275	-3,868,537
BLDN	-191,163	209,496	919,403	1,088,155	0	0	1,667	-61,000	191,163	-209,496	-921,070	-1,027,155
MCGS	61,221	-336,923	-496,980	-964,643	0	67,238	67,238	67,238	-61,221	269,685	429,742	897,405
QCFS	0	-3,540	-7,540	-7,540	0	0	0	0	0	3,540	7,540	7,540
QFLS	-167,439	-894,386	-2,497,318	-4,843,874	0	0	72,092	74,192	167,439	894,386	2,425,226	4,769,682
WDAM	-19,107	1,927	275,072	-354,358	0	0	-300	-836	19,107	-1,927	-274,772	355,194
MCCS	168,850	339,169	244,226	183,076	23,444	24,744	6,862	10,744	-192,294	-363,913	-251,088	-193,820
MERS	27	72,960	-163,716	-332,573	0	0	666	2,007	-27	-72,960	163,050	330,566
QIMD	78,540	36,899	-412,393	4,718	0	0	21,425	21,425	-78,540	-36,899	390,968	-26,143
QNCD	-5,860	280,956	21,773	-160,891	13,599	13,599	1,449	1,449	-7,739	-294,555	-23,222	159,442

									5-Feb			
Company	Qatari				GCC				Foreigners			
	Daily Chg.	Last 5 Sessions Chg.	Last 10 Sessions Chg.	Last 20 Sessions Chg.	Daily Chg.	Last 5 Sessions Chg.	Last 10 Sessions Chg.	Last 20 Sessions Chg.	Daily Chg.	Last 5 Sessions Chg.	Last 10 Sessions Chg.	Last 20 Sessions Chg.
IQCD	71,096	-4,114,646	-4,368,986	-7,144,300	-2,989	-79,670	48,478	115,871	-68,107	4,194,316	4,320,508	7,028,429
QIGD	43,757	100,790	392,434	245,644	0	-4,000	41,158	53,962	-43,757	-96,790	-433,592	-299,606
QEWS	-18,493	-376,122	-554,178	1,592,669	0	0	1,222	1,224	18,493	376,122	552,956	-1,593,893
AHCS	85,000	88,776	-261,291	-377,790	0	0	10,000	9,386	-85,000	-88,776	251,291	368,404
GISS	754,398	4,481,478	11,470,654	20,102,667	8,279	32,426	-277,786	-296,564	-762,677	-4,513,904	-11,192,868	-19,806,103
MPHC	-617,213	-3,775,065	-6,615,627	-16,550,183	-2,500	9,360	-18,194	29,312	619,713	3,765,705	6,633,821	16,520,871
IGRD	-1,217,665	-7,006,956	-9,494,685	-12,927,456	-5,555	-60,412	73,090	152,274	1,223,220	7,067,368	9,421,595	12,775,182
QAMC	672,670	-373,638	739,819	4,347,656	0	-34,474	-1,993,348	-2,698,735	-672,670	408,112	1,253,529	-1,648,921
QATI	10,703	-3,558	-140,277	-1,155,150	0	0	0	-20,000	-10,703	3,558	140,277	1,175,150
DOHI	27,250	290,263	573,837	652,804	0	0	0	-5,000	-27,250	-290,263	-573,837	-647,804
QGRI	-40,000	-92,044	-108,046	-42,022	0	0	-14,818	-15,159	40,000	92,044	122,864	57,181
AKHI	-9,849	44,568	-219,931	-48,739	0	0	0	-43,393	9,849	-44,568	219,931	92,132
QISI	0	-72,107	-83,391	-81,093	0	0	556	556	0	72,107	82,835	80,537
QLMI	0	69,066	67,679	189,935	0	0	0	0	0	-69,066	-67,679	-189,935
UDCD	-35,706	-357,446	-366,352	-1,982,106	7,500	82,620	2,620	-27,380	28,206	274,826	363,732	2,009,486
BRES	-233,625	-1,805,536	-4,145,813	-8,132,719	0	0	-46,765	-46,765	233,625	1,805,536	4,192,578	8,179,484
ERES	-651,397	1,577,047	-360,540	2,114,974	0	274,329	507,050	499,704	651,397	-1,851,376	-146,510	-2,614,678
MRDS	-299,885	692,697	1,720,961	-597,135	15,000	25,029	182,910	60,271	284,885	-717,726	-1,903,871	536,864
ORDS	44,965	-212,487	1,602,818	1,774,205	2,966	35,029	38,624	48,837	-51,373	177,458	-1,641,442	-1,823,042
VFQS	517,731	1,329,492	1,354,033	284,355	0	-10,890	-109,565	-180,739	-517,731	-1,318,602	-1,244,468	-118,047
QNNS	6,145	272,614	211,528	-149,697	0	4,000	4,000	4,000	-6,145	-276,614	-215,528	145,697
GWCS	72,494	528,311	93,189	-161,310	0	33,936	40,756	40,756	-72,494	-562,247	-133,945	120,554
QGTS	-490,805	-3,763,093	-5,706,719	-10,440,428	0	-77,470	-249,324	-387,852	490,805	3,840,563	5,956,043	10,828,280

## Trading values by nationality for the last Session

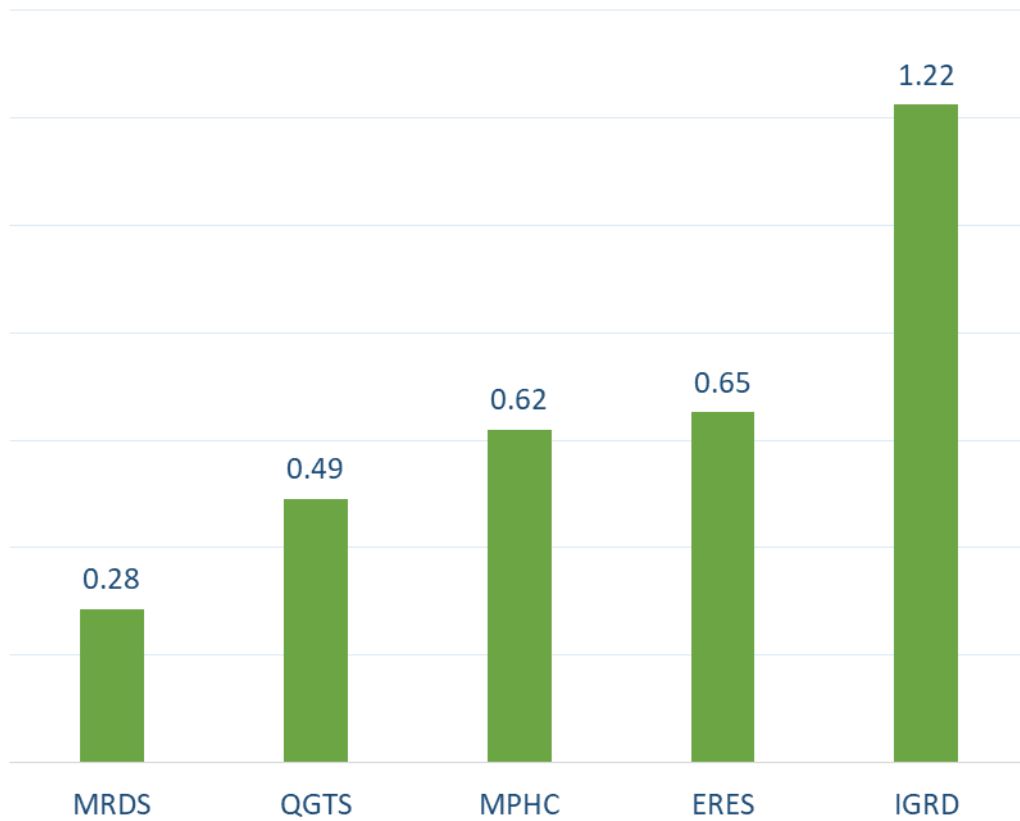
Nationality	Purchasing Value	Selling Value	Difference
Qataris	247.86	235.39	12.47
GCC	18.14	9.28	8.86
Arab	39.86	47.12	-7.26
Foreigners	37.64	51.72	-14.08
<b>Total</b>	<b>343.51</b>	<b>343.51</b>	<b>0.00</b>

In million QAR

## Trading by nationality for the last Session

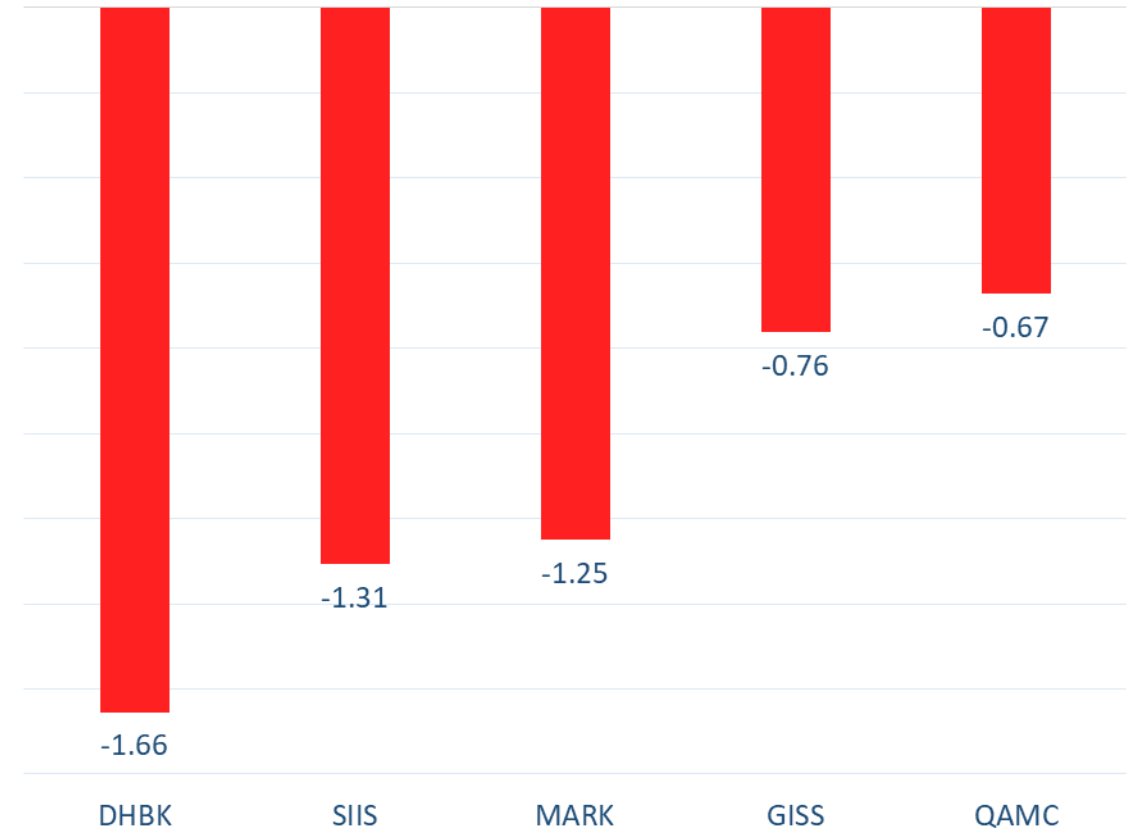
Nationality	Buy %	Sell %	Net
Qataris	72.15%	68.49%	3.66%
GCC	5.28%	2.73%	2.55%
Arab	11.61%	13.72%	-2.11%
Foreigners	10.96%	15.06%	-4.10%

Top 5 Companies bought (net) by **Foreigners** in the last session



In million shares

Top 5 Companies sold (net) by **Foreigners** in the last session



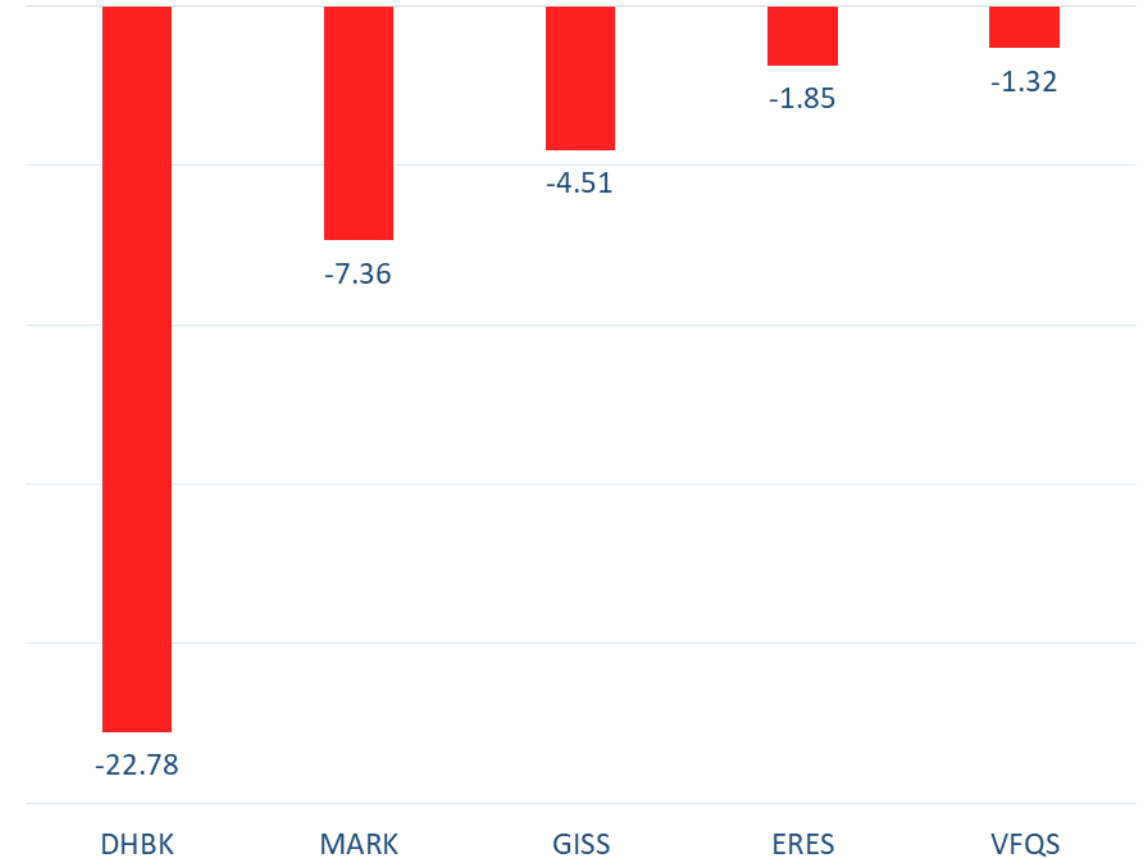
In million shares

Top 5 Companies bought (net) by **Foreigners** over the last week



In million shares

Top 5 Companies sold (net) by **Foreigners** over the last week



In million shares



The figures represent a change in the number of shares.

Daily Change: The net change between 5<sup>th</sup> and 2<sup>nd</sup> of February trading sessions

Change for the last 5 sessions: The total daily net change for the last 5 sessions.

Change for the last 10 sessions: The total daily net change for the last 10 sessions.


Change for the last 20 sessions: The total daily net change for the last 20 sessions.

## **DISCLAIMER:**

The information contained was obtained from various public sources believed to be reliable, but we do not guarantee its accuracy. Wasata Financial Securities makes no representations or warranties (express or implied) regarding the data and information provided and Wasata Financial Securities does not represent that the information content of this document is complete, or free from any error, not misleading, or fit for any particular purpose. This report document provides general information only. Neither the information nor any opinion expressed constitutes an offer or an invitation to make an offer, to buy or sell any securities or other investment products related to such securities or investments.

This report document contained is subject to change without prior notice. Wasata assumes no responsibility to update the information in this report document.





Prepared by Financial Advisory Department

  
وساطة  
WASATA  
للأوراق المالية  
FINANCIAL SECURITIES

+974 44498880

[ramzi.qasmieh@Wasata.qa](mailto:ramzi.qasmieh@Wasata.qa)