



## Daily Report for Ownership Changes

7<sup>th</sup> of February 2023 Session

Company	Qatari				GCC				7-Feb			
	Daily Chg.	Last 5 Sessions Chg.	Last 10 Sessions Chg.	Last 20 Sessions Chg.	Daily Chg.	Last 5 Sessions Chg.	Last 10 Sessions Chg.	Last 20 Sessions Chg.	Foreigners			
									Daily Chg.	Last 5 Sessions Chg.	Last 10 Sessions Chg.	Last 20 Sessions Chg.
QNBK	330,675	702,385	43,894	4,134,925	2,000	20,523	39,993	139,060	-332,675	-722,908	-83,887	-4,273,985
QIBK	504,453	1,603,212	2,093,034	7,244,521	9,963	10,772	5,203	24,524	-547,256	-1,613,984	-2,098,237	-7,269,045
CBQK	160,900	-177,175	-9,620,636	-15,943,280	-2,851	0	0	0	-158,049	177,175	9,620,636	15,943,280
DHBK	-6,864,463	13,608,887	11,547,296	9,016,050	-490,162	-105,191	-99,191	171,131	7,354,625	-13,503,696	-11,448,105	-9,187,181
ABQK	0	1,197	2,206	-846	0	0	0	136	0	-1,197	-2,206	710
QIIK	-74,709	-120,005	-933,616	-1,361,234	0	0	-10,017	23,005	74,709	120,005	943,633	1,338,229
MARK	1,713,471	3,163,007	6,049,340	12,687,600	11,336	1,517	52,871	140,045	-1,724,807	-3,164,524	-6,102,211	-12,827,645
QFBQ	612,888	-1,664,259	-2,354,482	-3,600,931	0	-355,938	-257,758	104,850	-612,888	2,020,197	2,612,240	3,496,081
NLCS	73,556	1,421,121	-497,075	3,672,233	0	20,000	-15,884	-28,182	-73,556	-1,441,121	512,959	-3,644,051
DBIS	-19,635	560,240	305,996	-604,277	0	202,604	77,940	21,521	19,635	-762,844	-383,936	582,756
QOIS	5,474	320,975	-192,164	-86,781	0	-8,000	-8,000	31,352	-5,474	-312,975	200,164	55,429
IHGS	-273,641	-58,575	-5,913	-127,666	22,085	22,085	22,085	22,085	251,556	36,490	-16,172	105,581
ZHCD	0	22,049	11,614	5,438	0	0	0	0	0	-22,049	-11,614	-5,438
QGMD	-158,408	2,629,111	2,136,878	-3,993,894	0	26,000	-185,705	-156,810	158,408	-2,655,111	-1,951,173	4,150,704
SIIS	-249,847	971,516	2,120,547	1,927,570	-16,500	-64,901	-52,815	138,337	266,347	-906,615	-2,067,732	-2,065,907
BLDN	-20,298	-258,002	524,493	1,512,904	-16,603	-16,603	-16,603	-67,603	-44,579	274,605	-507,890	-1,445,301
MCGS	-2,677	-145,991	-110,938	-905,734	0	67,238	67,238	67,238	549	78,753	43,700	838,496
QCFS	0	-3,040	-7,040	-7,040	0	0	0	0	0	3,040	7,040	7,040
QFLS	-70,700	-1,064,149	-1,776,317	-4,594,595	0	0	0	74,192	70,700	1,064,149	1,776,317	4,520,403
WDAM	-18,824	-149,028	82,530	-392,294	1,315	1,315	-14,477	743	17,509	147,713	-68,053	391,551
MCCS	-52,656	155,683	263,742	7,074	0	24,517	17,935	8,153	52,656	-180,200	-281,677	-15,227
MERS	-2,704	1,356	-163,445	-322,115	0	0	666	2,007	1,424	-1,356	162,779	320,108
QIMD	-100,511	-55,475	-71,636	-71,215	0	0	-4,900	21,425	93,731	55,475	76,536	49,790
QNCD	-65,697	119,044	50,710	-248,350	408	14,007	1,857	1,857	60,269	-133,051	-52,567	246,493

- The mismatch of some companies is caused by transfers done through QSCD.

Company	7-Feb											
	Qatari				GCC				Foreigners			
	Daily Chg.	Last 5 Sessions Chg.	Last 10 Sessions Chg.	Last 20 Sessions Chg.	Daily Chg.	Last 5 Sessions Chg.	Last 10 Sessions Chg.	Last 20 Sessions Chg.	Daily Chg.	Last 5 Sessions Chg.	Last 10 Sessions Chg.	Last 20 Sessions Chg.
IQCD	482,008	-2,042,057	-5,553,384	-6,747,820	33,232	54,394	81,839	224,623	-549,051	1,987,663	5,471,545	6,523,197
QIGD	-951,603	-884,646	-426,727	-942,505	-96,771	-76,771	-35,613	-15,613	1,035,774	961,417	462,340	958,118
QEWS	170,595	-536,594	-160,729	1,726,604	0	0	1,222	1,224	-181,321	536,594	159,507	-1,727,828
AHCS	32,433	98,314	-128,370	-503,394	0	-10,000	0	4,000	-32,433	-88,314	128,370	499,394
GISS	580,694	4,511,262	11,301,931	19,069,579	0	10,000	-300,634	-370,453	-580,694	-4,521,262	-11,001,297	-18,699,126
MPHC	-5,419	-2,524,051	-5,583,574	-13,603,754	0	1,200	-3,382	-27,888	5,419	2,522,851	5,586,956	13,631,642
IGRD	-313,308	-5,757,330	-8,690,327	-12,355,328	0	-148,907	-47,460	133,866	313,308	5,906,237	8,737,787	12,221,462
QAMC	636,131	2,317,124	4,100,622	2,468,699	-303,612	-506,119	-819,603	-3,220,725	-332,519	-1,811,005	-3,281,019	752,026
QATI	-53,158	-150,837	-255,987	-1,342,036	0	0	0	-20,000	53,158	150,837	255,987	1,362,036
DOHI	-64,800	-79,388	423,466	540,860	0	0	0	-5,000	64,800	79,388	-423,466	-535,860
QGRI	0	-115,606	-127,044	-78,587	0	0	0	-15,159	0	115,606	127,044	93,746
AKHI	-73,118	88,304	-101,006	80,469	0	7,250	7,250	7,250	73,118	-95,554	93,756	-87,719
QISI	0	-400	-72,981	-91,517	0	0	0	556	0	400	72,981	90,961
QLMI	4,300	-13,666	77,866	184,743	0	0	0	0	-4,300	13,666	-77,866	-184,743
UDCD	24,759	-75,020	-571,253	-1,632,427	-7,800	100,000	-4,880	-4,880	-16,959	-24,980	576,133	1,637,307
BRES	-410,000	-1,793,385	-3,743,088	-7,680,569	-17,230	0	1,500	-46,765	384,164	1,793,385	3,741,588	7,727,334
ERES	253,583	2,561,598	3,490,309	5,986,540	1,477	275,806	268,340	23,552	-255,060	-2,837,404	-3,758,649	-6,010,092
MRDS	430,081	-301,733	1,894,118	-4,077,164	-2,167	-33,598	209,815	288,368	-427,914	335,331	-2,103,933	3,788,796
ORDS	-134,744	-814,015	1,532,285	1,842,721	0	35,406	35,029	48,624	134,744	778,609	-1,567,314	-1,891,345
VFQS	136,452	504,389	1,468,023	333,374	177,846	177,846	117,726	41,281	-451,254	-682,235	-1,585,749	-374,655
QNNS	-23,343	81,030	325,505	-103,895	0	4,000	4,000	4,000	-16,817	-85,030	-329,505	99,895
GWCS	-36,129	367,037	85,128	218,672	0	33,936	40,756	40,756	30,869	-400,973	-125,884	-259,428
QGTS	-88,735	-2,091,423	-4,176,978	-9,997,879	-18,000	-43,970	-144,575	-410,185	106,735	2,135,393	4,321,553	10,408,064

- The mismatch of some companies is caused by transfers done through QSCD.

## Trading values by nationality for the last Session

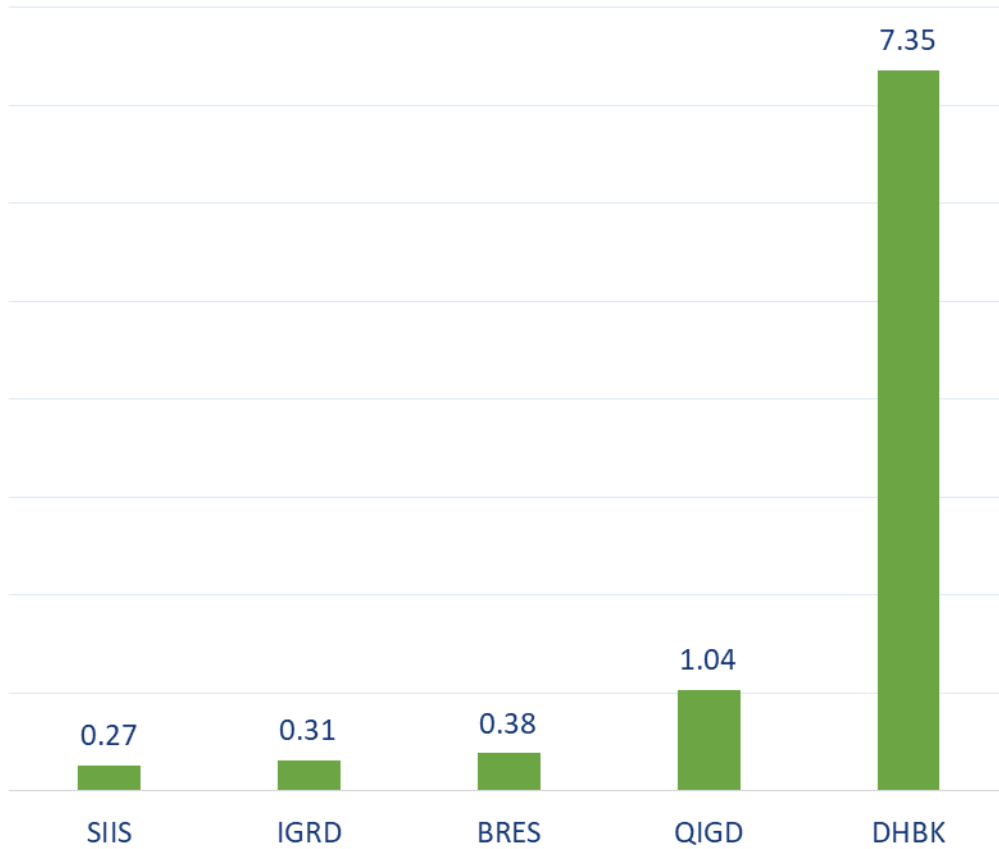
Nationality	Purchasing Value	Selling Value	Difference
Qataris	238.73	224.83	13.91
GCC	33.52	21.50	12.02
Arab	37.98	46.09	-8.11
Foreigners	131.82	149.64	-17.83
Total	442.05	442.05	0.00

In million QAR

## Trading by nationality for the last Session

Nationality	Buy %	Sell %	Net
Qataris	54.01%	50.86%	3.15%
GCC	7.58%	4.86%	2.72%
Arab	8.59%	10.43%	-1.84%
Foreigners	29.82%	33.85%	-4.03%

### Top 5 Companies bought (net) by **Foreigners** in the last session



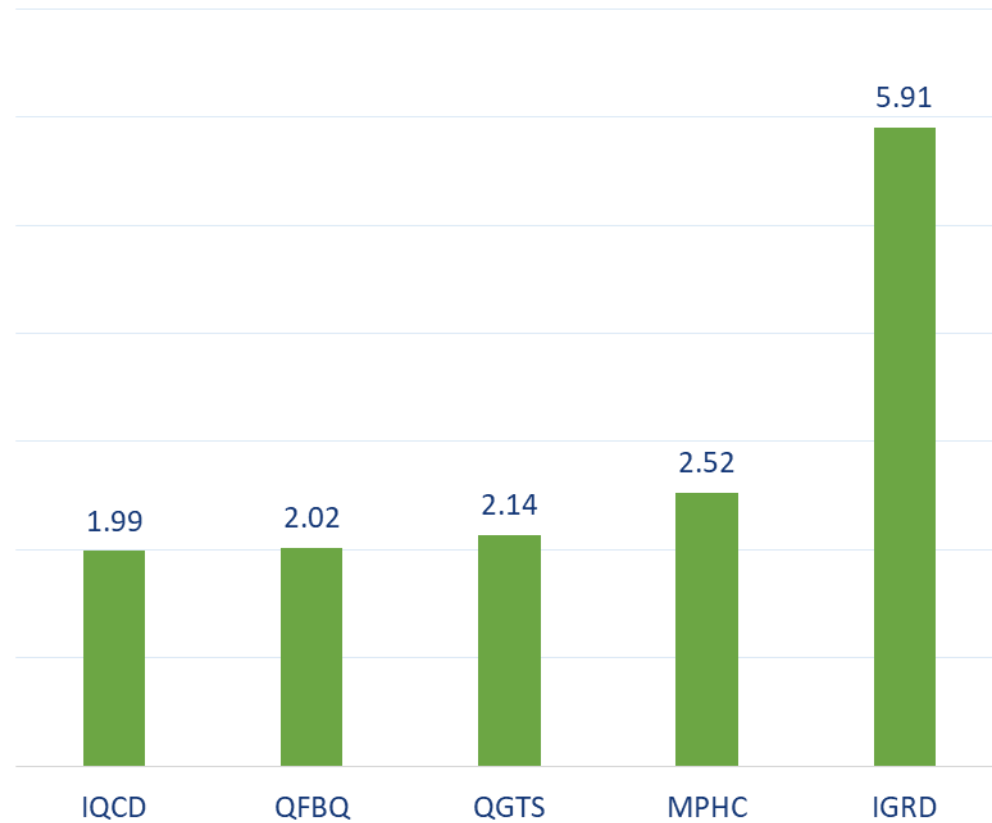
In million shares

### Top 5 Companies sold (net) by **Foreigners** in the last session



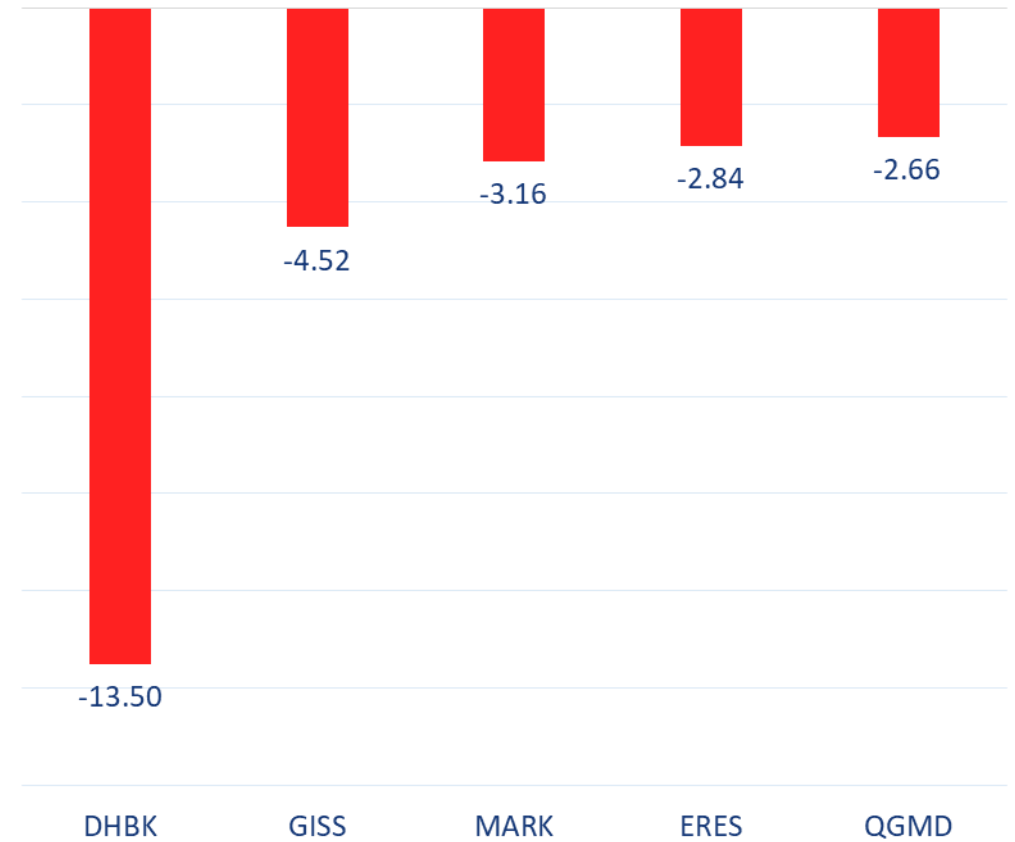
In million shares

Top 5 Companies bought (net) by **Foreigners** over the last week



In million shares

Top 5 Companies sold (net) by **Foreigners** over the last week



In million shares



The figures represent a change in the number of shares.

Daily Change: The net change between 7<sup>th</sup> and 6<sup>th</sup> of February trading sessions

Change for the last 5 sessions: The total daily net change for the last 5 sessions.

Change for the last 10 sessions: The total daily net change for the last 10 sessions.


Change for the last 20 sessions: The total daily net change for the last 20 sessions.

## **DISCLAIMER:**

The information contained was obtained from various public sources believed to be reliable, but we do not guarantee its accuracy. Wasata Financial Securities makes no representations or warranties (express or implied) regarding the data and information provided and Wasata Financial Securities does not represent that the information content of this document is complete, or free from any error, not misleading, or fit for any particular purpose. This report document provides general information only. Neither the information nor any opinion expressed constitutes an offer or an invitation to make an offer, to buy or sell any securities or other investment products related to such securities or investments.

This report document contained is subject to change without prior notice. Wasata assumes no responsibility to update the information in this report document.





Prepared by Financial Advisory Department

  
وساطة  
WASATA  
للأوراق المالية  
FINANCIAL SECURITIES

+974 44498880

[ramzi.qasmieh@Wasata.qa](mailto:ramzi.qasmieh@Wasata.qa)