



Daily Report for Ownership Changes

28th of February 2023 Session

Company	28-Feb											
	Qatari				GCC				Foreigners			
	Daily Chg.	Last 5 Sessions Chg.	Last 10 Sessions Chg.	Last 20 Sessions Chg.	Daily Chg.	Last 5 Sessions Chg.	Last 10 Sessions Chg.	Last 20 Sessions Chg.	Daily Chg.	Last 5 Sessions Chg.	Last 10 Sessions Chg.	Last 20 Sessions Chg.
QNBK	-696,891	-1,573,420	-26,383,248	-26,661,393	-1,029	125	-22,740	227,932	697,920	1,573,295	26,405,988	26,433,461
QIBK	-45,322	-1,140,097	-1,643,000	1,522,006	0	267	-9,696	407	45,322	1,139,830	1,652,696	-1,522,413
CBQK	-650,956	379,913	-2,369,822	-3,669,414	0	0	0	-5,000	650,956	-379,913	2,369,822	3,674,414
DHBK	-115,930	-91,309	-29,148,511	-13,095,785	0	42,160	21,852	141,118	115,930	49,149	29,126,659	12,954,667
ABQK	0	0	-10,000	-3,378	0	0	0	0	0	0	10,000	3,378
QIK	-417,310	-451,567	-1,884,034	-1,848,323	0	0	0	0	417,310	451,567	1,884,034	1,848,323
MARK	3,827,997	4,167,526	-41,861,803	-34,437,535	-30,112	-121,751	-243,530	-260,404	-3,797,885	-4,045,775	42,105,333	34,697,939
DUBK	86,962	-3,865,521	#N/A	#N/A	0	4,083	#N/A	#N/A	-86,962	3,861,438	#N/A	#N/A
QFBQ	171,460	-304,217	-1,871,347	-4,292,079	12,131	12,131	774,825	426,790	-183,591	292,086	1,096,522	3,865,289
NLCS	-2,278,318	-1,828,147	-2,417,384	726,299	-18,799	-2,895	-48,226	-122,534	2,297,117	1,831,042	2,465,610	-603,765
DBIS	-517,556	-940,650	-18,418,274	-18,186,420	703,604	639,707	777,947	971,131	-186,048	300,943	17,640,327	17,215,289
QOIS	-2,962	-16,458	-387,856	683,605	-900	2,478	64,278	35,098	3,862	13,980	323,578	-718,703
IHGS	-106,231	-73,624	99,008	-191,351	0	-3,308	1,692	201,692	106,231	76,932	-100,700	-10,341
ZHCD	406	11,953	7,910	28,491	0	0	352	352	-406	-11,953	-8,262	-28,843
QGMD	261,101	268,298	719,176	4,955,488	0	44,914	63,375	191,987	-261,101	-313,212	-782,551	-5,147,475
SIIS	-258,081	50,819	353,991	-166,325	1,315	133,626	178,267	382,791	256,766	-184,445	-532,258	-216,466
BLDN	74,995	-781,479	-1,585,616	-1,715,656	0	-38,696	0	-16,603	-74,995	820,175	1,585,616	1,732,259
MCGS	-42,031	-75,374	15,254	-292,639	0	-10,000	-80,000	-52,762	42,031	85,374	64,746	345,401
QCFS	0	-50	19,950	17,870	0	0	0	0	0	50	-19,950	-17,870
QFLS	272,051	81,326	-1,391,209	-2,668,558	0	0	-1,959	-1,959	-272,051	-81,326	1,393,168	2,670,517
WDAM	-67,382	-166,315	-167,395	-192,685	0	-350	-350	965	67,382	166,665	167,745	191,720
MCCS	376,576	-147,699	-157,810	218,054	1,440	78,437	75,871	103,329	-378,016	69,262	81,939	-321,383
MERS	-53,753	-52,414	-181,298	-189,952	0	0	0	-250	53,753	52,414	181,298	190,202
QIMD	-2,061	-7,025	54,510	25,382	0	-2,050	-23,475	-23,475	2,061	9,075	-31,035	-1,907
QNCD	64,389	-26,223	-133,115	114,339	0	1,487	5,492	19,499	-64,389	24,736	127,623	-133,838

Company	28-Feb											
	Qatari				GCC				Foreigners			
	Daily Chg.	Last 5 Sessions Chg.	Last 10 Sessions Chg.	Last 20 Sessions Chg.	Daily Chg.	Last 5 Sessions Chg.	Last 10 Sessions Chg.	Last 20 Sessions Chg.	Daily Chg.	Last 5 Sessions Chg.	Last 10 Sessions Chg.	Last 20 Sessions Chg.
IQCD	-495,692	-1,586,886	684,734	-1,005,064	-650	11,956	74,523	52,499	496,342	1,574,930	-759,257	952,565
QIGD	-285,616	-549,101	-789,324	-2,559,521	-48,700	-48,740	-40	-96,811	334,316	597,841	789,364	2,656,332
QEWS	58,484	243,223	-2,005,635	-2,084,651	0	2,000	2,000	2,000	-58,484	-245,223	2,003,635	2,082,651
AHCS	141,694	52,390	228,510	455,326	0	55,000	55,000	45,000	-141,694	-107,390	-283,510	-500,326
GISS	-73,858	-242,141	5,045,006	10,836,563	23,718	-17,553	-32,553	-140,347	50,140	259,694	-5,012,453	-10,696,216
MPHC	-1,011,708	-1,085,113	-1,638,740	-5,205,470	0	-4,000	-4,000	-46,756	1,011,708	1,089,113	1,642,740	5,252,226
IGRD	392,732	5,214,895	-2,858,966	-13,077,716	15,740	-380,099	-211,436	-116,285	-408,472	-4,834,796	3,070,402	13,194,001
QAMC	-720,275	-3,373,702	-7,123,338	-1,202,381	-47,647	-136,454	-144,817	-682,777	767,922	3,510,156	7,268,155	1,885,158
QATI	208,460	12,065,078	-43,108,761	-43,423,166	50	-19,950	-19,950	-19,950	-208,510	-12,045,128	43,128,711	43,443,116
DOHI	10,000	9,175	-46,451	-12,780	0	0	0	0	-10,000	-9,175	46,451	12,780
QGRI	-67,055	-49,027	-54,439	-239,141	0	0	0	0	67,055	49,027	54,439	239,141
AKHI	277,746	33,996	-40,365	-208,868	0	0	0	0	-277,746	-33,996	40,365	208,868
QISI	1,301	-14,489	16,316	43,002	0	0	0	0	-1,301	14,489	-16,316	-43,002
BEMA	7,366	-734	8,213	51,121	0	0	0	0	-7,366	734	-8,213	-51,121
QLMI	-3,644	-18,489	-6,631	-58,041	0	0	0	0	3,644	18,489	6,631	58,041
UDCD	-396,239	-301,487	-9,545,506	-7,130,549	0	-31,730	-11,730	83,390	396,239	333,217	9,557,236	7,047,159
BRES	3,896,642	4,588,467	-58,114,856	-59,821,916	0	-17,110	-12,101	-12,101	-3,896,642	-4,571,357	58,126,957	59,834,017
ERES	-707,488	3,150,263	818,376	3,451,526	0	0	-20,112	-28,635	707,488	-3,150,263	-798,264	-3,422,891
MRDS	-138,565	500,429	-1,258,526	-1,431,419	100	-212,283	188,731	121,337	138,465	-288,146	1,069,795	1,310,082
ORDS	1,066,999	4,069,083	2,895,421	885,446	0	6,474	58,485	92,100	-1,066,999	-4,075,557	-2,953,906	-977,546
VFQS	-295,845	38,518	971,955	2,253,577	12,623	97,523	-1,805,095	-1,345,927	292,463	-126,800	842,381	-898,409
QNNS	48,915	-855,657	-17,813,173	-17,723,258	0	0	0	4,000	-48,915	855,657	17,813,173	17,719,258
GWCS	2,339	1,104	893,372	2,072,063	100	-1,900	100	28,216	-2,439	796	-893,472	-2,100,279
QGTS	-72,397	-1,392,534	-7,248,471	-11,080,810	0	-32,015	-692,560	-723,580	72,397	1,424,549	7,941,031	11,804,390

Trading values by nationality for the last Session

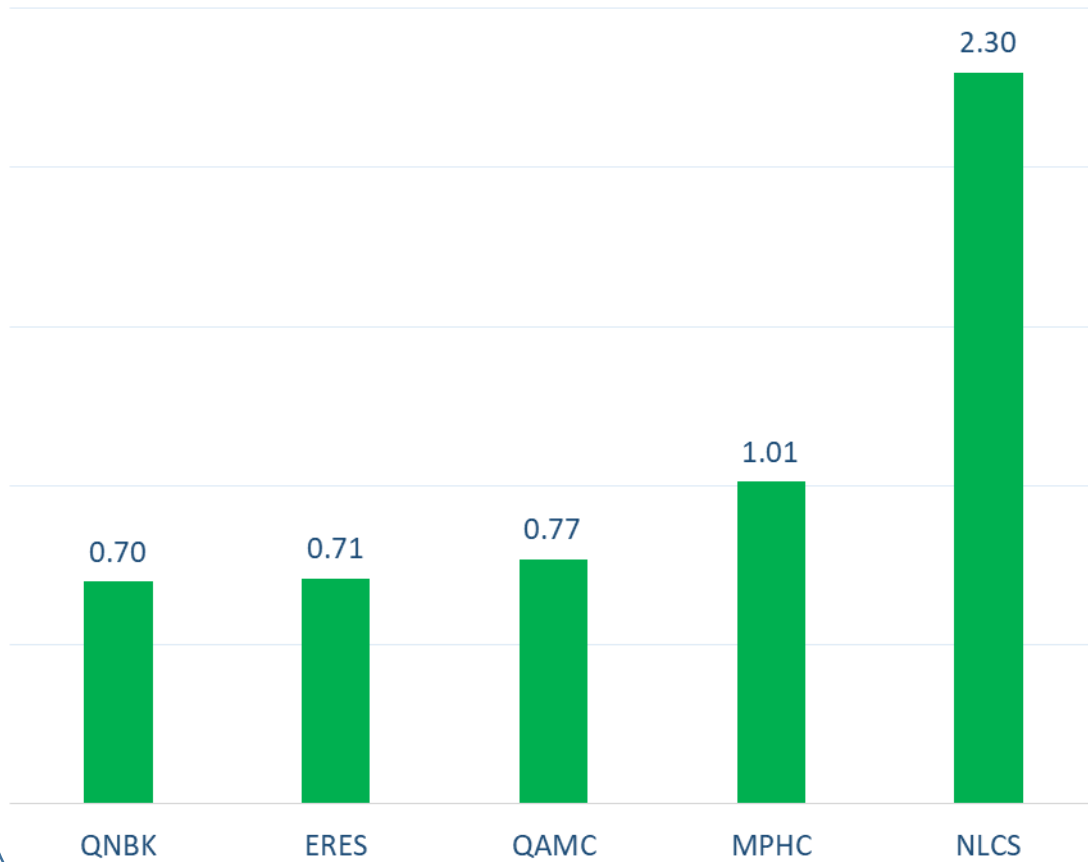
Nationality	Purchasing Value	Selling Value	Difference
Qataris	258.04	253.29	4.75
GCC	8.59	53.71	-45.12
Arab	35.63	40.13	-4.50
Foreigners	437.91	393.04	44.87
Total	740.17	740.17	0.00

In million QAR

Trading by nationality for the last Session

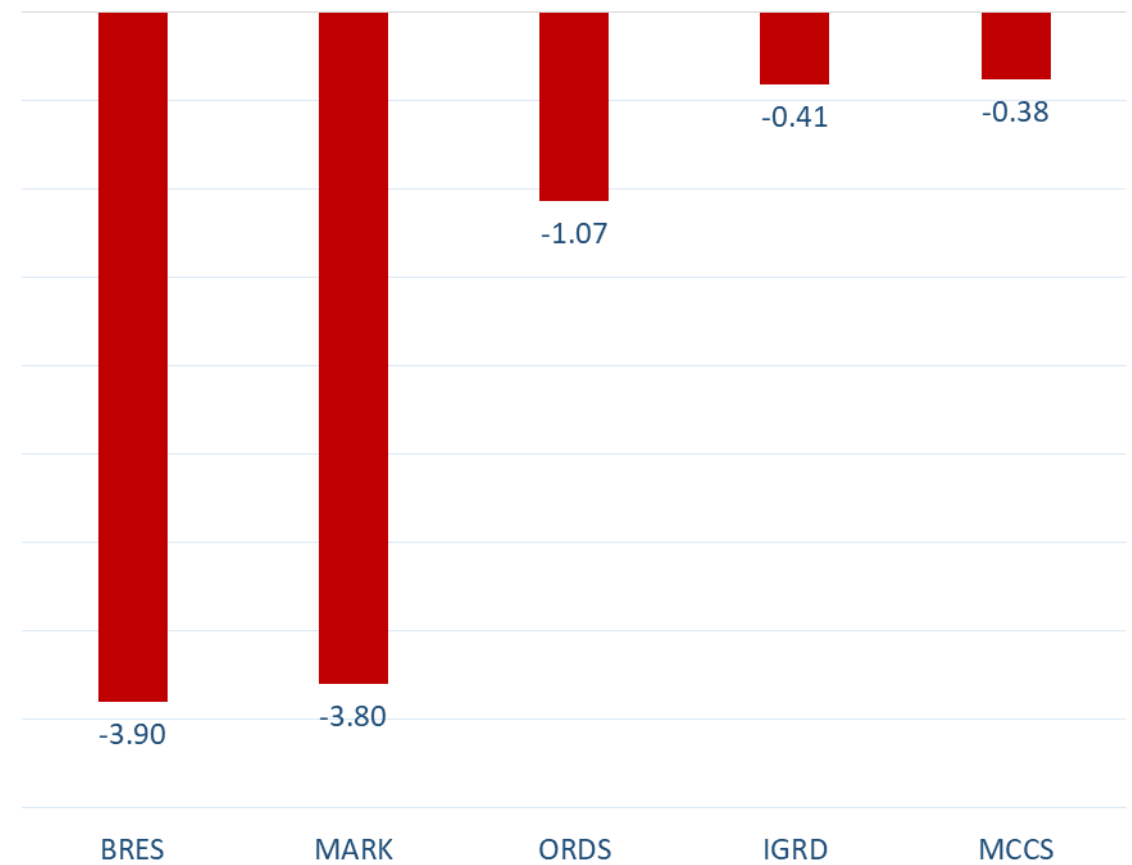
Nationality	Buy %	Sell %	Net
Qataris	34.86%	34.22%	0.64%
GCC	1.16%	7.26%	-6.10%
Arab	4.81%	5.42%	-0.61%
Foreigners	59.16%	53.10%	6.06%

Top 5 Companies bought (net) by **Foreigners** in the last session



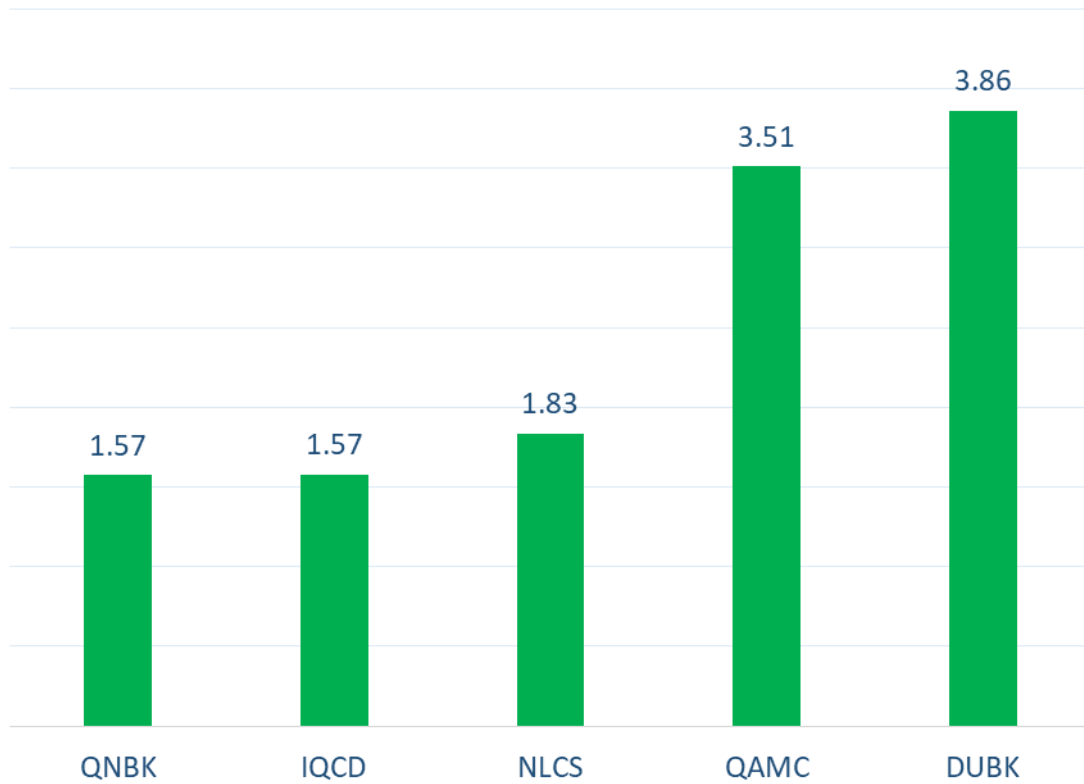
In million shares

Top 5 Companies sold (net) by **Foreigners** in the last session



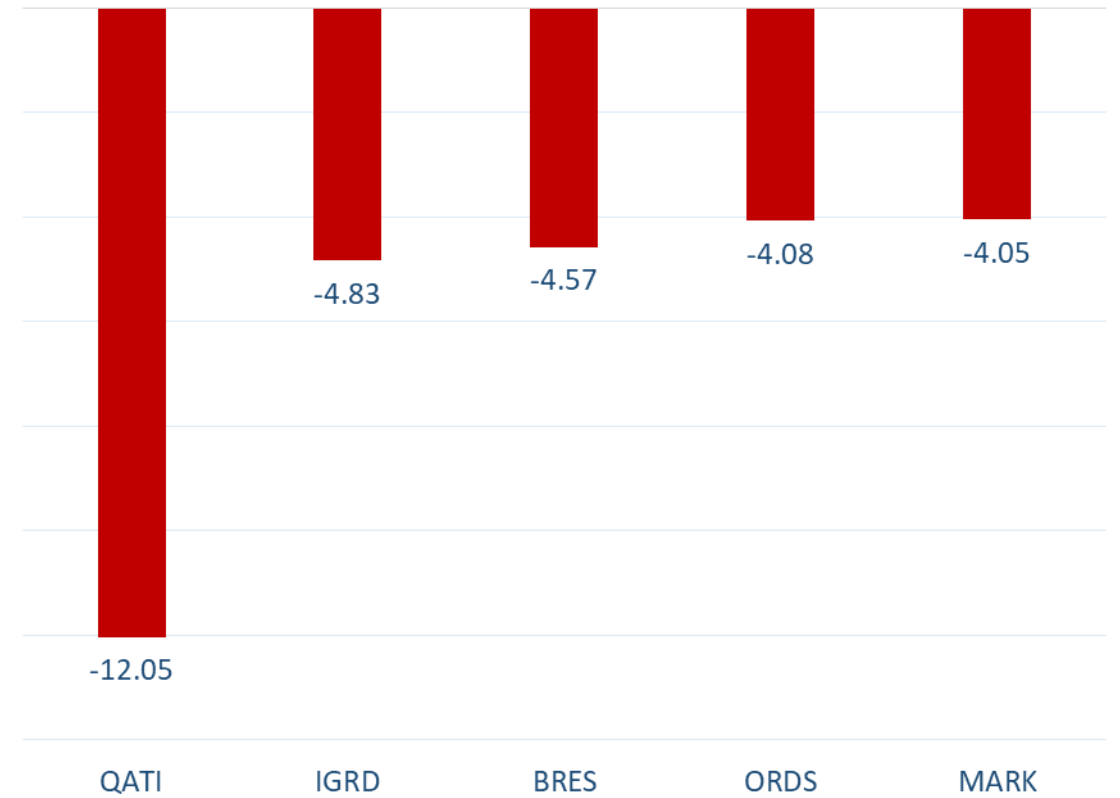
In million shares

Top 5 Companies bought (net) by **Foreigners** over the last week



In million shares

Top 5 Companies sold (net) by **Foreigners** over the last week



In million shares



The figures represent a change in the number of shares.

Daily Change: The net change between 28th and 27th of February trading sessions

Change for the last 5 sessions: The total daily net change for the last 5 sessions.

Change for the last 10 sessions: The total daily net change for the last 10 sessions.

Change for the last 20 sessions: The total daily net change for the last 20 sessions.

DISCLAIMER:

The information contained was obtained from various public sources believed to be reliable, but we do not guarantee its accuracy. Wasata Financial Securities makes no representations or warranties (express or implied) regarding the data and information provided and Wasata Financial Securities does not represent that the information content of this document is complete, or free from any error, not misleading, or fit for any particular purpose. This report document provides general information only. Neither the information nor any opinion expressed constitutes an offer or an invitation to make an offer, to buy or sell any securities or other investment products related to such securities or investments.

This report document contained is subject to change without prior notice. Wasata assumes no responsibility to update the information in this report document.



Prepared by Financial Advisory Department


وساطة
WASATA
للأوراق المالية
FINANCIAL SECURITIES

+974 44498880

ramzi.qasmieh@Wasata.qa