



## Daily Report for Ownership Changes

13<sup>th</sup> of April 2023 Session

Company									13-Apr			
	Qatari				GCC				Foreigners			
	Daily Chg.	Last 5 Sessions Chg.	Last 10 Sessions Chg.	Last 20 Sessions Chg.	Daily Chg.	Last 5 Sessions Chg.	Last 10 Sessions Chg.	Last 20 Sessions Chg.	Daily Chg.	Last 5 Sessions Chg.	Last 10 Sessions Chg.	Last 20 Sessions Chg.
QNBK	2,241,304	2,755,386	3,589,779	7,421,393	109,792	89,792	-840,207	-865,480	-2,351,096	-2,845,178	-2,749,572	-6,555,913
QIBK	405,771	1,038,393	755,627	7,083,661	0	17,294	26,121	67,282	-405,771	-1,055,687	-781,748	-7,150,943
CBQK	282,490	-969,576	-2,723,074	3,265,316	0	0	0	95,333	-282,490	969,576	2,723,074	-3,360,649
DHBK	37,174	-1,185,446	-3,437,571	-6,416,096	6,189	60,027	7,540	-18,467	-43,363	1,125,419	3,430,031	6,434,563
ABQK	0	-3,000	17,104	17,104	0	0	-20,104	-20,104	0	3,000	3,000	3,000
QIK	350,729	-310,731	-563,966	576,585	0	0	0	0	-350,729	310,731	563,966	-576,585
MARK	4,200,628	1,592,293	3,665,123	-2,747,558	-26,790	-170,685	-50,834	-922,736	-4,173,838	-1,421,608	-3,614,289	3,670,294
DUBK	-683,823	-7,531,844	-14,437,594	-28,236,334	0	63,885	83,604	24,776	683,823	7,467,959	14,353,990	28,211,558
QFBQ	242,339	713,587	-1,433,576	188,150	555	41,425	41,425	-724,996	-242,894	-755,012	1,392,151	536,846
NLCS	456,995	2,443,215	-834,641	-147,244	30,000	-34,226	-36,725	-27,689	-486,995	-2,408,989	871,366	174,933
DBIS	282,991	992,636	730,995	1,127,326	-1,110	1,632	-41,865	-85,254	-281,881	-994,268	-689,130	-1,042,072
QOIS	62,580	1,247,111	1,356,403	477,569	0	-44,915	-57,096	-26,885	-62,580	-1,202,196	-1,299,307	-450,684
IHGS	129,489	-49,120	-115,506	-274,990	0	-200,000	-200,000	-200,000	-129,489	249,120	315,506	474,990
ZHCD	-102,276	-174,926	-181,871	-188,229	32,009	33,939	33,939	33,939	70,267	140,987	147,932	154,290
QGMD	-361,445	1,965,010	791,967	1,032,161	-46,478	-52,940	-169,067	-108,625	407,923	-1,912,070	-622,900	-923,536
SIIS	-100,569	-2,440,954	-5,608,533	-4,870,180	0	-44,514	-164,529	-317,966	100,569	2,485,468	5,773,062	5,188,146
BLDN	-17,989	-844,763	-539,120	-3,230,717	-17,000	0	0	-35,077	34,989	844,763	539,120	3,265,794
MCGS	4,010	-214,055	-149,990	-79,373	0	0	-3,255	-10,000	-4,010	214,055	153,245	89,373
QCFS	0	-6,300	-11,250	-5,100	0	0	0	0	0	6,300	11,250	5,100
QFLS	209,207	208,771	335,817	731,456	281	281	281	1,281	-209,488	-209,052	-336,098	-732,737
WDAM	-2,071	-39,775	394,049	-514,084	0	-4,570	0	0	2,071	44,345	-394,049	514,084
MCCS	-35,919	-218,497	499,809	-212,072	0	0	-20,398	63,894	35,919	218,497	-479,411	148,178
MERS	-423,925	-329,735	-545,615	-572,726	6,263	5,835	23,994	23,994	417,662	323,900	521,621	548,732
QIMD	-8,500	-15,839	107,986	-101,038	8,500	8,500	55,503	198,220	0	7,339	-163,489	-97,182

Company	13-Apr											
	Qatari				GCC				Foreigners			
	Daily Chg.	Last 5 Sessions Chg.	Last 10 Sessions Chg.	Last 20 Sessions Chg.	Daily Chg.	Last 5 Sessions Chg.	Last 10 Sessions Chg.	Last 20 Sessions Chg.	Daily Chg.	Last 5 Sessions Chg.	Last 10 Sessions Chg.	Last 20 Sessions Chg.
IQCD	-43,568	-1,237,831	-2,813,005	-7,932,820	0	150,989	214,506	210,383	43,568	1,086,842	2,598,499	7,722,437
QIGD	140,899	-502,398	323,814	-1,714,780	7,207	26,150	26,682	499,385	-148,106	476,248	-350,496	1,215,395
QEWS	-29,694	-151,537	-267,049	-1,267,407	0	0	0	0	29,694	151,537	267,049	1,267,407
AHCS	-177,252	-62,521	-366,358	-264,613	0	28,303	33,098	29,557	177,252	34,218	333,260	235,056
GISS	902,811	542,428	862,828	2,529,821	-16,218	56,465	-32,126	-74,807	-886,593	-598,893	-830,702	-2,455,014
MPHC	2,707,795	2,766,029	5,427,923	4,855,709	0	-36,600	-39,600	2,106	-2,707,795	-2,729,429	-5,388,323	-4,857,815
IGRD	3,265,545	8,097,238	18,426,324	40,215,852	0	-47,062	-14,450	-714,222	-3,265,545	-8,050,176	-18,411,874	-39,501,630
QAMC	-248,450	-97,291	3,172,682	19,346,821	91,819	129,283	232,549	293,064	156,631	-31,992	-3,405,231	-19,639,885
QATI	390,811	682,043	4,193,365	14,944,319	-119,000	-100,000	-102,933	-54,468	-271,811	-582,043	-4,090,432	-14,889,851
DOHI	1,976	1,738	47,124	124,384	0	0	-58,338	-58,338	-1,976	-1,738	11,214	-66,046
QGRI	8,597	-8,832	-5,990	-15,828	0	0	10,000	12,447	-8,597	8,832	-4,010	3,381
AKHI	-200,317	-624,635	-1,066,556	-910,835	18,839	72,526	116,512	116,723	181,478	552,109	950,044	794,112
QISI	99,220	109,112	109,267	91,207	0	0	0	0	-99,220	-109,112	-109,267	-91,207
BEMA	693	183	-333	-23,854	0	0	0	-350	-693	-183	333	24,204
QLMI	1,000	-7,995	33,239	112,379	0	0	0	0	-1,000	7,995	-33,239	-112,379
UDCD	-36,952	-286,602	-339,888	799,114	0	0	-50	-50	36,952	286,602	339,938	-799,064
BRES	1,028,106	297,176	1,652,266	3,763,280	0	-62,858	-106,305	6,154	-1,028,106	-234,318	-1,545,961	-3,769,434
ERES	931,590	4,319,163	8,527,353	6,860,780	0	-149,429	-122,220	-308,775	-931,590	-4,169,734	-8,405,133	-6,552,005
MRDS	-2,343,467	-2,647,509	-6,209,961	-4,515,412	0	79,526	46,516	-98,128	2,343,467	2,567,983	6,163,445	4,613,540
ORDS	-102,779	-508,215	-1,490,003	-1,890,071	-4,000	1,778	-14,222	-70,425	93,917	501,107	1,492,585	1,960,496
VFQS	-32,605	256,163	1,265,755	-674,094	0	-13,600	-31,600	-142,600	-15,173	-154,070	-1,145,662	905,187
QNNS	-391,158	-640,055	-2,314,202	-3,862,967	0	0	0	-5	450,311	699,208	2,373,355	3,922,125
GWCS	260,027	2,628,332	2,839,903	2,814,208	0	-192	-192	-70	118,252	-892,857	-1,104,428	-1,078,855
QGTS	-2,206,716	-4,515,167	-8,876,780	-14,771,465	-100,000	-102,362	-277,362	-397,372	2,306,716	4,617,529	9,154,142	15,168,837

## Insider Traders For the Last Week

Company	Bought	Sold	Net
IGRD	1,800,000	0	1,800,000
VFQS	1,093,019	0	1,093,019
DUBK	557,888	0	557,888
QATI	412,914	0	412,914
MKDM	63,000	0	63,000
QGRI	62,686	0	62,686
IQCD	13,400	10,000	3,400
QCFS	3,000	0	3,000
MPHC	100,000	100,000	0
BLDN	50	231	-181
QIIK	0	1,000	-1,000
QEWS	0	12,050	-12,050
IHGS	565,640	791,352	-225,712
QNCD	0	282,868	-282,868

## Trading Value by nationality for the past week

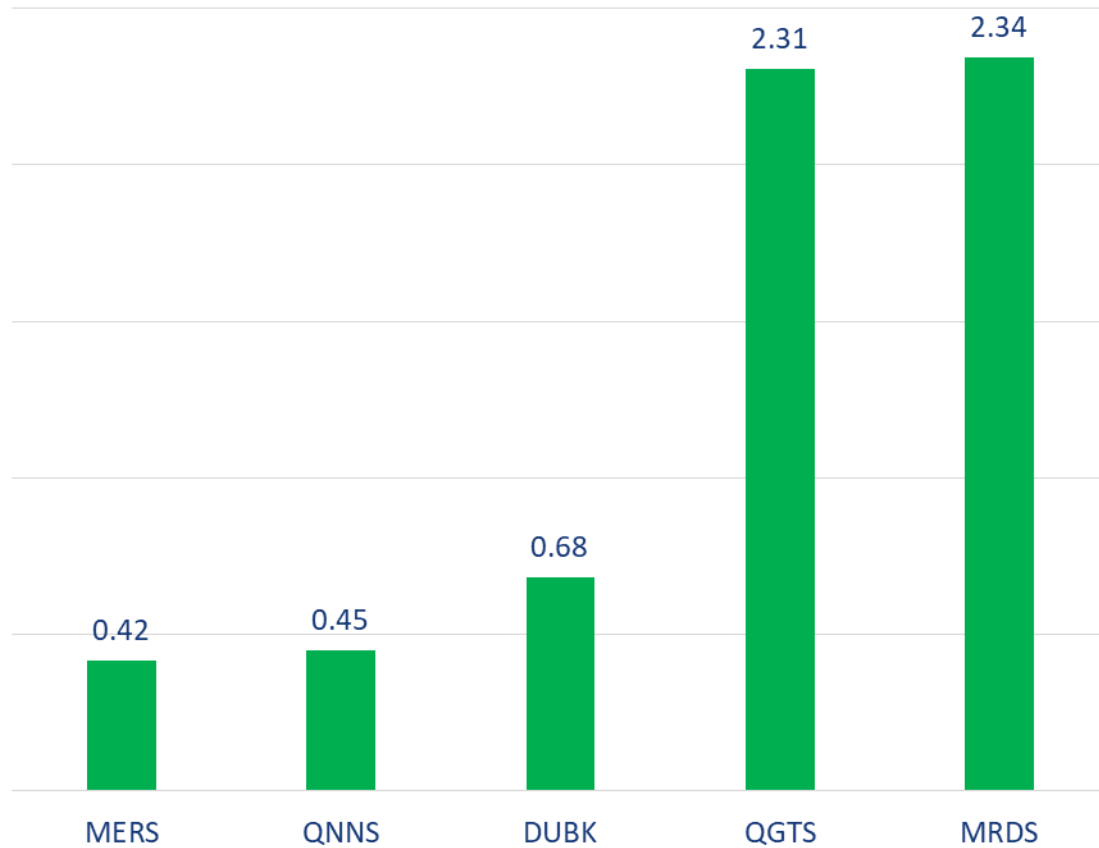
Nationality	Purchasing Value	Selling Value	Difference
Qataris	1,301.61	1,283.63	17.98
GCC	62.49	47.63	14.87
Arab	211.75	200.41	11.35
Foreigners	328.81	373.01	-44.20
Total	1,904.67	1,904.67	0.00

In million QAR

## Trading by nationality for the past week

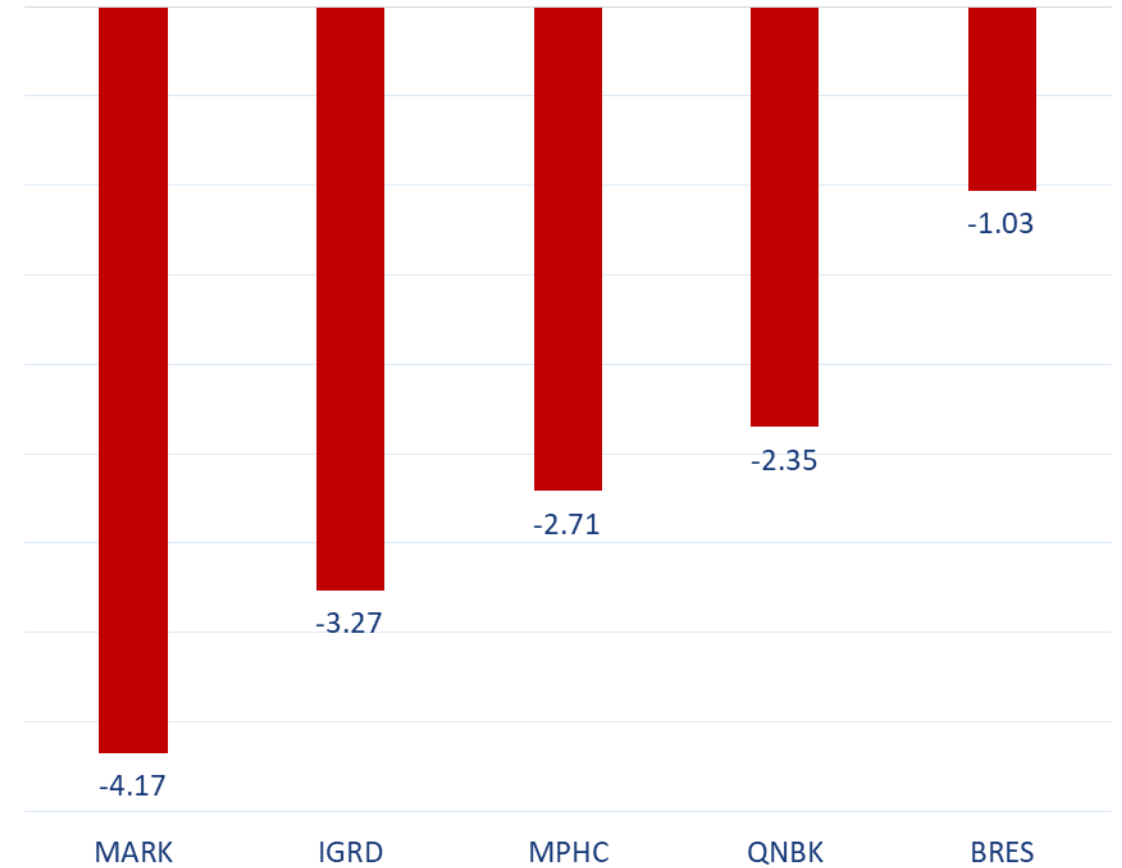
Nationality	Buy %	Sell %	Net
Qataris	68.34%	67.39%	0.94%
GCC	3.28%	2.50%	0.78%
Arab	11.12%	10.52%	0.60%
Foreigners	17.26%	19.58%	-2.32%

Top 5 Companies bought (net) by **Foreigners** in the last session



In million shares

Top 5 Companies sold (net) by **Foreigners** in the last session



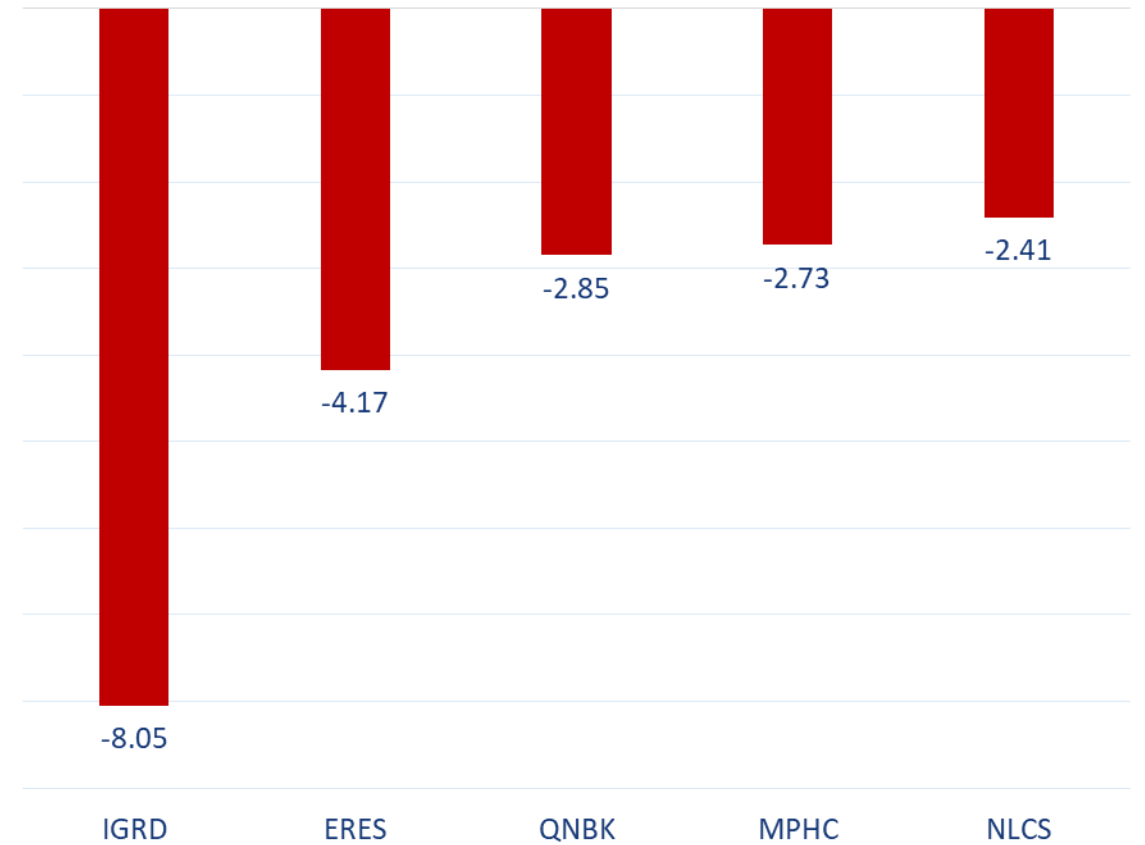
In million shares

Top 5 Companies bought (net) by **Foreigners** over the last week



In million shares

Top 5 Companies sold (net) by **Foreigners** over the last week



In million shares





The figures represent a change in the number of shares.

Daily Change: The net change between 13<sup>th</sup> and 12<sup>th</sup> of April trading sessions

Change for the last 5 sessions: The total daily net change for the last 5 sessions.

Change for the last 10 sessions: The total daily net change for the last 10 sessions.

Change for the last 20 sessions: The total daily net change for the last 20 sessions.

## **DISCLAIMER:**

The information contained was obtained from various public sources believed to be reliable, but we do not guarantee its accuracy. Wasata Financial Securities makes no representations or warranties (express or implied) regarding the data and information provided and Wasata Financial Securities does not represent that the information content of this document is complete, or free from any error, not misleading, or fit for any particular purpose. This report document provides general information only. Neither the information nor any opinion expressed constitutes an offer or an invitation to make an offer, to buy or sell any securities or other investment products related to such securities or investments.

This report document contained is subject to change without prior notice. Wasata assumes no responsibility to update the information in this report document.



Prepared by Financial Advisory Department

  
للأوراق المالية  
FINANCIAL SECURITIES

+974 44498880

[ramzi.qasmieh@Wasata.qa](mailto:ramzi.qasmieh@Wasata.qa)