



Daily Report for Ownership Changes

6th of April 2023 Session

6-Apr

Company	Qatari					GCC					Foreigners				
	Daily Chg.	Last 5 Sessions Chg.	Last 10 Sessions Chg.	Last 20 Sessions Chg.	Last 40 sessions Chg.	Daily Chg.	Last 5 Sessions Chg.	Last 10 Sessions Chg.	Last 20 Sessions Chg.	Last 40 sessions Chg.	Daily Chg.	Last 5 Sessions Chg.	Last 10 Sessions Chg.	Last 20 Sessions Chg.	Last 40 sessions Chg.
QNBK	257,145	834,393	3,314,257	7,440,215	-22,096,225	0	-929,999	-961,088	-838,703	-703,699	-257,145	95,606	-2,353,169	-6,601,512	22,799,924
QIBK	-120,830	-282,766	2,998,178	6,972,463	3,265,044	0	8,827	51,502	49,988	40,321	120,830	273,939	-3,049,680	-7,022,451	-3,305,365
CBQK	4,266	-1,753,498	1,901,979	-2,028,296	-5,406,942	0	0	95,333	95,333	95,433	-4,266	1,753,498	-1,997,312	1,932,963	5,311,509
DHBK	-546,766	-2,252,125	-4,806,231	-1,687,140	-31,391,706	0	-52,487	-78,194	-61,194	234,422	546,766	2,304,612	4,884,425	1,748,334	31,157,284
ABQK	0	20,104	20,104	20,320	10,834	0	-20,104	-20,104	-20,104	-20,104	0	0	0	-216	9,270
QIIK	-124,538	-253,235	545,488	3,319,497	1,007,725	0	0	0	167	167	124,538	253,235	-545,488	-3,319,664	-1,007,892
MARK	-1,384,465	2,072,830	-5,887,990	13,115,333	-31,079,524	-1,410	119,851	-329,713	-821,375	-534,811	1,385,875	-2,192,681	6,217,703	-12,293,958	31,614,335
DUBK	-1,436,344	-6,905,750	-15,636,000	-22,454,184	#N/A	0	19,719	-39,109	-9,909	#N/A	1,436,344	6,886,031	15,675,109	22,464,093	#N/A
QFBQ	-72,889	-2,147,163	-327,244	4,304,334	1,898,628	0	0	-765,121	-3,306,872	-3,293,692	72,889	2,147,163	1,092,365	-997,462	1,395,064
NLCS	1,137,470	-3,277,856	-2,618,859	-2,988,570	-5,929,830	29,000	-2,499	-7,275	14,228	-300,998	-1,166,470	3,280,355	2,626,134	2,974,342	6,230,828
DBIS	-667,480	-261,641	1,148,208	1,648,285	-17,337,879	-100,418	-43,497	-465,223	-311,307	-34,715	767,898	305,138	-682,985	-1,336,978	17,372,594
QOIS	87,232	109,292	-1,020,821	-461,862	213,293	0	-12,181	17,819	10,720	-33,942	-87,232	-97,111	1,003,002	451,142	-179,351
IHGS	-198,677	-66,386	-201,189	199,802	76,790	0	0	0	-56,892	177,915	198,677	66,386	201,189	-142,910	-254,705
ZHCD	-7,795	-6,945	-11,999	-17,648	1,383	0	0	-7,033	0	352	7,795	6,945	19,032	17,648	-1,735
QGMD	-697,471	-1,173,043	-2,437,363	-474,311	-1,500,211	-14,247	-116,127	-139,840	108,473	503,659	711,718	1,289,170	2,577,203	365,838	996,552
SIIS	-3,394,597	-3,167,579	-3,178,042	-4,039,548	-2,634,571	8,971	-120,015	-273,452	-5,937	276,382	3,385,626	3,287,594	3,451,494	4,045,485	2,358,189
BLDN	586,098	305,643	-2,143,470	-1,513,948	-3,466,082	0	0	20,000	-34,077	-19,277	-586,098	-305,643	2,123,470	1,548,025	3,485,359
MCGS	29,002	64,065	117,831	107,666	234,206	0	-3,255	-10,000	-10,000	-130,000	-29,002	-60,810	-107,831	-97,666	-104,206
QCFS	-2,690	-4,950	1,200	3,810	22,226	0	0	0	0	0	2,690	4,950	-1,200	-3,810	-22,226
QFLS	112,363	127,046	373,908	-114,859	-2,206,702	0	0	1,000	1,000	-659	-112,363	-127,046	-374,908	113,859	2,207,361
WDAM	94,732	433,824	-477,557	-650,897	-728,893	0	4,570	4,570	4,570	4,555	-94,732	-438,394	472,987	646,327	724,338
MCCS	167,069	718,306	656,932	92,074	483,616	0	-20,398	0	42,659	-22,618	-167,069	-697,908	-656,932	-134,733	-460,998
MERS	-81,902	-215,880	-228,511	-260,611	-321,274	5,000	18,159	18,159	18,190	17,950	76,902	197,721	210,352	242,421	303,324
QIMD	43,725	123,825	-85,640	-102,181	467,636	15,754	47,003	189,615	190,720	167,250	-59,479	-170,828	-103,975	-88,539	-634,886
QNCD	30,475	-70,498	-129,630	-132,187	-67,880	0	0	0	0	5,492	-30,475	70,498	129,630	132,187	62,388

6-Apr

Company	Qatari					GCC					Foreigners				
	Daily Chg.	Last 5 Sessions Chg.	Last 10 Sessions Chg.	Last 20 Sessions Chg.	Last 40 sessions Chg.	Daily Chg.	Last 5 Sessions Chg.	Last 10 Sessions Chg.	Last 20 Sessions Chg.	Last 40 sessions Chg.	Daily Chg.	Last 5 Sessions Chg.	Last 10 Sessions Chg.	Last 20 Sessions Chg.	Last 40 sessions Chg.
IQCD	-95,056	-1,575,174	-806,252	-7,503,235	-7,282,562	0	63,517	63,619	27,178	123,818	95,056	1,511,657	742,633	7,476,057	7,158,744
QIGD	442,777	826,212	-697,493	-1,787,808	-6,141,374	5,000	532	603,905	618,603	847,933	-447,777	-826,744	93,588	1,169,205	5,293,441
QEWS	53,527	-115,512	-203,313	-1,372,049	-2,524,029	0	0	0	0	1,870	-53,527	115,512	203,313	1,372,049	2,522,159
AHCS	13,258	-303,837	-31,923	-409,380	-1,073,687	0	4,795	4,795	-96,696	71,830	-13,258	299,042	27,128	506,076	1,001,857
GISS	317,492	320,400	1,849,416	2,382,598	6,257,826	0	-88,591	5,600	-72,482	-208,164	-317,492	-231,809	-1,855,016	-2,310,116	-6,049,662
MPHC	87,341	2,661,894	2,527,902	3,451,929	323,632	0	-3,000	38,706	34,744	-9,090	-87,341	-2,658,894	-2,566,608	-3,486,673	-314,542
IGRD	1,872,500	10,329,086	30,750,591	41,457,685	33,464,712	0	32,612	-14,059	-507,638	-584,677	-1,872,500	-10,361,698	-30,736,532	-40,950,047	-32,880,035
QAMC	-1,117,250	3,269,973	7,313,902	28,433,020	20,887,790	4,027	103,266	8,139	187,222	3,406	1,113,223	-3,373,239	-7,322,041	-28,620,242	-20,891,196
QATI	149,105	3,511,322	6,984,973	35,613,463	-8,822,003	0	-2,933	-2,933	45,532	75,532	-149,105	-3,508,389	-6,982,040	-35,658,995	8,746,471
DOHI	32,157	45,386	76,138	83,874	-78,988	-38,339	-58,338	-58,338	-58,338	-58,338	6,182	12,952	-17,800	-25,536	137,326
QGRI	10,000	2,842	-47,794	-155,840	-314,350	0	10,000	12,447	12,447	30,220	-10,000	-12,842	35,347	143,393	284,130
AKHI	175,606	-441,921	-578,174	-186,665	-340,346	14,408	43,986	43,986	44,197	36,947	-190,014	397,935	534,188	142,468	303,399
QISI	0	155	11,821	-17,327	-103	0	0	0	0	0	0	-155	-11,821	17,327	103
BEMA	0	-516	-32,732	-28,354	22,285	0	0	-350	-350	-350	0	516	33,082	28,704	-21,935
QLMI	19,684	41,234	30,665	136,342	54,610	0	0	0	0	0	-19,684	-41,234	-30,665	-136,342	-54,610
UDCD	-435,199	-53,286	-784,099	2,153,988	-4,781,274	-50	-50	-50	-34,794	108,270	435,249	53,336	784,149	-2,119,194	4,673,004
BRES	433,715	1,355,090	3,443,976	3,221,531	-54,603,780	33,498	-43,447	-7,933	69,012	56,731	-467,213	-1,311,643	-3,436,043	-3,290,543	54,547,049
ERES	840,805	4,208,190	-1,155,216	4,167,836	8,815,111	-36,400	27,209	-92,916	5,949	-289,369	-804,405	-4,235,399	1,248,132	-4,173,785	-8,525,742
MRDS	-1,529,480	-3,562,452	-5,370,544	-6,575,918	-7,072,649	0	-33,010	-99,762	-403,111	-297,282	1,529,480	3,595,462	5,470,306	6,979,029	7,369,931
ORDS	-29,969	-981,788	-692,416	-1,778,553	-1,616,856	0	-16,000	-42,203	-62,203	-69,097	29,969	991,478	737,269	1,846,086	1,691,283
VFQS	624,948	1,009,592	-661,260	-4,536,600	-6,134,037	0	-18,000	-129,000	-139,000	-1,720,534	-624,948	-991,592	790,260	4,675,600	7,854,571
QNNNS	-631,843	-1,674,147	-2,879,568	-3,873,426	-24,601,738	0	0	0	-5	11,000	631,843	1,674,147	2,879,568	3,873,431	24,590,738
GWCS	-65,813	211,571	200,995	113,073	3,276,502	0	0	0	122	-50,534	65,813	-211,571	-200,995	-113,195	-3,225,968
QGTS	-1,602,169	-4,361,613	-5,248,170	-11,492,421	-20,235,491	-50,000	-175,000	-295,010	-394,847	-1,122,518	1,652,169	4,536,613	5,543,180	11,887,268	21,358,009

Insider Traders For the Last Week

Company	Bought	Sold	Net
UDCD	2,666,390	0	2,666,390
IGRD	2,323,300	0	2,323,300
DUBK	659,570	0	659,570
NLCS	500,000	0	500,000
QGTS	149,811	0	149,811
CBQK	50,000	0	50,000
QATI	43,253	0	43,253
VFQS	25,154	0	25,154
MKDM	7,238	0	7,238
IQCD	10,000	10,000	0
QNNS	0	1,244	-1,244
QEWS	0	5,208	-5,208
MPHC	136,276	236,276	-100,000
QNCD	0	549,979	-549,979
MARK	0	557,000	-557,000

Trading Value by nationality for the past week

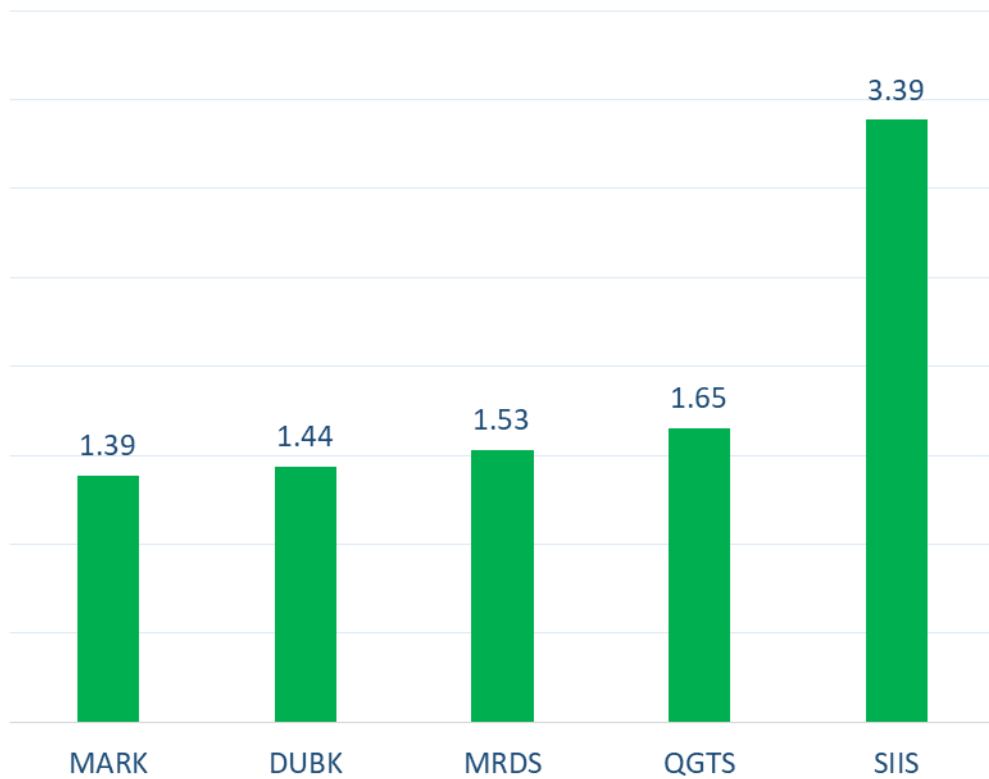
Nationality	Purchasing Value	Selling Value	Difference
Qataris	1,291.45	1,336.38	-44.93
GCC	86.22	53.52	32.70
Arab	228.31	244.71	-16.40
Foreigners	356.83	328.20	28.63
Total	1,962.81	1,962.81	0.00

In million QAR

Trading by nationality for the past week

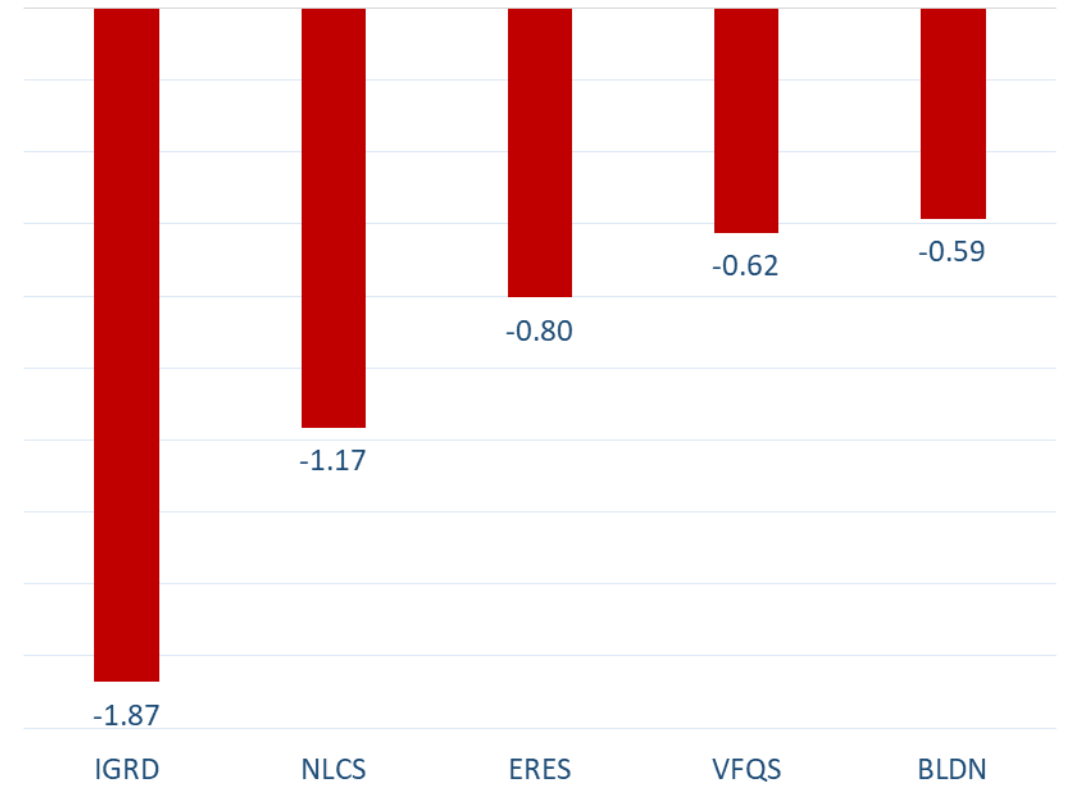
Nationality	Buy %	Sell %	Net
Qataris	65.80%	68.09%	-2.29%
GCC	4.39%	2.73%	1.67%
Arab	11.63%	12.47%	-0.84%
Foreigners	18.18%	16.72%	1.46%

Top 5 Companies bought (net) by **Foreigners** in the last session



In million shares

Top 5 Companies sold (net) by **Foreigners** in the last session



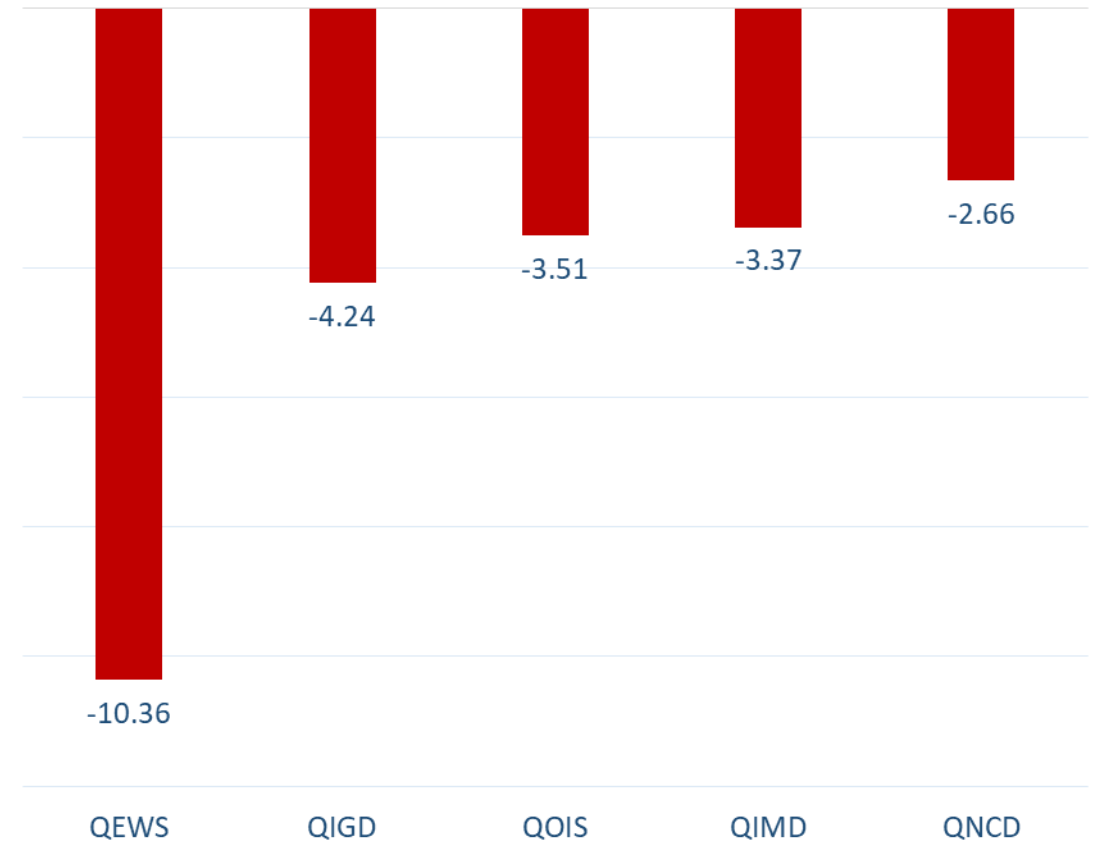
In million shares

Top 5 Companies bought (net) by **Foreigners** over the last week



In million shares

Top 5 Companies sold (net) by **Foreigners** over the last week



In million shares



The figures represent a change in the number of shares.

Daily Change: The net change between 6th and 5th of April trading sessions

Change for the last 5 sessions: The total daily net change for the last 5 sessions.

Change for the last 10 sessions: The total daily net change for the last 10 sessions.

Change for the last 20 sessions: The total daily net change for the last 20 sessions.

DISCLAIMER:

The information contained was obtained from various public sources believed to be reliable, but we do not guarantee its accuracy. Wasata Financial Securities makes no representations or warranties (express or implied) regarding the data and information provided and Wasata Financial Securities does not represent that the information content of this document is complete, or free from any error, not misleading, or fit for any particular purpose. This report document provides general information only. Neither the information nor any opinion expressed constitutes an offer or an invitation to make an offer, to buy or sell any securities or other investment products related to such securities or investments.

This report document contained is subject to change without prior notice. Wasata assumes no responsibility to update the information in this report document.



Prepared by Financial Advisory Department


للأوراق المالية
FINANCIAL SECURITIES

+974 44498880
ramzi.qasmieh@Wasata.qa