



Daily Report for Ownership Changes

10th of April 2023 Session

Company									10-Apr			
	Qatari				GCC				Foreigners			
	Daily Chg.	Last 5 Sessions Chg.	Last 10 Sessions Chg.	Last 20 Sessions Chg.	Daily Chg.	Last 5 Sessions Chg.	Last 10 Sessions Chg.	Last 20 Sessions Chg.	Daily Chg.	Last 5 Sessions Chg.	Last 10 Sessions Chg.	Last 20 Sessions Chg.
QNBK	-329,451	-667,458	1,413,182	6,110,090	0	-506,757	-1,002,356	-958,703	329,451	1,174,215	-410,826	-5,151,387
QIBK	-94,726	-669,431	1,656,046	6,286,041	0	25,909	45,909	67,070	94,726	643,522	-1,701,955	-6,353,111
CBQK	-886,207	-3,121,335	412,130	-210,552	0	0	95,333	95,333	886,207	3,121,335	-507,463	115,219
DHBK	-51,263	-1,306,181	-4,802,997	-4,604,266	0	0	-78,194	-61,194	51,263	1,306,181	4,881,191	4,665,460
ABQK	0	0	20,104	20,320	0	0	-20,104	-20,104	0	0	0	-216
QIHK	-27,171	-211,016	201,504	1,604,990	0	0	0	167	27,171	211,016	-201,504	-1,605,157
MARK	27,712	-1,217,462	-6,486,744	4,038,208	-30,123	-21,908	-148,616	-848,641	2,411	1,239,370	6,635,360	-3,189,567
DUBK	-1,291,250	-9,349,407	-16,514,288	-25,806,375	0	-16,117	-45,226	-42,119	1,291,250	9,365,524	16,559,514	25,848,494
QFBQ	530,430	-503,821	-1,343,246	2,228,383	-10,000	-10,000	-35,121	-771,094	-520,430	513,821	1,378,367	-1,457,289
NLCS	1,298,629	-675,364	762,486	-2,436,710	-15,000	-17,499	-17,499	-3,687	-1,283,629	692,863	-744,987	2,440,397
DBIS	167,790	279,010	1,389,702	1,847,304	-50	97,692	-196,266	-254,297	-167,740	-376,702	-1,193,436	-1,593,007
QOIS	634,761	1,250,044	455,297	591,555	-44,915	-44,915	-27,096	-26,885	-589,846	-1,205,129	-428,201	-564,670
IHGS	148,876	-376,875	-80,613	-438,033	-3,600	-200,000	-200,000	-200,000	-145,276	576,875	280,613	638,033
ZHCD	-15,636	-14,997	-15,367	-25,164	1,930	1,930	-4,990	1,930	13,706	13,067	20,357	23,234
QGMD	-199,383	-1,456,729	-3,319,694	-1,458,531	0	0	-5,894	76,613	199,383	1,456,729	3,325,588	1,381,918
SIIS	-789,168	-5,133,640	-5,155,432	-6,444,979	-4,514	-164,529	-328,696	-73,822	793,682	5,298,169	5,484,128	6,518,801
BLDN	-242,200	2,124,938	-40,943	-1,998,540	0	0	-122,807	-35,077	242,200	-2,124,938	163,750	2,033,617
MCGS	16,505	62,005	123,847	136,080	0	-3,255	-10,000	-10,000	-16,505	-58,750	-113,847	-126,080
QCFS	-6,300	-11,250	-3,500	-4,299	0	0	0	0	6,300	11,250	3,500	4,299
QFLS	22,131	135,815	529,418	277,958	0	0	1,000	1,000	-22,131	-135,815	-530,418	-278,958
WDAM	-25,459	577,480	296,428	-359,695	0	4,570	4,570	4,570	25,459	-582,050	-300,998	355,125
MCCS	37,767	544,587	468,903	18,715	0	0	0	63,894	-37,767	-544,587	-468,903	-82,609
MERS	-17,082	-200,626	-259,929	-207,355	-2,000	19,035	19,035	19,066	19,082	181,591	240,894	188,289
QIMD	0	122,994	-67,494	-72,471	0	15,757	184,179	190,720	0	-138,751	-116,685	-118,249
QNCD	-5,680	-109,755	-132,824	-127,889	0	0	0	0	5,680	109,755	132,824	127,889

Company	10-Apr											
	Qatari				GCC				Foreigners			
	Daily Chg.	Last 5 Sessions Chg.	Last 10 Sessions Chg.	Last 20 Sessions Chg.	Daily Chg.	Last 5 Sessions Chg.	Last 10 Sessions Chg.	Last 20 Sessions Chg.	Daily Chg.	Last 5 Sessions Chg.	Last 10 Sessions Chg.	Last 20 Sessions Chg.
IQCD	-408,989	-1,476,634	-819,081	-9,268,409	0	63,326	63,730	45,244	408,989	1,413,308	755,351	9,223,165
QIGD	-44,066	311,518	-407,472	-1,787,743	12,293	23,051	127,603	632,178	31,773	-334,569	279,869	1,155,565
QEWS	-36,883	27,029	-191,300	-1,971,135	0	0	0	-558	36,883	-27,029	191,300	1,971,693
AHCS	-71,504	-400,957	115,293	-213,617	0	4,795	4,795	-194,719	71,504	396,162	-120,088	408,336
GISS	518,588	2,171,493	1,314,629	3,291,126	-2,441	-91,032	28,159	-74,923	-516,147	-2,080,461	-1,342,788	-3,216,203
MPHC	-17,411	-297,560	1,738,057	3,426,641	0	-3,000	38,706	38,706	17,411	300,560	-1,776,763	-3,465,347
IGRD	1,923,097	5,625,527	21,225,523	40,771,998	-77,991	-89,191	-43,914	-678,629	-1,845,106	-5,536,336	-21,181,609	-40,093,369
QAMC	251,144	285,904	2,818,332	24,155,782	20,000	157,401	43,064	191,465	-271,144	-443,305	-2,861,396	-24,347,247
QATI	8,471	3,442,534	5,879,546	35,602,272	0	11,111	8,178	56,643	-8,471	-3,453,645	-5,887,724	-35,658,915
DOHI	0	33,049	75,900	131,000	0	-38,339	-58,338	-58,338	0	5,290	-17,562	-72,662
QGRI	-6,339	-26,984	-163,410	-172,824	0	10,000	10,000	12,447	6,339	16,984	153,410	160,377
AKHI	-327,378	-905,623	-818,742	-163,285	74,440	118,426	118,426	118,637	252,938	787,197	700,316	44,648
QISI	-230	-1,345	14,591	-17,645	0	0	0	0	230	1,345	-14,591	17,645
BEMA	20	-496	-31,745	-6,266	0	0	-350	-350	-20	496	32,095	6,616
QLMI	0	16,965	29,098	134,539	0	0	0	0	0	-16,965	-29,098	-134,539
UDCD	-1,660	-333,766	-694,389	901,739	0	-29,850	-50	-30,050	1,660	363,616	694,439	-871,689
BRES	-278,768	1,089,092	2,611,786	3,035,169	0	-43,447	-7,933	69,012	278,768	-1,045,645	-2,603,853	-3,103,306
ERES	895,107	3,703,189	-174,621	3,810,912	0	-82,791	-363,621	19,901	-895,107	-3,620,398	538,242	-3,830,813
MRDS	287,251	-1,581,643	-1,343,547	-7,824,816	0	-89,947	-61,415	-451,125	-287,251	1,671,590	1,404,962	8,275,941
ORDS	-73,755	-843,445	-1,427,286	-1,228,297	-4,000	-2,198	-12,401	-52,401	77,755	843,869	1,439,687	1,280,698
VFQS	142,708	1,027,256	232,273	-4,635,767	0	0	-49,028	-129,000	-142,708	-1,027,256	-183,245	4,764,767
QNNS	-89,777	-1,745,950	-2,884,835	-3,532,327	0	0	0	-5	89,777	1,745,950	2,884,835	3,532,332
GWCS	1,803,599	2,054,519	2,124,490	2,063,763	0	0	0	122	-1,030,281	-1,281,201	-1,351,172	-1,290,567
QGTS	-932,327	-5,403,339	-6,333,690	-13,253,455	0	-79,100	-175,000	-389,927	932,327	5,482,439	6,508,690	13,643,382

Trading values by nationality for the last Session

Nationality	Purchasing Value	Selling Value	Difference
Qataris	191.76	209.09	-17.33
GCC	8.99	3.70	5.29
Arab	26.69	27.71	-1.02
Foreigners	38.77	25.70	13.07
Total	266.20	266.20	0.00

In million QAR

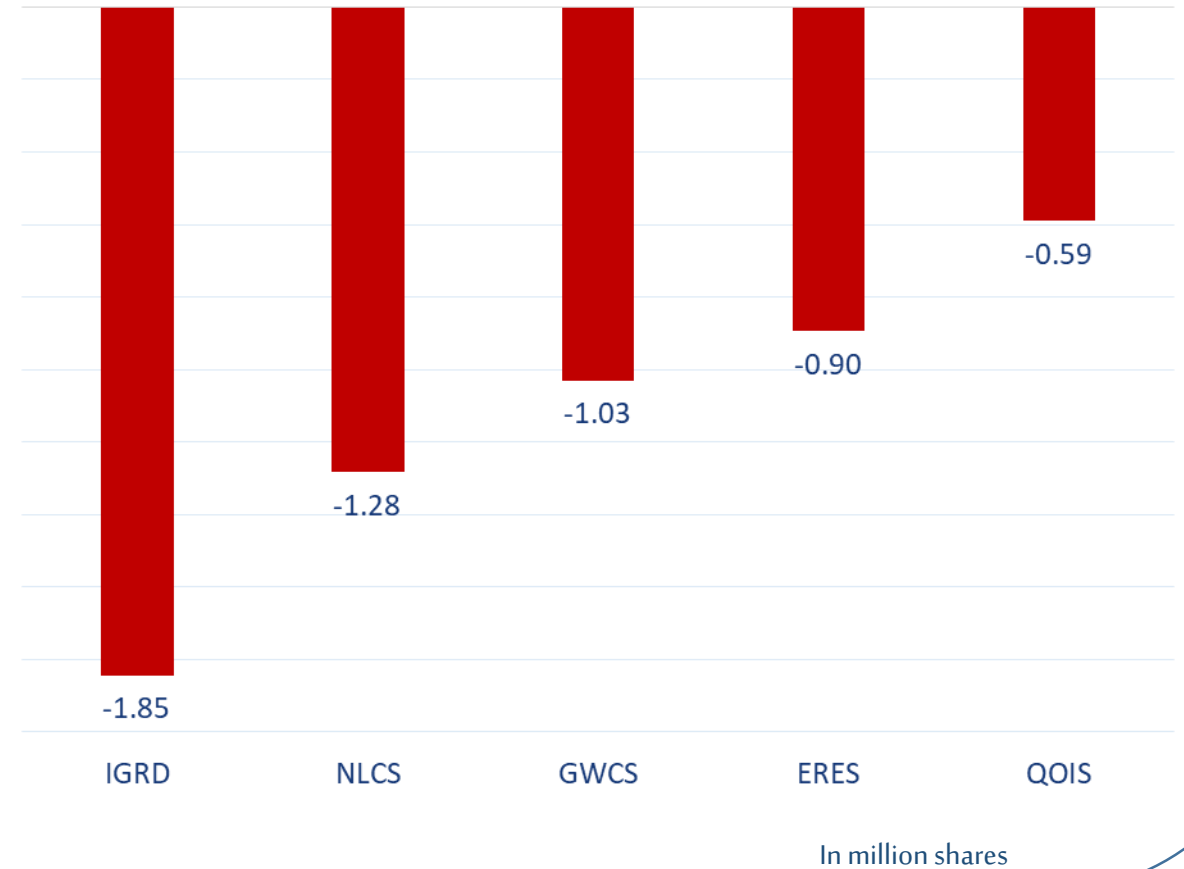
Trading by nationality for the last Session

Nationality	Buy %	Sell %	Net
Qataris	72.04%	78.55%	-6.51%
GCC	3.38%	1.39%	1.99%
Arab	10.03%	10.41%	-0.38%
Foreigners	14.56%	9.65%	4.91%

Top 5 Companies bought (net) by **Foreigners** in the last session



Top 5 Companies sold (net) by **Foreigners** in the last session

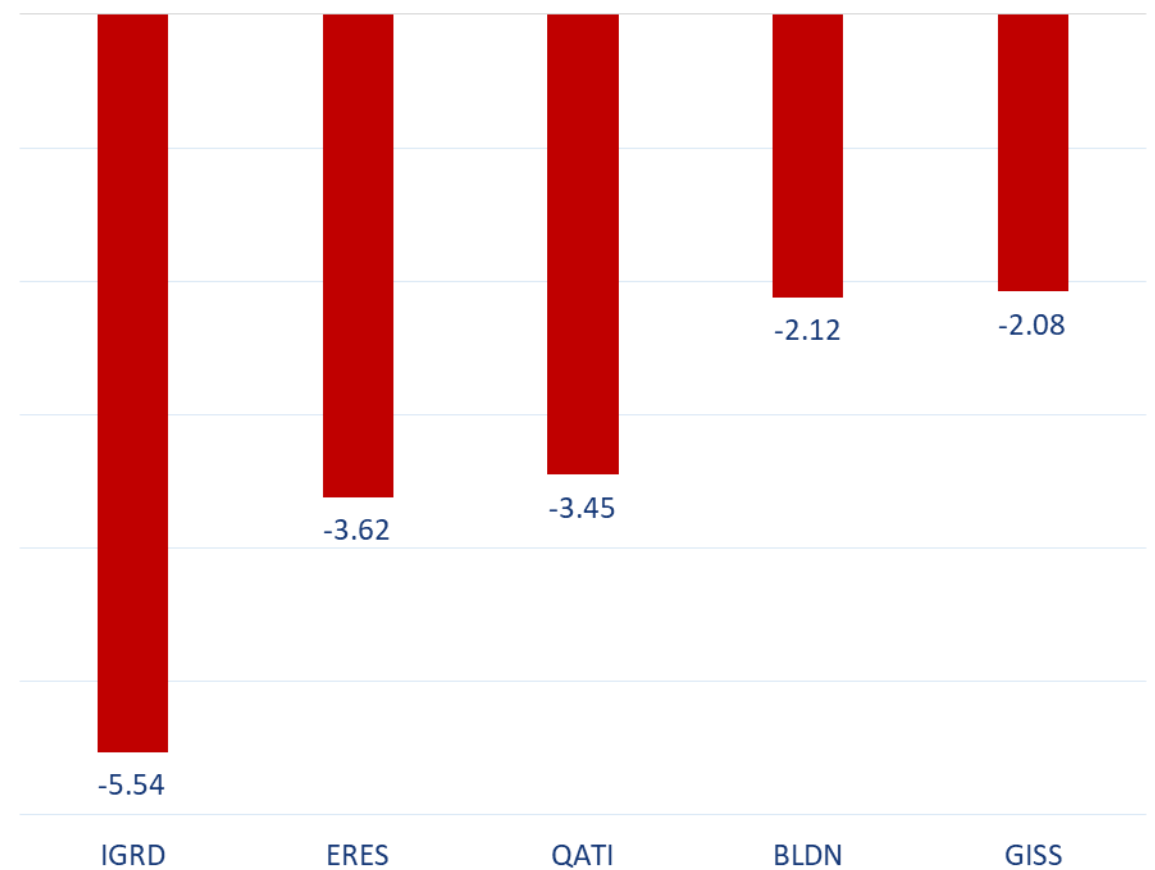


Top 5 Companies bought (net) by **Foreigners** over the last week



In million shares

Top 5 Companies sold (net) by **Foreigners** over the last week



In million shares



The figures represent a change in the number of shares.

Daily Change: The net change between 10th and 9th Of April trading sessions

Change for the last 5 sessions: The total daily net change for the last 5 sessions.


Change for the last 10 sessions: The total daily net change for the last 10 sessions.

Change for the last 20 sessions: The total daily net change for the last 20 sessions.

DISCLAIMER:

The information contained was obtained from various public sources believed to be reliable, but we do not guarantee its accuracy. Wasata Financial Securities makes no representations or warranties (express or implied) regarding the data and information provided and Wasata Financial Securities does not represent that the information content of this document is complete, or free from any error, not misleading, or fit for any particular purpose. This report document provides general information only. Neither the information nor any opinion expressed constitutes an offer or an invitation to make an offer, to buy or sell any securities or other investment products related to such securities or investments.

This report document contained is subject to change without prior notice. Wasata assumes no responsibility to update the information in this report document.



Prepared by Financial Advisory Department


وساطة
WASATA
للأوراق المالية
FINANCIAL SECURITIES

+974 44498880

ramzi.qasmieh@Wasata.qa