



Daily Report for Ownership Changes

11th of April 2023 Session

Company									11-Apr			
	Qatari				GCC				Foreigners			
	Daily Chg.	Last 5 Sessions Chg.	Last 10 Sessions Chg.	Last 20 Sessions Chg.	Daily Chg.	Last 5 Sessions Chg.	Last 10 Sessions Chg.	Last 20 Sessions Chg.	Daily Chg.	Last 5 Sessions Chg.	Last 10 Sessions Chg.	Last 20 Sessions Chg.
QNBK	306,268	-306,211	1,524,025	5,322,235	0	13,500	-1,001,088	-958,703	-306,268	292,711	-522,937	-4,363,532
QIBK	59,774	-218,882	1,084,538	6,143,915	0	25,909	45,909	67,070	-59,774	192,973	-1,130,447	-6,210,985
CBQK	-660,556	-3,476,487	-1,369,606	469,731	0	0	32,498	95,333	660,556	3,476,487	1,337,108	-565,064
DHBK	-448,326	-1,056,216	-4,633,987	-5,103,966	53,838	53,838	-27,956	-14,656	394,488	1,002,378	4,661,943	5,118,622
ABQK	-3,000	-3,000	17,104	17,104	0	0	-20,104	-20,104	3,000	3,000	3,000	3,000
QIIK	-307,501	-473,964	-198,399	865,861	0	0	0	0	307,501	473,964	198,399	-865,861
MARK	-785,757	-2,498,058	-5,097,895	-106,744	8,167	-43,911	-130,579	-799,361	777,590	2,541,969	5,228,474	906,105
DUBK	-1,985,072	-10,125,834	-16,244,490	-27,070,402	0	-6,117	-51,207	-42,119	1,985,072	10,131,951	16,295,697	27,112,521
QFBQ	17,905	127,675	-526,331	2,166,689	50,870	40,870	20,870	-720,224	-68,775	-168,545	505,461	-1,446,465
NLCS	255,110	-358,189	-1,006,782	-2,437,002	-50,600	-68,099	-68,099	-54,287	-204,510	426,288	1,074,881	2,491,289
DBIS	-194,867	-91,294	817,507	1,428,991	0	-2,726	-294,676	-197,731	194,867	94,020	-522,831	-1,231,260
QOIS	27,985	1,188,029	643,879	314,053	0	-44,915	-27,096	-26,885	-27,985	-1,143,114	-616,783	-287,168
IHGS	-18,713	-396,621	-335,307	-425,848	0	-200,000	-200,000	-200,000	18,713	596,621	535,307	625,848
ZHCD	-65,791	-80,788	-74,500	-90,955	0	1,930	-4,990	1,930	65,791	78,858	79,490	89,025
QGMD	1,491,734	1,541,888	-173,650	551,738	0	-113,636	-5,894	108,473	-1,491,734	-1,428,252	179,544	-660,211
SIIS	-798,441	-5,560,945	-6,043,440	-7,012,486	0	-37,529	-190,788	-74,823	798,441	5,598,474	6,234,228	7,087,309
BLDN	341,037	717,185	-985,026	-1,702,602	0	0	-23,232	-35,077	-341,037	-717,185	1,008,258	1,737,679
MCGS	-226,730	-183,019	-163,054	-90,650	0	-3,255	-3,255	-10,000	226,730	186,274	166,309	100,650
QCFS	0	-11,250	-3,500	-4,299	0	0	0	0	0	11,250	3,500	4,299
QFLS	13,473	120,843	549,982	285,928	0	0	1,000	1,000	-13,473	-120,843	-550,982	-286,928
WDAM	-151,576	501,336	331,381	-539,010	0	4,570	4,570	4,570	151,576	-505,906	-335,951	534,440
MCCS	-937	456,189	45,658	45,456	0	0	0	63,894	937	-456,189	-45,658	-109,350
MERS	101,536	-4,536	-151,072	-121,765	344	6,220	19,379	19,410	-101,880	-1,684	131,693	102,355
QIMD	0	71,699	-67,211	-72,506	0	15,754	129,032	190,720	0	-87,453	-61,821	-118,214
QNCD	5,775	-58,303	-103,754	-112,337	0	0	0	0	-5,775	58,303	103,754	112,337

									11-Apr			
Company	Qatari				GCC				Foreigners			
	Daily Chg.	Last 5 Sessions Chg.	Last 10 Sessions Chg.	Last 20 Sessions Chg.	Daily Chg.	Last 5 Sessions Chg.	Last 10 Sessions Chg.	Last 20 Sessions Chg.	Daily Chg.	Last 5 Sessions Chg.	Last 10 Sessions Chg.	Last 20 Sessions Chg.
IQCD	-595,045	-1,492,347	-482,234	-9,274,525	152,000	139,575	216,428	189,288	443,045	1,352,772	265,806	9,085,237
QIGD	-1,243,166	-1,232,505	-287,842	-3,011,177	0	23,943	23,123	572,178	1,243,166	1,208,562	264,719	2,438,999
QEWS	13,338	32,480	-98,478	-1,226,998	0	0	0	0	-13,338	-32,480	98,478	1,226,998
AHCS	-6,226	-194,682	-119,327	-209,651	0	4,795	4,795	-194,719	6,226	189,887	114,532	404,370
GISS	-135,201	353,520	927,844	2,435,699	16,218	13,777	60,417	-58,705	133,935	-352,345	-973,309	-2,362,042
MPHC	87,573	631,219	1,051,658	2,361,051	3,400	3,400	39,106	42,106	-90,973	-634,619	-1,090,764	-2,403,157
IGRD	-885,876	3,702,524	17,162,153	39,697,621	0	-89,191	-52,975	-677,804	885,876	-3,613,333	-17,109,178	-39,019,817
QAMC	-760,645	-2,235,079	6,030,665	22,979,257	-28,350	105,320	2,411	168,115	788,995	2,129,759	-6,033,076	-23,147,372
QATI	88,292	348,883	4,944,918	39,682,455	7,889	19,000	16,067	64,532	-96,181	-367,883	-4,960,985	-39,746,987
DOHI	0	29,719	75,850	131,000	0	-38,339	-58,338	-58,338	0	8,620	-17,512	-72,662
QGRI	-500	-27,484	-174,256	-58,584	0	10,000	10,000	12,447	500	17,484	164,256	46,137
AKHI	-51,333	-860,836	-731,502	-222,994	-20,753	97,673	97,673	97,884	72,086	763,163	633,829	125,110
QISI	-13	-1,358	-1,392	-19,618	0	0	0	0	13	1,358	1,392	19,618
BEMA	-530	-3,103	-1,026	-14,537	0	-1,748	0	-350	530	4,851	1,026	14,887
QLMI	0	16,965	30,592	118,212	0	0	0	0	0	-16,965	-30,592	-118,212
UDCD	55,308	-1,165,379	416,856	554,423	0	-50	-50	-50	-55,308	1,165,429	-416,806	-554,373
BRES	-56,165	66,850	1,670,509	2,669,915	0	33,498	-11,206	69,012	56,165	-100,348	-1,659,303	-2,738,927
ERES	-370,959	1,523,144	17,780	3,406,685	-132,000	-172,740	-104,791	-112,099	502,959	-1,350,404	87,011	-3,294,586
MRDS	-1,033,156	-3,607,012	-4,353,846	-6,993,089	585,160	495,213	495,213	28,320	447,996	3,111,799	3,858,633	6,964,769
ORDS	-274,199	-894,872	-1,679,609	-1,765,577	-222	1,580	-12,623	-62,623	274,421	893,292	1,692,232	1,828,200
VFQS	-65,067	1,178,952	535,993	-4,211,691	0	0	-49,028	-129,000	65,067	-1,178,952	-486,965	4,340,691
QNNS	40,150	-801,812	-2,610,478	-3,560,298	0	0	0	-5	-40,150	801,812	2,610,478	3,560,303
GWCS	434,628	2,470,371	2,569,429	2,538,720	0	0	0	122	90,342	-1,172,083	-1,271,141	-1,240,554
QGTS	-773,549	-5,119,336	-5,906,502	-13,900,500	0	-50,000	-175,000	-384,840	773,549	5,169,336	6,081,502	14,285,340

Trading values by nationality for the last Session

Nationality	Purchasing Value	Selling Value	Difference
Qataris	260.54	289.69	-29.15
GCC	12.69	3.53	9.16
Arab	47.70	44.57	3.13
Foreigners	69.74	52.88	16.86
Total	390.67	390.67	0.00

In million QAR

Trading by nationality for the last Session

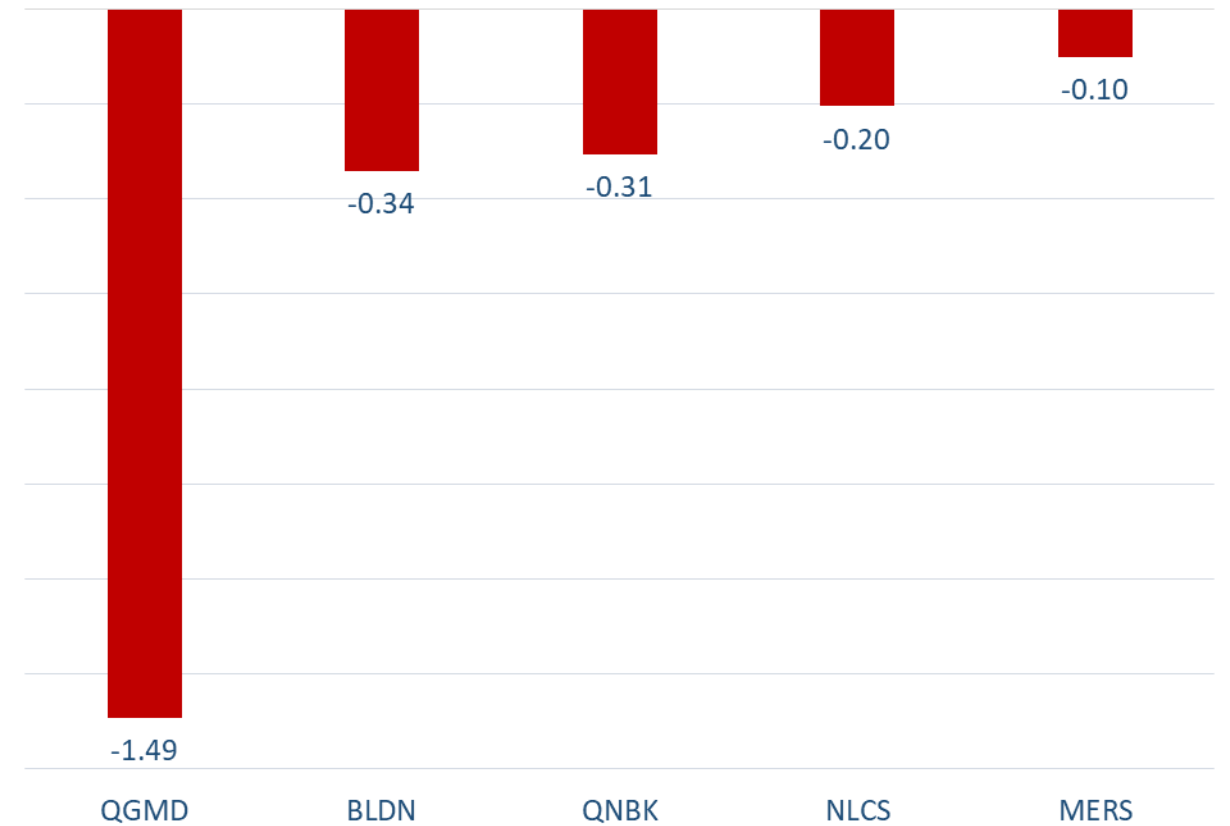
Nationality	Buy %	Sell %	Net
Qataris	66.69%	74.15%	-7.46%
GCC	3.25%	0.90%	2.34%
Arab	12.21%	11.41%	0.80%
Foreigners	17.85%	13.54%	4.31%

Top 5 Companies bought (net) by **Foreigners** in the last session



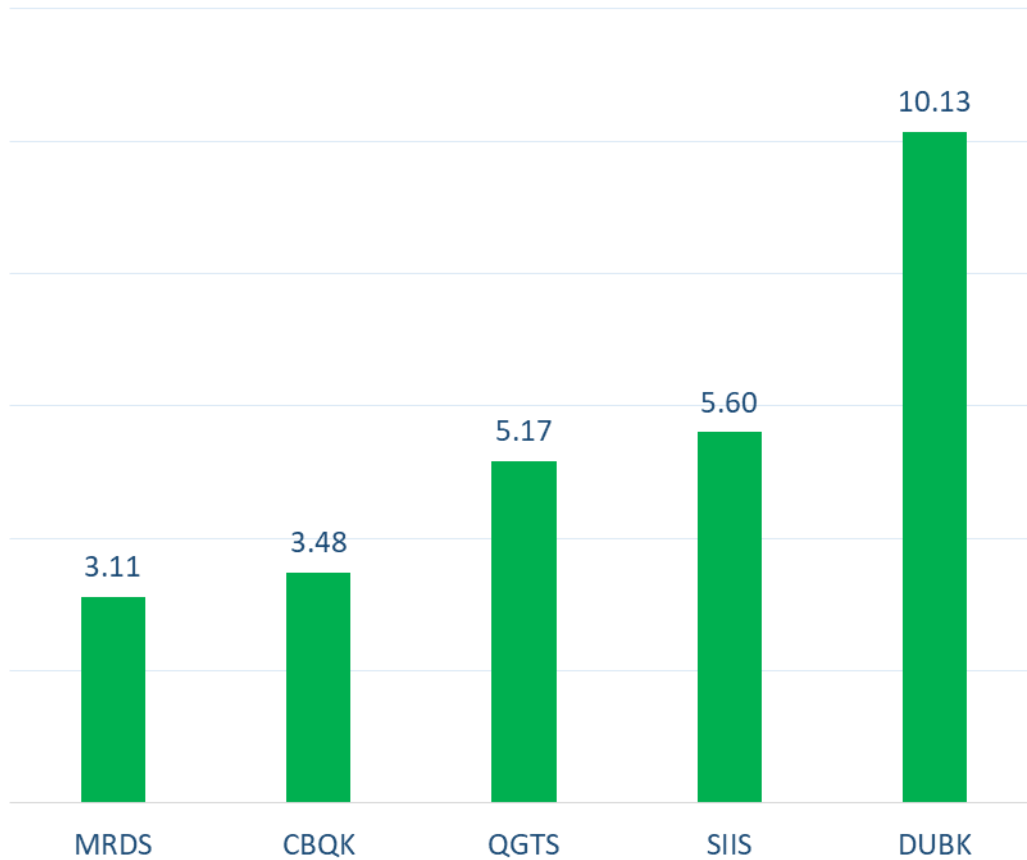
In million shares

Top 5 Companies sold (net) by **Foreigners** in the last session



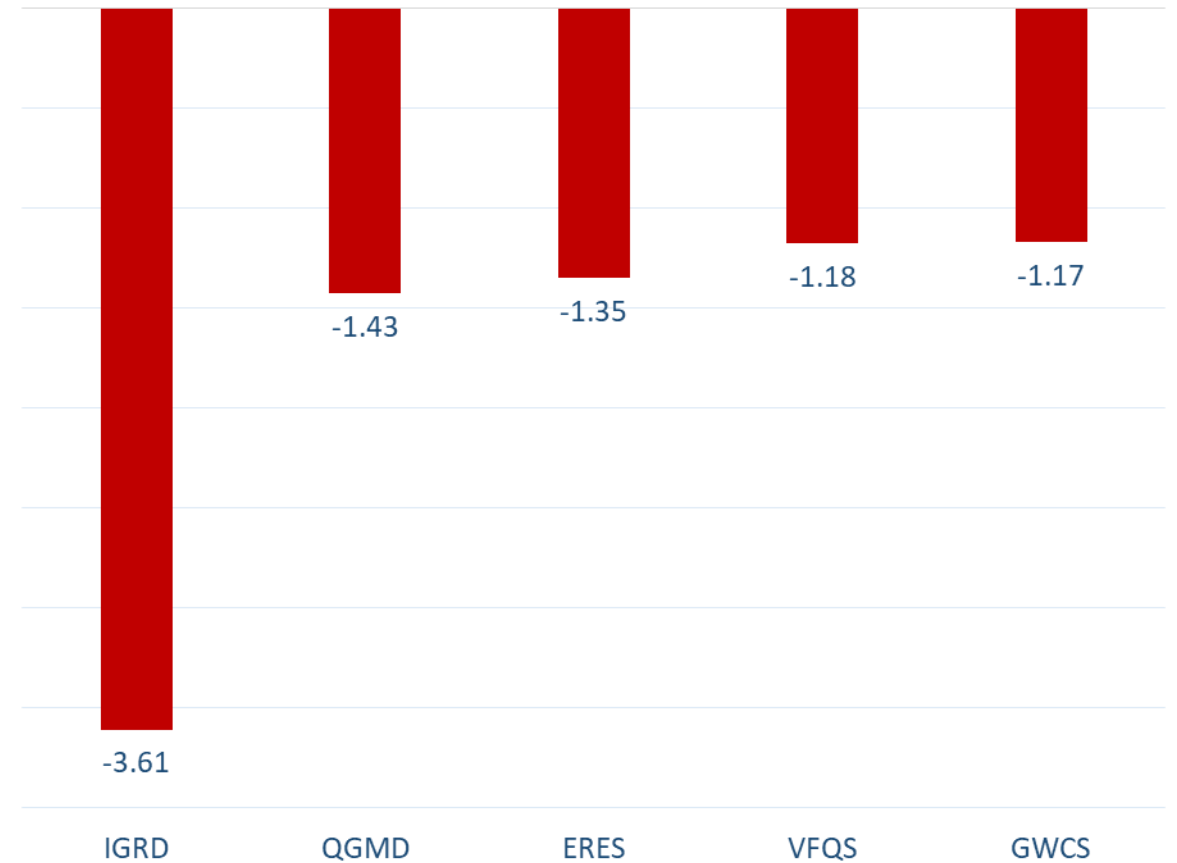
In million shares

Top 5 Companies bought (net) by **Foreigners** over the last week



In million shares

Top 5 Companies sold (net) by **Foreigners** over the last week



In million shares



The figures represent a change in the number of shares.

Daily Change: The net change between 11th and 10th Of April trading sessions

Change for the last 5 sessions: The total daily net change for the last 5 sessions.

Change for the last 10 sessions: The total daily net change for the last 10 sessions.

Change for the last 20 sessions: The total daily net change for the last 20 sessions.

DISCLAIMER:

The information contained was obtained from various public sources believed to be reliable, but we do not guarantee its accuracy. Wasata Financial Securities makes no representations or warranties (express or implied) regarding the data and information provided and Wasata Financial Securities does not represent that the information content of this document is complete, or free from any error, not misleading, or fit for any particular purpose. This report document provides general information only. Neither the information nor any opinion expressed constitutes an offer or an invitation to make an offer, to buy or sell any securities or other investment products related to such securities or investments.

This report document contained is subject to change without prior notice. Wasata assumes no responsibility to update the information in this report document.



Prepared by Financial Advisory Department


للأوراق المالية
FINANCIAL SECURITIES

+974 44498880
ramzi.qasmieh@Wasata.qa