



Daily Report for Ownership Changes

12th of April 2023 Session

Company	12-Apr											
	Qatari				GCC				Foreigners			
	Daily Chg.	Last 5 Sessions Chg.	Last 10 Sessions Chg.	Last 20 Sessions Chg.	Daily Chg.	Last 5 Sessions Chg.	Last 10 Sessions Chg.	Last 20 Sessions Chg.	Daily Chg.	Last 5 Sessions Chg.	Last 10 Sessions Chg.	Last 20 Sessions Chg.
QNBK	478,583	-84,773	1,400,417	5,443,607	0	13,500	-1,001,088	-975,272	-478,583	71,273	-399,329	-4,468,335
QIBK	804,563	706,511	756,955	6,721,615	212	26,121	26,121	67,282	-804,775	-732,632	-783,076	-6,788,897
CBQK	346,772	-3,133,981	-2,525,037	2,908,438	0	0	0	95,333	-346,772	3,133,981	2,525,037	-3,003,771
DHBK	-743,495	-1,252,945	-3,946,505	-5,881,702	0	53,838	1,351	-14,656	743,495	1,199,107	3,945,154	5,896,358
ABQK	0	-3,000	17,104	17,104	0	0	-20,104	-20,104	0	3,000	3,000	3,000
QIIK	-321,813	-671,239	-590,553	217,637	0	0	0	0	321,813	671,239	590,553	-217,637
MARK	-1,684,358	-2,797,951	-2,230,761	-6,008,350	-102,139	-144,640	-274,731	-902,716	1,786,497	2,942,591	2,505,492	6,911,066
DUBK	-1,093,963	-9,783,453	-14,623,293	-27,809,209	70,002	63,885	83,604	24,776	1,023,961	9,719,568	14,539,689	27,784,433
QFBQ	67,169	267,733	-2,171,416	916,040	0	40,870	40,870	-730,172	-67,169	-308,603	2,130,546	-185,868
NLCS	-97,985	-1,593,644	-1,627,434	-2,607,472	1,374	-95,725	-66,725	-52,913	96,611	1,689,369	1,694,159	2,660,385
DBIS	297,448	873,634	1,553,128	1,288,100	-94,950	2,742	-231,644	-83,144	-202,498	-876,376	-1,321,484	-1,204,956
QOIS	51,250	1,152,047	981,910	466,566	0	-44,915	-57,096	-26,885	-51,250	-1,107,132	-924,814	-439,681
IHGS	30,302	-167,642	-257,175	-393,251	0	-200,000	-200,000	-200,000	-30,302	367,642	457,175	593,251
ZHCD	0	-72,993	-81,420	-90,123	0	1,930	1,930	1,930	0	71,063	79,490	88,193
QGMD	825,864	3,065,223	542,540	1,354,693	-6,462	-105,851	-13,189	5,813	-819,402	-2,959,372	-529,351	-1,360,506
SIIS	329,938	-1,836,410	-5,452,601	-5,237,740	0	-46,500	-170,788	-317,966	-329,938	1,882,910	5,623,389	5,555,706
BLDN	-1,007,565	-876,478	-784,662	-2,632,806	17,000	17,000	17,000	-18,077	990,565	859,478	767,662	2,650,883
MCGS	6,501	-205,520	-135,082	-83,383	0	-3,255	-3,255	-10,000	-6,501	208,775	138,337	93,383
QCFS	0	-8,560	-3,500	-5,124	0	0	0	0	0	8,560	3,500	5,124
QFLS	-33,689	-25,209	376,710	435,994	0	0	1,000	1,000	33,689	25,209	-377,710	-436,994
WDAM	32,102	438,706	366,706	-504,317	-4,570	0	0	0	-27,532	-438,706	-366,706	504,317
MCCS	-92,747	196,373	482,171	-126,915	0	0	-20,398	63,894	92,747	-196,373	-461,773	63,021
MERS	16,820	94,186	-117,463	-130,521	-1,648	-428	17,731	17,762	-15,172	-93,758	99,732	112,759
QIMD	-7,339	20,635	13,403	-94,895	0	0	89,043	190,720	7,339	-20,635	-102,446	-95,825
QNCB	-483	-89,261	-112,532	-268,036	0	0	0	0	483	89,261	112,532	268,036

Company									12-Apr			
	Qatari				GCC				Foreigners			
	Daily Chg.	Last 5 Sessions Chg.	Last 10 Sessions Chg.	Last 20 Sessions Chg.	Daily Chg.	Last 5 Sessions Chg.	Last 10 Sessions Chg.	Last 20 Sessions Chg.	Daily Chg.	Last 5 Sessions Chg.	Last 10 Sessions Chg.	Last 20 Sessions Chg.
IQCD	-45,817	-1,443,108	-1,046,097	-7,951,785	-1,122	138,453	216,506	210,383	46,939	1,304,655	829,591	7,741,402
QIGD	1,084,164	-591,118	349,696	-2,105,631	0	18,943	23,123	572,178	-1,084,164	572,175	-372,819	1,533,453
QEWS	-103,203	-124,250	-178,903	-1,190,287	0	0	0	0	103,203	124,250	178,903	1,190,287
AHCS	126,469	-81,471	-374,068	-77,161	28,303	33,098	33,098	29,507	-154,772	48,373	340,970	47,654
GISS	102,570	138,598	-172,488	2,070,114	58,906	72,683	-15,908	-68,042	-176,428	-211,281	188,396	-2,002,072
MPHC	156,408	700,286	562,149	2,008,927	-40,000	-36,600	-39,600	2,106	-116,408	-663,686	-522,549	-2,011,033
IGRD	4,086,196	5,916,220	18,767,851	39,326,198	30,929	-58,262	26,754	-647,422	-4,117,125	-5,857,958	-18,794,605	-38,678,776
QAMC	2,076,265	958,436	4,774,124	22,998,302	-3,681	97,612	152,730	204,434	-2,072,584	-1,056,048	-4,926,854	-23,202,736
QATI	140,833	340,611	3,715,665	20,568,170	0	19,000	16,067	64,532	-140,833	-359,611	-3,731,732	-20,632,702
DOHI	0	-2,438	45,148	131,000	0	0	-58,338	-58,338	0	2,438	13,190	-72,662
QGRI	55	-37,429	-80,139	-46,529	0	10,000	10,000	12,447	-55	27,429	70,139	34,082
AKHI	-154,398	-1,190,840	-874,019	-394,036	0	83,265	97,673	97,884	154,398	1,107,575	776,346	296,152
QISI	10,135	8,777	10,047	-8,013	0	0	0	0	-10,135	-8,777	-10,047	8,013
BEMA	0	-3,103	-1,026	-14,537	0	-1,748	0	-350	0	4,851	1,026	14,887
QLMI	-6,776	-9,495	24,166	111,436	0	0	0	0	6,776	9,495	-24,166	-111,436
UDCD	-46,873	-777,053	200,039	52,996	0	0	-50	-50	46,873	777,053	-199,989	-52,946
BRES	-975	-367,840	1,673,715	1,943,513	-62,858	-62,858	-106,305	6,154	63,833	430,698	-1,567,410	-1,949,667
ERES	2,705,052	3,387,391	4,623,451	5,244,704	-17,429	-153,769	-122,220	-244,557	-2,687,623	-3,233,622	-4,501,231	-5,000,147
MRDS	710,505	-1,367,027	-4,332,863	-3,494,002	-448,697	46,516	46,516	-98,128	-261,808	1,320,511	4,286,347	3,592,130
ORDS	-103,711	-968,614	-1,710,186	-1,872,853	-3,802	-2,222	-10,222	-66,425	120,375	983,698	1,733,270	1,952,140
VFQS	315,597	869,601	495,483	-755,203	-13,600	-13,600	-1,730	-142,600	-165,726	-719,730	-357,482	1,034,074
QNNS	-28,820	-198,789	-2,308,790	-3,692,204	0	0	0	-5	28,820	198,789	2,308,790	3,692,209
GWCS	13,456	2,549,640	2,590,891	2,554,187	-192	-192	-192	-70	45,452	-1,192,444	-1,233,695	-1,197,113
QGTS	-15,586	-3,532,753	-5,356,526	-13,316,083	-2,362	-2,362	-177,362	-344,202	17,948	3,535,115	5,533,888	13,660,285

Trading values by nationality for the last Session

Nationality	Purchasing Value	Selling Value	Difference
Qataris	297.39	272.79	24.60
GCC	7.99	24.09	-16.10
Arab	43.76	51.18	-7.43
Foreigners	86.80	87.87	-1.07
Total	435.93	435.93	0.00

In million QAR

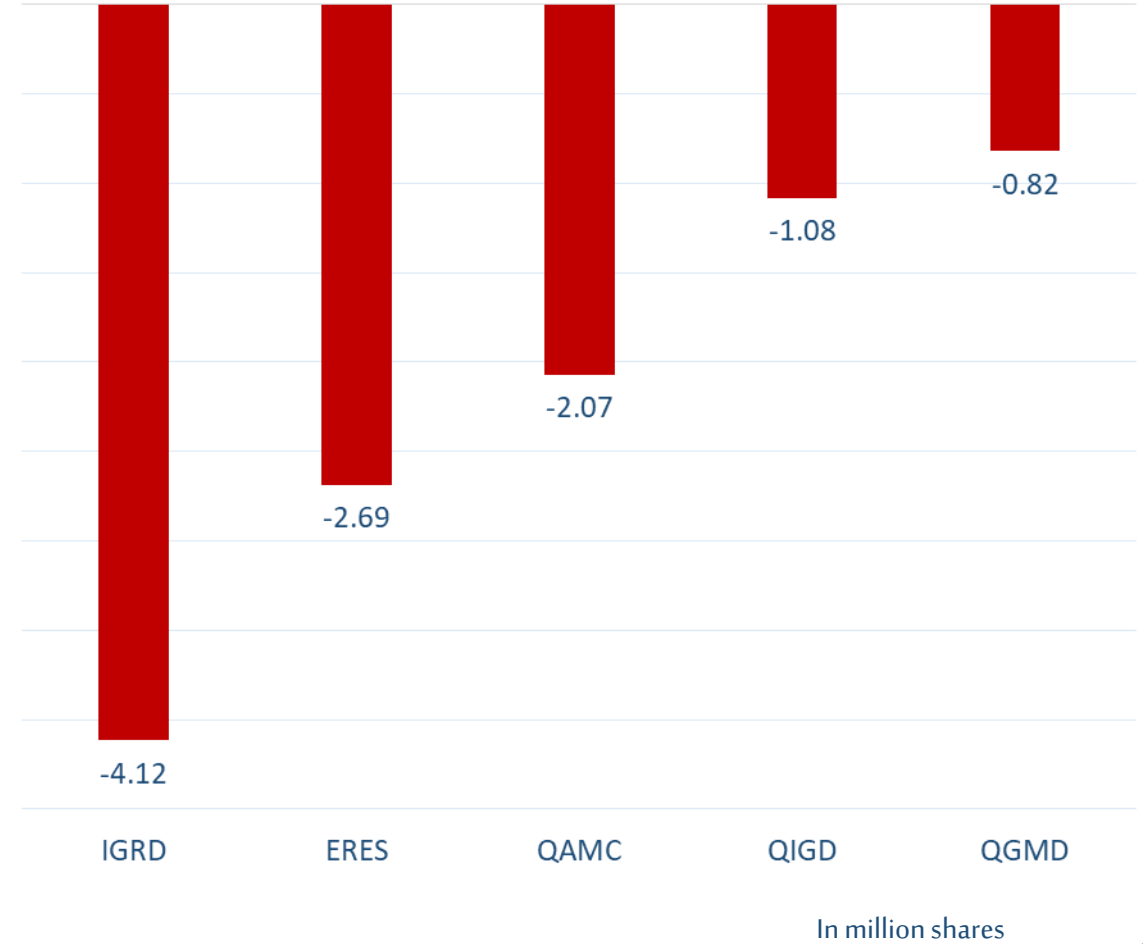
Trading by nationality for the last Session

Nationality	Buy %	Sell %	Net
Qataris	68.22%	62.58%	5.64%
GCC	1.83%	5.53%	-3.69%
Arab	10.04%	11.74%	-1.70%
Foreigners	19.91%	20.16%	-0.25%

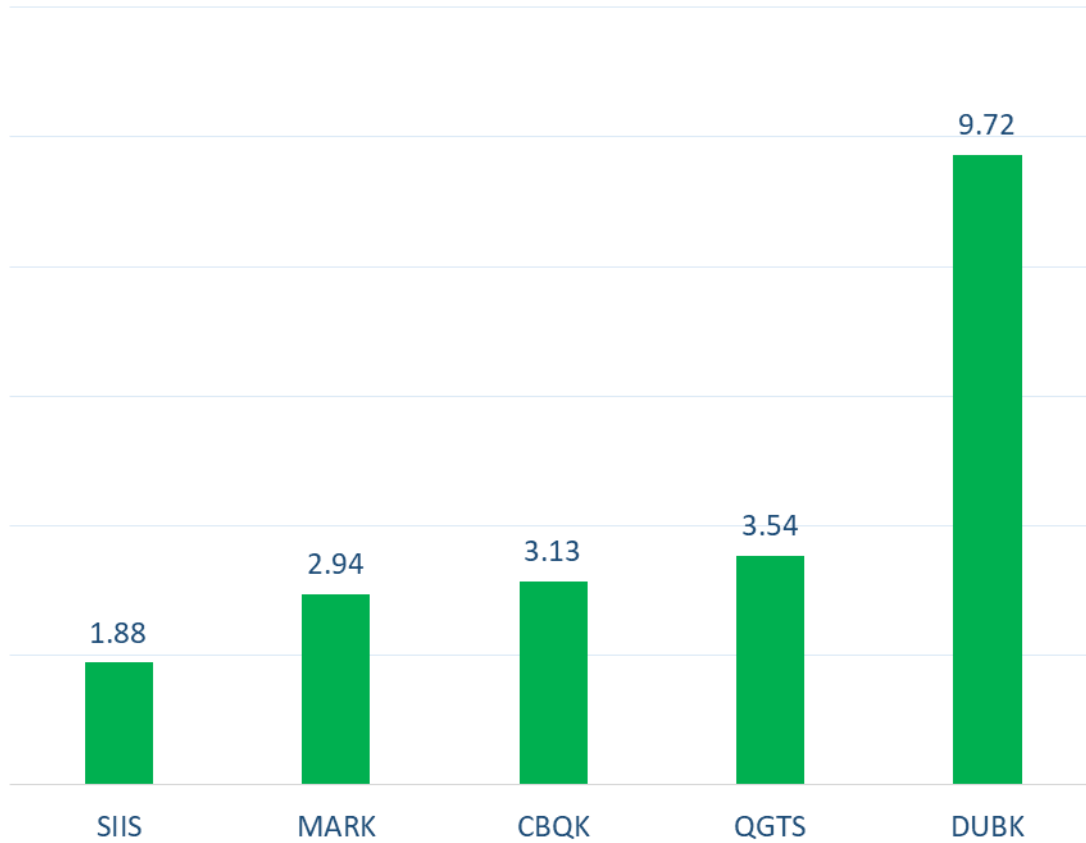
Top 5 Companies bought (net) by **Foreigners** in the last session



Top 5 Companies sold (net) by **Foreigners** in the last session

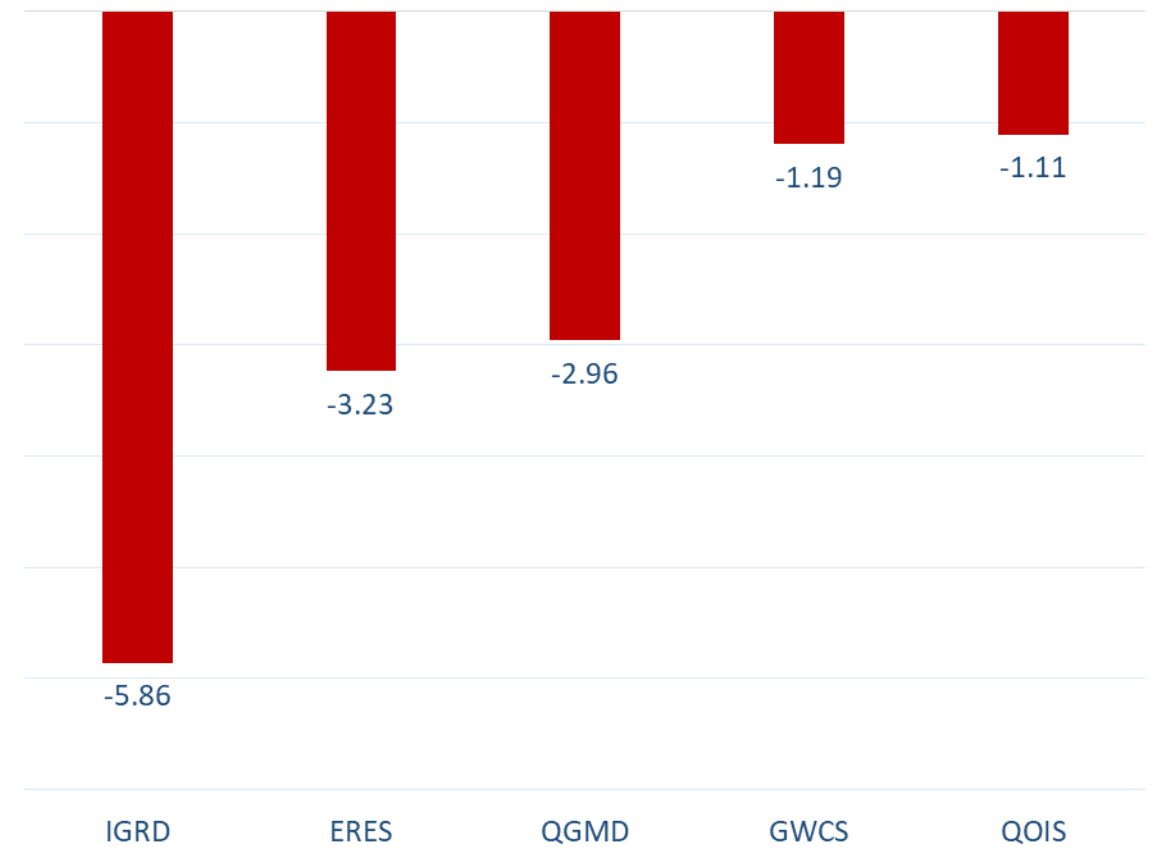


Top 5 Companies bought (net) by **Foreigners** over the last week



In million shares

Top 5 Companies sold (net) by **Foreigners** over the last week



In million shares



The figures represent a change in the number of shares.

Daily Change: The net change between 12th and 11th Of April trading sessions

Change for the last 5 sessions: The total daily net change for the last 5 sessions.


Change for the last 10 sessions: The total daily net change for the last 10 sessions.

Change for the last 20 sessions: The total daily net change for the last 20 sessions.

DISCLAIMER:

The information contained was obtained from various public sources believed to be reliable, but we do not guarantee its accuracy. Wasata Financial Securities makes no representations or warranties (express or implied) regarding the data and information provided and Wasata Financial Securities does not represent that the information content of this document is complete, or free from any error, not misleading, or fit for any particular purpose. This report document provides general information only. Neither the information nor any opinion expressed constitutes an offer or an invitation to make an offer, to buy or sell any securities or other investment products related to such securities or investments.

This report document contained is subject to change without prior notice. Wasata assumes no responsibility to update the information in this report document.



Prepared by Financial Advisory Department


للأوراق المالية
FINANCIAL SECURITIES

+974 44498880
ramzi.qasmieh@Wasata.qa