



Daily Report for Ownership Changes

16th of April 2023 Session

Company									16-Apr			
	Qatari				GCC				Foreigners			
	Daily Chg.	Last 5 Sessions Chg.	Last 10 Sessions Chg.	Last 20 Sessions Chg.	Daily Chg.	Last 5 Sessions Chg.	Last 10 Sessions Chg.	Last 20 Sessions Chg.	Daily Chg.	Last 5 Sessions Chg.	Last 10 Sessions Chg.	Last 20 Sessions Chg.
QNBK	800,536	3,497,240	3,560,540	7,820,457	0	109,792	-710,717	-871,316	-800,536	-3,607,032	-2,849,823	-6,949,141
QIBK	-83,516	1,091,866	448,014	6,504,534	-212	0	25,909	68,584	83,728	-1,091,866	-473,923	-6,573,118
CBQK	-103,472	-1,020,973	-3,106,037	3,088,780	0	0	0	95,333	103,472	1,020,973	3,106,037	-3,184,113
DHBK	592,769	-613,141	-2,118,322	-6,602,637	0	60,027	-12,892	-11,167	-592,769	553,114	2,131,214	6,613,804
ABQK	0	-3,000	17,104	17,104	0	0	-20,104	-20,104	0	3,000	3,000	3,000
QIIK	-30,066	-335,822	-656,462	533,251	0	0	0	0	30,066	335,822	656,462	-533,251
MARK	-157,971	1,600,254	43,033	-2,792,120	-5,640	-156,525	-66,814	-610,378	163,611	-1,443,729	23,781	3,402,498
DUBK	-328,224	-5,382,332	-14,521,149	-27,057,766	0	70,002	90,002	24,776	328,224	5,312,330	14,431,147	27,032,990
QFBO	-395,740	462,103	-1,531,726	-447,221	0	41,425	41,425	-724,996	395,740	-503,528	1,490,301	1,172,217
NLCS	482,172	2,394,921	-155,583	830,617	-30,000	-64,226	-66,725	-71,501	-452,172	-2,330,695	222,308	-759,116
DBIS	49,498	602,860	1,008,702	1,089,448	21,600	-74,510	17,346	-654	-71,098	-528,350	-1,026,048	-1,088,794
QOIS	325,337	1,101,913	1,611,904	802,892	0	-44,915	-57,096	-27,096	-325,337	-1,056,998	-1,554,808	-775,796
IHGS	15,271	305,225	-160,016	-220,242	0	-3,600	-200,000	-200,000	-15,271	-301,625	360,016	420,242
ZHCD	0	-183,703	-181,336	-192,957	0	33,939	33,939	33,939	0	149,764	147,397	159,018
QGMD	-554,060	1,202,710	-612,102	1,224,851	0	-52,940	-67,340	-142,075	554,060	-1,149,770	679,442	-1,082,776
SIIS	-393,762	-1,752,002	-6,172,809	-5,712,093	555	-3,959	-163,974	-317,411	393,207	1,755,961	6,336,783	6,029,504
BLDN	92,591	-834,126	10,528	-3,312,841	0	0	0	-19,385	-92,591	834,126	-10,528	3,332,226
MCGS	65,572	-134,142	-88,577	-14,420	0	0	-3,255	-10,000	-65,572	134,142	91,832	24,420
QCFS	0	-6,300	-11,250	-5,100	0	0	0	0	0	6,300	11,250	5,100
QFLS	10,206	221,328	329,992	484,311	200	481	481	1,481	-10,406	-221,809	-330,473	-485,792
WDAM	900	-146,104	445,465	-515,617	0	-4,570	0	0	-900	150,674	-445,465	515,617
MCCS	43,262	-48,574	495,888	-99,336	0	0	0	13,894	-43,262	48,574	-495,888	85,442
MERS	11,292	-311,359	-528,023	-550,896	0	2,959	23,994	23,994	-11,292	308,400	504,029	526,902
QIMD	0	-15,839	112,986	-101,409	0	8,500	26,257	198,220	0	7,339	-139,243	-96,811
QNCD	11,365	-1,462	-141,119	-305,767	0	413	413	413	-11,365	1,049	140,706	305,354

Company									16-Apr			
	Qatari				GCC				Foreigners			
	Daily Chg.	Last 5 Sessions Chg.	Last 10 Sessions Chg.	Last 20 Sessions Chg.	Daily Chg.	Last 5 Sessions Chg.	Last 10 Sessions Chg.	Last 20 Sessions Chg.	Daily Chg.	Last 5 Sessions Chg.	Last 10 Sessions Chg.	Last 20 Sessions Chg.
IQCD	326,846	-766,573	-2,607,941	-6,219,139	-28,592	122,286	185,914	183,019	-298,254	644,287	2,422,027	6,036,120
QIGD	223,288	161,119	818,107	-2,316,979	0	19,500	26,682	539,385	-223,288	-180,619	-844,789	1,777,594
QEWS	4,936	-151,506	-325,800	-977,778	0	0	0	0	-4,936	151,506	325,800	977,778
AHCS	67,229	-61,284	-363,399	-192,418	4,869	33,172	37,967	37,967	-72,098	28,112	325,432	154,451
GISS	-683,766	705,002	711,478	1,568,200	-149,248	-92,783	-181,374	-233,225	833,014	-612,219	-530,104	-1,334,975
MPHC	-108,184	2,826,181	4,084,839	4,824,871	0	-36,600	-39,600	2,106	108,184	-2,789,581	-4,045,239	-4,826,977
IGRD	375,334	8,764,296	15,830,812	39,464,219	0	-47,062	-160,546	-630,260	-375,334	-8,717,234	-15,670,266	-38,833,959
QAMC	1,346,071	2,664,385	4,134,280	14,505,227	-17,115	62,673	213,824	272,648	-1,328,956	-2,727,058	-4,348,104	-14,777,875
QATI	-59,504	568,903	4,142,289	10,015,064	0	-111,111	-102,933	-104,468	59,504	-457,792	-4,039,356	-9,910,596
DOHI	0	1,976	47,124	77,876	0	0	-58,338	-58,338	0	-1,976	11,214	-19,538
QGRI	19,600	21,413	3,610	-56,538	0	0	10,000	12,447	-19,600	-21,413	-13,610	44,091
AKHI	63,115	-670,311	-1,158,559	-1,154,585	0	72,526	116,512	116,512	-63,115	597,785	1,042,047	1,038,073
QISI	-200	108,912	104,297	91,007	0	0	0	0	200	-108,912	-104,297	-91,007
BEMA	33,383	33,566	33,050	13,689	0	0	0	-350	-33,383	-33,566	-33,050	-13,339
QLMI	-1,600	-7,376	31,639	103,058	0	0	0	0	1,600	7,376	-31,639	-103,058
UDCD	-32,321	-62,498	-319,377	435,869	0	0	-50	-50	32,321	62,498	319,427	-435,819
BRES	-132,104	560,094	1,357,294	4,085,655	0	-62,858	-106,305	6,154	132,104	-497,236	-1,250,989	-4,091,809
ERES	-566,451	3,594,339	7,120,014	5,999,584	0	-149,429	-122,220	-308,775	566,451	-3,444,910	-6,997,794	-5,690,809
MRDS	378,563	-2,000,304	-6,034,661	-4,628,635	105,029	241,492	151,545	6,901	-483,592	1,758,812	5,883,116	4,621,734
ORDS	-15,983	-570,427	-1,324,159	-1,176,836	-3,000	-15,024	-17,222	-73,425	18,983	585,451	1,341,381	1,250,261
VFQS	-21,609	339,024	1,293,344	-1,508,669	0	-13,600	-33,400	-142,600	9,166	-249,374	-1,183,894	1,727,319
QNNS	-72,125	-541,730	-2,458,770	-3,842,888	0	0	0	-5	19,468	548,226	2,465,266	3,849,389
GWCS	-106,376	2,405,334	2,691,147	2,707,904	0	-192	-192	-192	52,456	-723,779	-1,009,592	-1,026,349
QGTS	237,763	-3,690,415	-9,310,834	-12,830,317	0	-102,362	-277,362	-397,372	-237,763	3,792,777	9,588,196	13,227,689

Trading values by nationality for the last Session

Nationality	Purchasing Value	Selling Value	Difference
Qataris	148.72	132.64	16.08
GCC	8.80	3.48	5.31
Arab	25.98	37.06	-11.08
Foreigners	30.68	40.98	-10.31
Total	214.17	214.17	0.0

In million QAR

Trading by nationality for the last Session

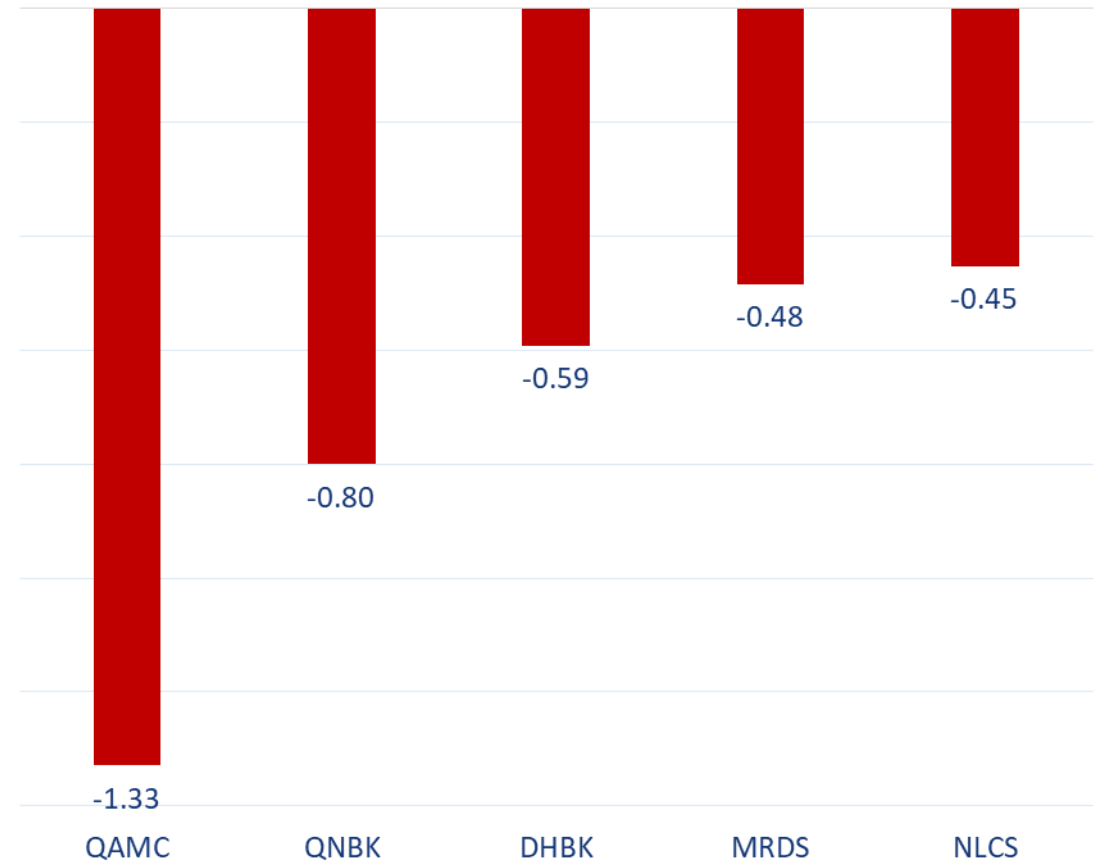
Nationality	Buy %	Sell %	Net
Qataris	69.44%	61.93%	7.51%
GCC	4.11%	1.63%	2.48%
Arab	12.13%	17.31%	-5.18%
Foreigners	14.32%	19.14%	-4.81%

Top 5 Companies bought (net) by **Foreigners** in the last session



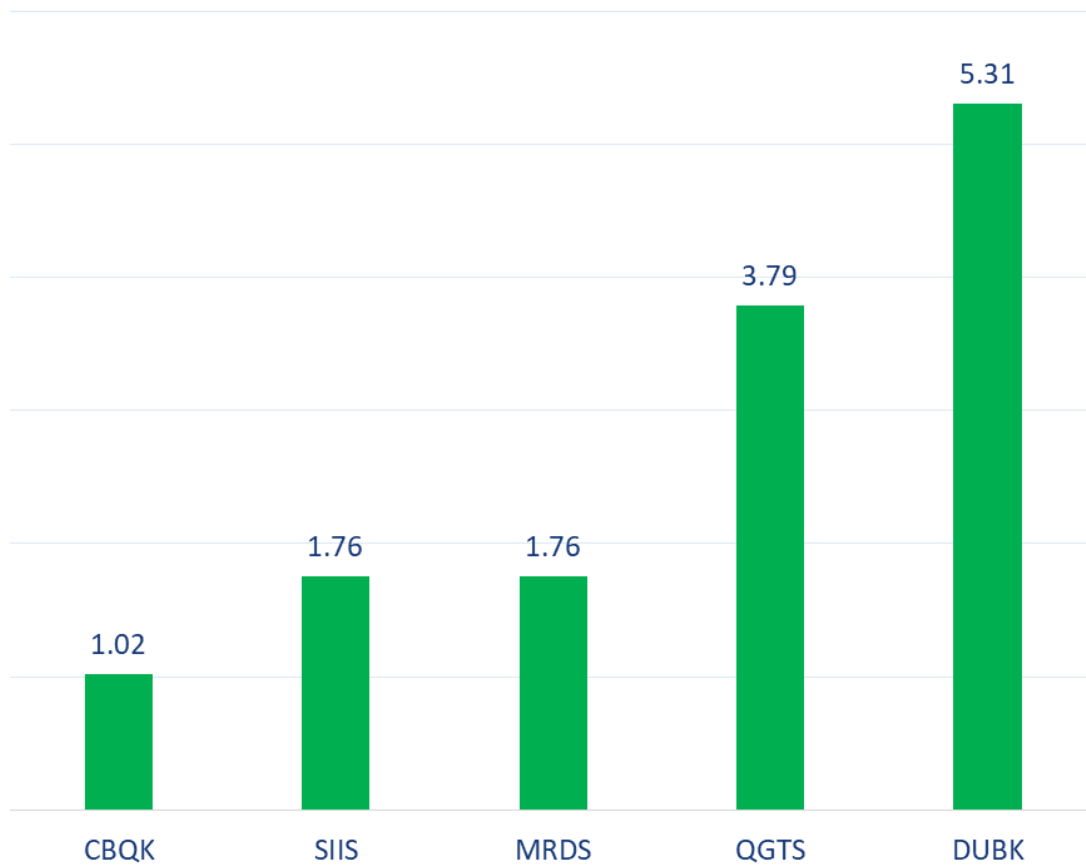
In million shares

Top 5 Companies sold (net) by **Foreigners** in the last session



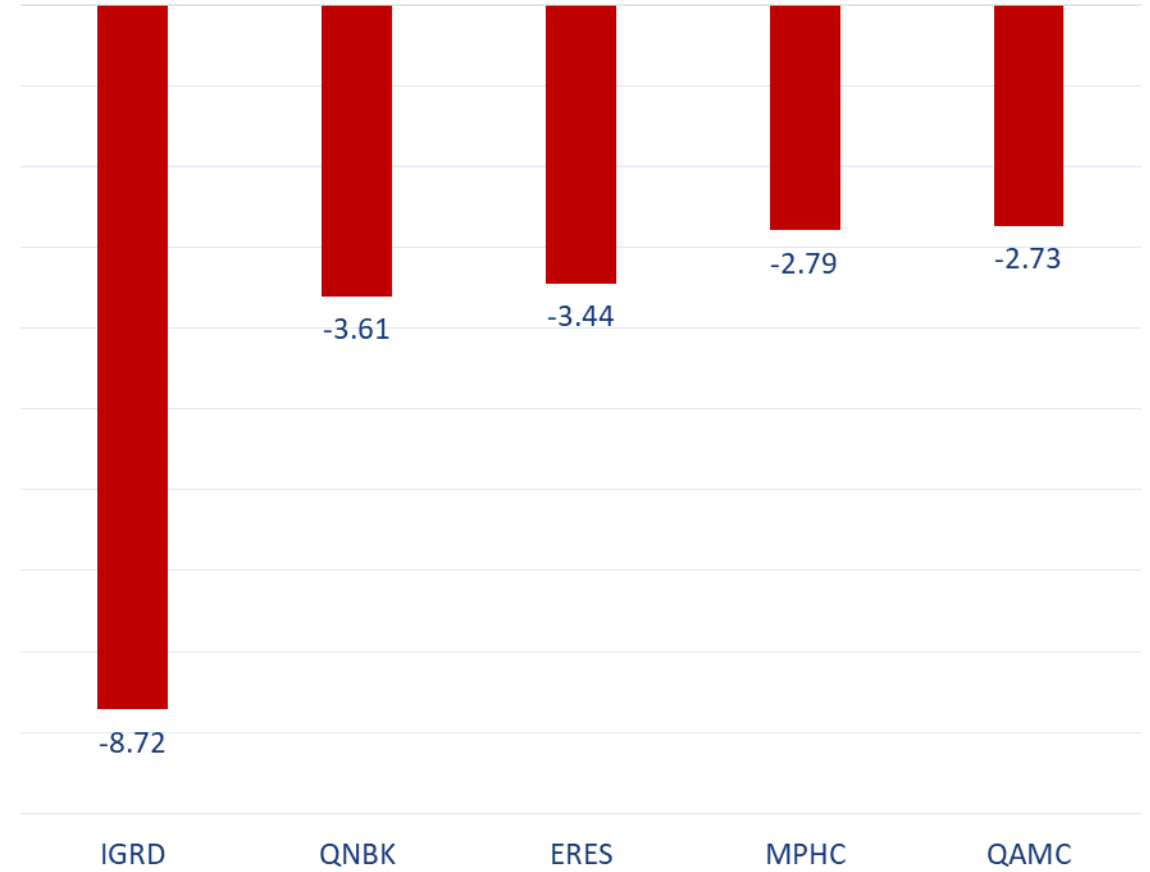
In million shares

Top 5 Companies bought (net) by **Foreigners** over the last week



In million shares

Top 5 Companies sold (net) by **Foreigners** over the last week



In million shares



The figures represent a change in the number of shares.

Daily Change: The net change between 16th and 13th Of April trading sessions

Change for the last 5 sessions: The total daily net change for the last 5 sessions.

Change for the last 10 sessions: The total daily net change for the last 10 sessions.

Change for the last 20 sessions: The total daily net change for the last 20 sessions.

DISCLAIMER:

The information contained was obtained from various public sources believed to be reliable, but we do not guarantee its accuracy. Wasata Financial Securities makes no representations or warranties (express or implied) regarding the data and information provided and Wasata Financial Securities does not represent that the information content of this document is complete, or free from any error, not misleading, or fit for any particular purpose. This report document provides general information only. Neither the information nor any opinion expressed constitutes an offer or an invitation to make an offer, to buy or sell any securities or other investment products related to such securities or investments.

This report document contained is subject to change without prior notice. Wasata assumes no responsibility to update the information in this report document.



Prepared by Financial Advisory Department


وساطة
WASATA
للأوراق المالية
FINANCIAL SECURITIES

+974 44498880

ramzi.qasmieh@Wasata.qa