



Daily Report for Ownership Changes

17th of April 2023 Session

Company									17-Apr			
	Qatari				GCC				Foreigners			
	Daily Chg.	Last 5 Sessions Chg.	Last 10 Sessions Chg.	Last 20 Sessions Chg.	Daily Chg.	Last 5 Sessions Chg.	Last 10 Sessions Chg.	Last 20 Sessions Chg.	Daily Chg.	Last 5 Sessions Chg.	Last 10 Sessions Chg.	Last 20 Sessions Chg.
QNBK	626,765	4,453,456	3,785,998	8,621,694	50,212	160,004	-346,753	-821,084	-676,977	-4,613,460	-3,439,245	-7,800,610
QIBK	50,841	1,237,433	568,002	6,116,326	0	0	25,909	68,584	-50,841	-1,237,433	-593,911	-6,184,910
CBQK	-68,695	-203,461	-3,324,796	2,716,916	0	0	0	95,333	68,695	203,461	3,324,796	-2,812,249
DHBK	457,243	-104,635	-1,410,816	-6,504,855	0	60,027	60,027	-11,167	-457,243	44,608	1,350,789	6,516,022
ABQK	0	-3,000	-3,000	17,104	0	0	0	-20,104	0	3,000	3,000	3,000
QIHK	-257,976	-566,627	-777,643	293,666	0	0	0	0	257,976	566,627	777,643	-293,666
MARK	-99,204	1,473,338	255,876	-2,399,850	5,645	-120,757	-142,665	-514,493	93,559	-1,352,581	-113,211	2,914,343
DUBK	-1,109,378	-5,200,460	-14,549,867	-27,149,878	49	70,051	53,934	24,825	1,109,329	5,130,409	14,495,933	27,125,053
QFBQ	-121,769	-190,096	-693,917	-741,413	0	51,425	41,425	-724,996	121,769	138,671	652,492	1,466,409
NLCS	-478,389	617,903	-57,461	564,132	25,500	-23,726	-41,225	-46,001	452,889	-594,177	98,686	-518,131
DBIS	148,997	584,067	863,077	740,093	0	-74,460	23,232	-654	-148,997	-509,607	-886,309	-739,439
QOIS	37,000	504,152	1,754,196	885,195	0	0	-44,915	-27,096	-37,000	-504,152	-1,709,281	-858,099
IHGS	117,897	274,246	-102,629	-77,620	0	0	-200,000	-200,000	-117,897	-274,246	302,629	277,620
ZHCD	3,426	-164,641	-179,638	-182,599	-2,016	29,993	31,923	24,890	-1,410	134,648	147,715	157,709
QGMD	-243,981	1,158,112	-298,617	1,416,236	0	-52,940	-52,940	-219,057	243,981	-1,105,172	351,557	-1,197,179
SIIS	47,906	-914,928	-6,048,568	-6,106,119	0	555	-163,974	-317,411	-47,906	914,373	6,212,542	6,423,530
BLDN	790,285	198,359	2,323,297	-2,170,756	0	0	0	-19,385	-790,285	-198,359	-2,323,297	2,190,141
MCGS	-2,599	-153,246	-91,241	-28,093	4,394	4,394	1,139	-5,606	-1,795	148,852	90,102	33,699
QCFS	0	0	-11,250	-5,100	0	0	0	0	0	0	11,250	5,100
QFLS	19,267	218,464	354,279	626,527	0	481	481	1,481	-19,267	-218,945	-354,760	-628,008
WDAM	17,561	-103,084	474,396	-615,767	0	-4,570	0	0	-17,561	107,654	-474,396	615,767
MCCS	-67,274	-153,615	390,972	-180,478	0	0	0	13,894	67,274	153,615	-390,972	166,584
MERS	3,566	-290,711	-491,337	5,458,720	163	5,122	24,157	24,157	-3,729	285,589	467,180	517,123
QIMD	-1,223	-17,062	105,932	-102,657	0	8,500	24,257	198,170	1,223	8,562	-130,189	-95,513
QNCD	5,473	9,691	-100,064	-184,581	0	413	413	413	-5,473	-10,104	99,651	184,168

									17-Apr			
Company	Qatari				GCC				Foreigners			
	Daily Chg.	Last 5 Sessions Chg.	Last 10 Sessions Chg.	Last 20 Sessions Chg.	Daily Chg.	Last 5 Sessions Chg.	Last 10 Sessions Chg.	Last 20 Sessions Chg.	Daily Chg.	Last 5 Sessions Chg.	Last 10 Sessions Chg.	Last 20 Sessions Chg.
IQCD	599,060	241,476	-1,235,158	-4,905,989	8,193	130,479	193,805	185,417	-607,253	-371,955	1,041,353	4,720,572
QIGD	10,326	215,511	527,029	-1,651,983	0	7,207	30,258	627,520	-10,326	-222,718	-557,287	1,024,463
QEWS	-151,406	-266,029	-239,000	-859,161	0	0	0	0	151,406	266,029	239,000	859,161
AHCS	-19,143	-8,923	-409,880	-72,837	-8,294	24,878	29,673	29,673	27,437	-15,955	380,207	43,164
GISS	-230,177	-43,763	2,127,730	1,261,951	0	-90,342	-181,374	-227,854	230,177	134,105	-1,946,356	-1,034,097
MPHC	-772,866	2,070,726	1,773,166	4,328,702	0	-36,600	-39,600	2,106	772,866	-2,034,126	-1,733,566	-4,330,808
IGRD	952,730	7,793,929	13,419,456	40,415,680	0	30,929	-58,262	-531,422	-952,730	-7,824,858	-13,361,194	-39,884,258
QAMC	385,121	2,798,362	3,084,266	12,856,993	0	42,673	200,074	137,949	-385,121	-2,841,035	-3,284,340	-12,994,942
QATI	87,833	648,265	4,090,799	8,468,083	0	-111,111	-100,000	-104,468	-87,833	-537,154	-3,990,799	-8,363,615
DOHI	1	1,977	35,026	77,877	0	0	-38,339	-58,338	-1	-1,977	3,313	-19,539
QGRI	74,997	102,749	75,765	47,033	0	0	10,000	12,447	-74,997	-102,749	-85,765	-59,480
AKHI	-140,499	-483,432	-1,389,055	-1,329,176	0	-1,914	116,512	116,512	140,499	485,346	1,272,543	1,212,664
QISI	134	109,276	107,931	91,841	0	0	0	0	-134	-109,276	-107,931	-91,841
BEMA	0	33,546	33,050	-665	0	0	0	-350	0	-33,546	-33,050	1,015
QLMI	2,174	-5,202	11,763	90,792	0	0	0	0	-2,174	5,202	-11,763	-90,792
UDCD	-20,825	-81,663	-415,429	-341,672	0	0	-29,850	-50	20,825	81,663	445,279	341,722
BRES	-149,846	689,016	1,778,108	4,169,362	-3,273	-66,131	-109,578	-74,064	153,119	-622,885	-1,668,530	-4,095,298
ERES	-287,173	2,412,059	6,115,248	4,238,548	0	-149,429	-232,220	-302,223	287,173	-2,262,630	-5,883,028	-3,936,325
MRDS	1,862,192	-425,363	-2,007,006	-4,848,374	0	241,492	151,545	-64,299	-1,862,192	183,871	1,855,461	4,912,673
ORDS	85,650	-411,022	-1,254,467	-814,630	0	-11,024	-13,222	-63,425	-85,650	422,046	1,265,915	878,055
VFQS	215,549	411,865	1,439,121	-1,072,156	0	-13,600	-13,600	-142,600	-291,599	-398,265	-1,425,521	1,214,756
QNNS	-165,723	-617,676	-2,363,626	-3,852,571	0	0	0	-5	165,723	624,172	2,370,122	3,859,072
GWCS	-129,643	472,092	2,526,611	2,596,686	0	-192	-192	-192	-93,255	213,247	-1,067,954	-1,138,029
QGTS	-1,237,846	-3,995,934	-9,399,273	-12,194,809	0	-102,362	-181,462	-397,372	1,237,846	4,098,296	9,580,735	12,592,181

Trading values by nationality for the last Session

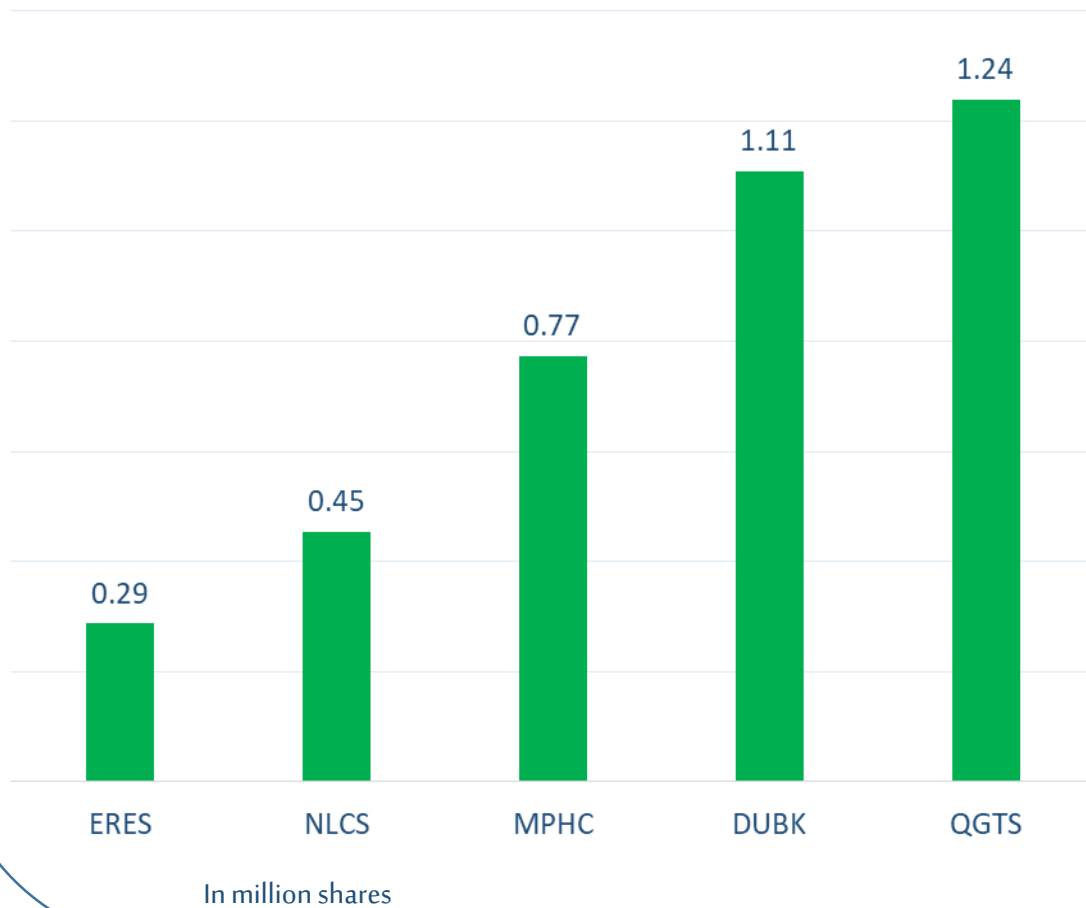
Nationality	Purchasing Value	Selling Value	Difference
Qataris	157.27	150.15	7.12
GCC	17.02	8.39	8.63
Arab	22.45	27.44	-4.99
Foreigners	86.76	97.53	-10.77
Total	283.50	283.50	0.0

In million QAR

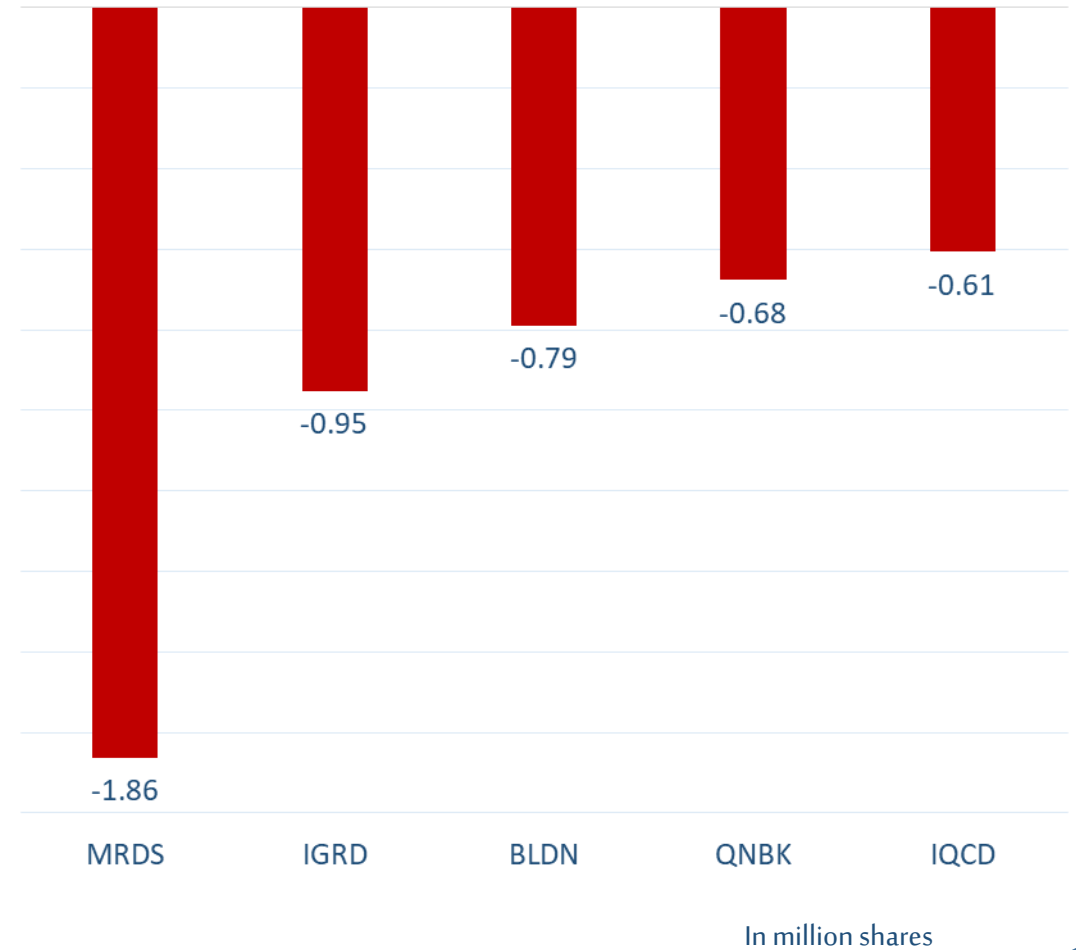
Trading by nationality for the last Session

Nationality	Buy %	Sell %	Net
Qataris	55.48%	52.96%	2.51%
GCC	6.00%	2.96%	3.05%
Arab	7.92%	9.68%	-1.76%
Foreigners	30.60%	34.40%	-3.80%

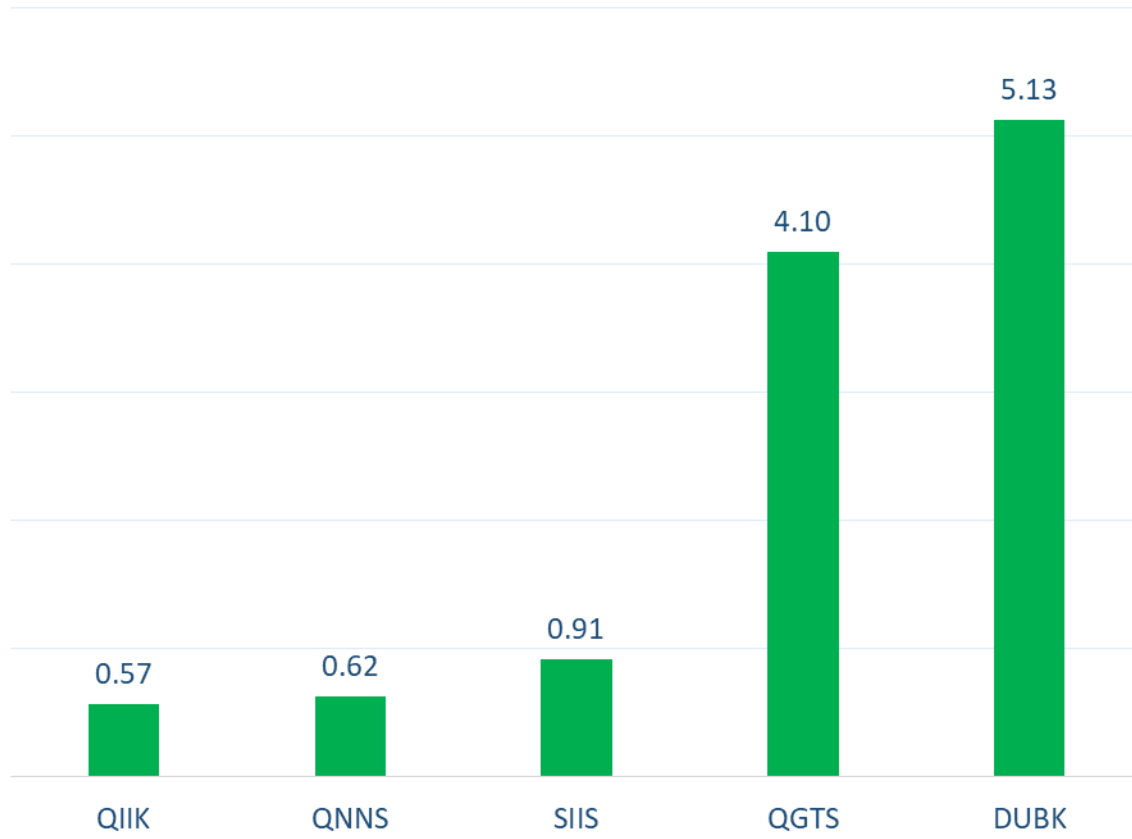
Top 5 Companies bought (net) by **Foreigners** in the last session



Top 5 Companies sold (net) by **Foreigners** in the last session

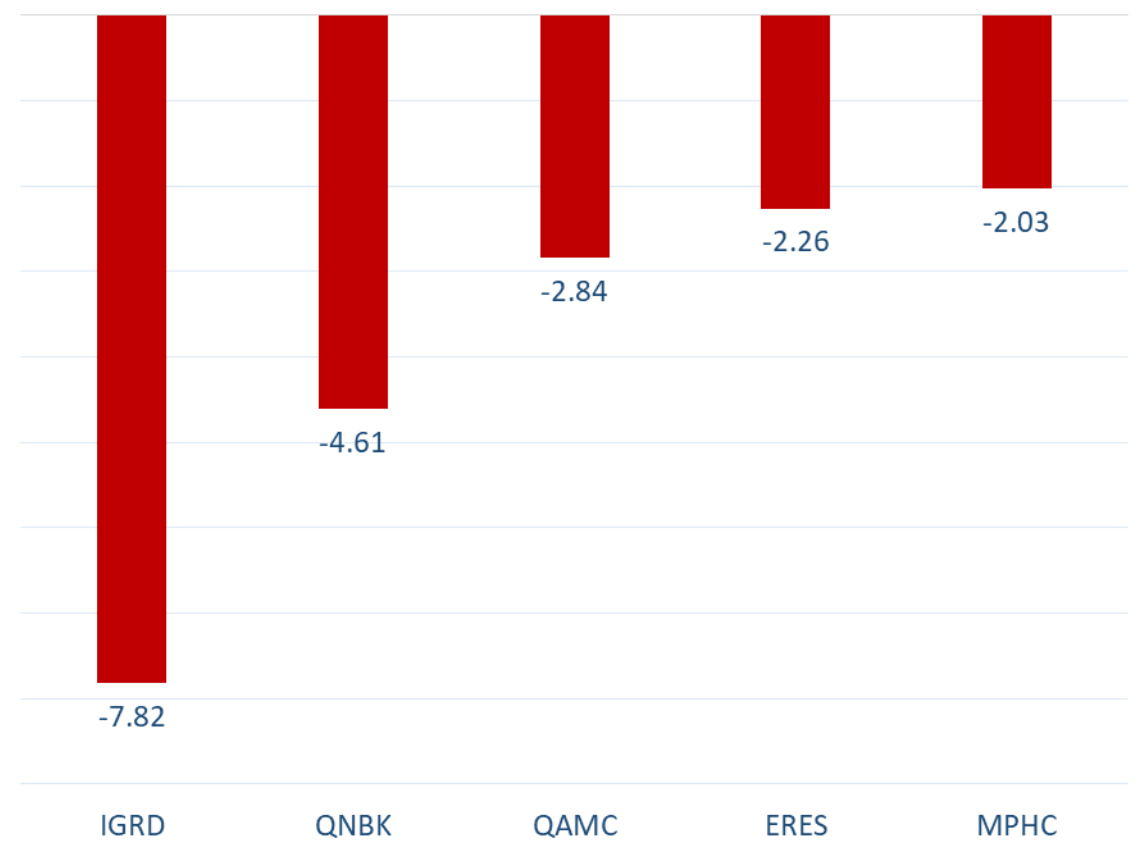


Top 5 Companies bought (net) by **Foreigners** over the last week



In million shares

Top 5 Companies sold (net) by **Foreigners** over the last week



In million shares



The figures represent a change in the number of shares.

Daily Change: The net change between 17th and 16th Of April trading sessions

Change for the last 5 sessions: The total daily net change for the last 5 sessions.

Change for the last 10 sessions: The total daily net change for the last 10 sessions.

Change for the last 20 sessions: The total daily net change for the last 20 sessions.

DISCLAIMER:

The information contained was obtained from various public sources believed to be reliable, but we do not guarantee its accuracy. Wasata Financial Securities makes no representations or warranties (express or implied) regarding the data and information provided and Wasata Financial Securities does not represent that the information content of this document is complete, or free from any error, not misleading, or fit for any particular purpose. This report document provides general information only. Neither the information nor any opinion expressed constitutes an offer or an invitation to make an offer, to buy or sell any securities or other investment products related to such securities or investments.

This report document contained is subject to change without prior notice. Wasata assumes no responsibility to update the information in this report document.



Prepared by Financial Advisory Department


وساطة
WASATA
للأوراق المالية
FINANCIAL SECURITIES

+974 44498880

ramzi.qasmieh@Wasata.qa