



Daily Report for Ownership Changes

18th of April 2023 Session

Company									18-Apr			
	Qatari				GCC				Foreigners			
	Daily Chg.	Last 5 Sessions Chg.	Last 10 Sessions Chg.	Last 20 Sessions Chg.	Daily Chg.	Last 5 Sessions Chg.	Last 10 Sessions Chg.	Last 20 Sessions Chg.	Daily Chg.	Last 5 Sessions Chg.	Last 10 Sessions Chg.	Last 20 Sessions Chg.
QNBK	400,096	4,547,284	4,241,073	8,470,110	0	160,004	173,504	-821,084	-400,096	-4,707,288	-4,414,577	-7,649,026
QIBK	5,869	1,183,528	964,646	5,835,194	0	0	25,909	68,584	-5,869	-1,183,528	-990,555	-5,903,778
CBQK	-416,372	40,723	-3,435,764	1,147,080	0	0	0	95,333	416,372	-40,723	3,435,764	-1,242,413
DHBK	-561,464	-217,773	-1,273,989	-7,025,000	31,342	37,531	91,369	13,175	530,122	180,242	1,182,620	7,011,825
ABQK	0	0	-3,000	17,104	0	0	0	-20,104	0	0	3,000	3,000
QIIK	213,683	-45,443	-519,407	124,114	0	0	0	0	-213,683	45,443	519,407	-124,114
MARK	815,484	3,074,579	576,521	-2,808,290	13,589	-115,335	-159,246	-498,084	-829,073	-2,959,244	-417,275	3,306,374
DUBK	-2,185,294	-5,400,682	-15,526,516	-27,293,332	0	70,051	63,934	22,275	2,185,294	5,330,631	15,462,582	27,271,057
QFBQ	646,404	438,403	566,078	239,530	0	555	41,425	-723,696	-646,404	-438,958	-607,503	484,166
NLCS	-818,826	-456,033	-814,222	-1,549,783	0	26,874	-41,225	-46,001	818,826	429,159	855,447	1,595,784
DBIS	-327,598	451,336	360,042	1,750,894	0	-74,460	-77,186	-435,820	327,598	-376,876	-282,856	-1,315,074
QOIS	69,738	545,905	1,733,934	645,045	0	0	-44,915	-27,096	-69,738	-545,905	-1,689,019	-617,949
IHGS	-99,692	193,267	-203,354	-198,588	0	0	-200,000	-200,000	99,692	-193,267	403,354	398,588
ZHCD	17,129	-81,721	-162,509	-166,370	0	29,993	31,923	24,890	-17,129	51,728	130,586	141,480
QGMD	-243,285	-576,907	964,981	1,311,016	0	-52,940	-166,576	-200,346	243,285	629,847	-798,405	-1,110,670
SIIS	-43,440	-159,927	-5,720,872	-5,764,703	0	555	-36,974	-317,411	43,440	159,372	5,757,846	6,082,114
BLDN	-158,820	-301,498	415,687	-2,257,636	0	0	0	15,000	158,820	301,498	-415,687	2,242,636
MCGS	3,499	76,983	-106,036	-27,993	0	4,394	1,139	-5,606	-3,499	-81,377	104,897	33,599
QCFS	0	0	-11,250	-5,100	0	0	0	0	0	0	11,250	5,100
QFLS	39,377	244,368	365,211	689,294	0	481	481	1,481	-39,377	-244,849	-365,692	-690,775
WDAM	-293,648	-245,156	256,180	-896,824	0	-4,570	0	0	293,648	249,726	-256,180	896,824
MCCS	-61,333	-214,011	242,178	181,419	50,000	50,000	50,000	50,000	11,333	164,011	-292,178	-231,419
MERS	-3,529	-395,776	-400,312	-540,948	-2,876	1,902	8,122	21,281	6,405	393,874	392,190	519,667
QIMD	-886	-17,948	53,751	-103,538	1,560	10,060	25,814	199,675	-674	7,888	-79,565	-96,137
QNCD	-17,889	-13,973	-72,276	-181,136	0	413	413	413	17,889	13,560	71,863	180,723

Company	18-Apr											
	Qatari				GCC				Foreigners			
	Daily Chg.	Last 5 Sessions Chg.	Last 10 Sessions Chg.	Last 20 Sessions Chg.	Daily Chg.	Last 5 Sessions Chg.	Last 10 Sessions Chg.	Last 20 Sessions Chg.	Daily Chg.	Last 5 Sessions Chg.	Last 10 Sessions Chg.	Last 20 Sessions Chg.
IQCD	111,009	947,530	-544,817	-2,892,321	94	-21,427	118,148	193,511	-111,103	-926,103	426,669	2,698,810
QIGD	146,898	1,605,575	373,070	-1,292,950	0	7,207	31,150	630,055	-146,898	-1,612,782	-404,220	662,895
QEWS	-79,215	-358,582	-326,102	-724,595	0	0	0	0	79,215	358,582	326,102	724,595
AHCS	93,223	90,526	-104,156	-15,456	90,000	114,878	119,673	119,673	-183,223	-205,404	-15,517	-104,217
GISS	411,811	518,201	856,769	1,776,823	0	-106,560	-92,783	-199,354	-411,811	-411,641	-763,986	-1,577,469
MPHC	-466,488	1,516,665	2,147,884	3,853,823	0	-40,000	-36,600	2,106	466,488	-1,476,665	-2,111,284	-3,855,929
IGRD	1,850,007	10,529,812	14,232,336	42,371,645	0	30,929	-58,262	-536,719	-1,850,007	-10,560,741	-14,174,074	-41,834,926
QAMC	-830,278	2,728,729	493,650	10,023,690	10,000	81,023	186,343	130,307	820,278	-2,809,752	-679,993	-10,153,997
QATI	-33,606	526,367	875,250	8,156,152	0	-119,000	-100,000	-102,933	33,606	-407,367	-775,250	-8,053,219
DOHI	0	1,977	31,696	77,877	0	0	-38,339	-58,338	0	-1,977	6,643	-19,539
QGRI	157	103,406	75,922	13,044	0	0	10,000	12,447	-157	-103,406	-85,922	-25,491
AKHI	102,648	-329,451	-1,190,287	-1,120,352	-40,000	-21,161	76,512	76,512	-62,648	350,612	1,113,775	1,043,840
QISI	-3,500	105,789	104,431	117,367	0	0	0	0	3,500	-105,789	-104,431	-117,367
BEMA	-4,070	30,006	26,903	-3,236	0	0	-1,748	-350	4,070	-30,006	-25,155	3,586
QLMI	-3,206	-8,408	8,557	25,252	0	0	0	0	3,206	8,408	-8,557	-25,252
UDCD	-99,659	-236,630	-1,402,009	-1,093,623	0	0	-50	-50	99,659	236,630	1,402,059	1,093,673
BRES	110,036	855,217	922,067	4,102,979	0	-66,131	-32,633	-74,064	-110,036	-789,086	-889,434	-4,028,915
ERES	284,741	3,067,759	4,590,903	3,590,966	0	-17,429	-190,169	-242,345	-284,741	-3,050,330	-4,400,734	-3,348,621
MRDS	-986,444	-378,651	-3,985,663	-8,086,544	0	-343,668	151,545	61,901	986,444	722,319	3,834,118	8,024,643
ORDS	-132,624	-269,447	-1,164,319	-1,223,905	0	-10,802	-9,222	-43,425	132,624	280,249	1,173,541	1,270,378
VFQS	405,167	882,099	2,061,051	-86,625	-500	-14,100	-14,100	-143,100	-404,667	-867,999	-2,046,951	229,725
QNNS	-37,047	-694,873	-1,496,685	-3,796,518	0	0	0	0	30,551	694,873	1,496,685	3,796,518
GWCS	-527,619	-490,155	1,980,216	2,067,458	0	-192	-192	-192	-85,963	36,942	-1,135,141	-1,222,383
QGTS	-424,572	-3,646,957	-8,766,293	-12,103,170	-250	-102,612	-152,612	-397,622	424,822	3,749,569	8,918,905	12,500,792

Trading values by nationality for the last Session

Nationality	Purchasing Value	Selling Value	Difference
Qataris	188.77	189.08	-0.31
GCC	16.59	11.94	4.65
Arab	31.91	36.25	-4.34
Foreigners	73.38	73.38	0.00
Total	310.65	310.65	0.0

In million QAR

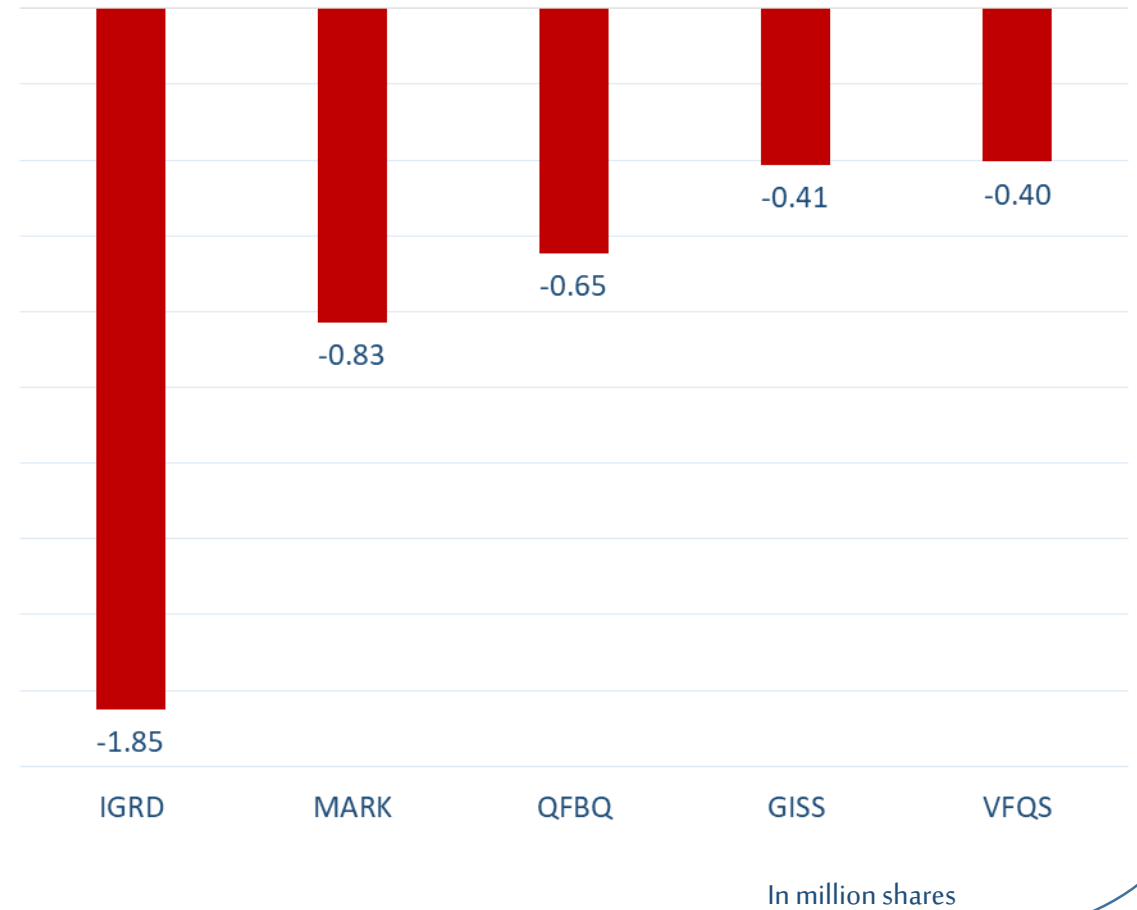
Trading by nationality for the last Session

Nationality	Buy %	Sell %	Net
Qataris	60.77%	60.87%	-0.10%
GCC	5.34%	3.84%	1.50%
Arab	10.27%	11.67%	-1.40%
Foreigners	23.62%	23.62%	0.00%

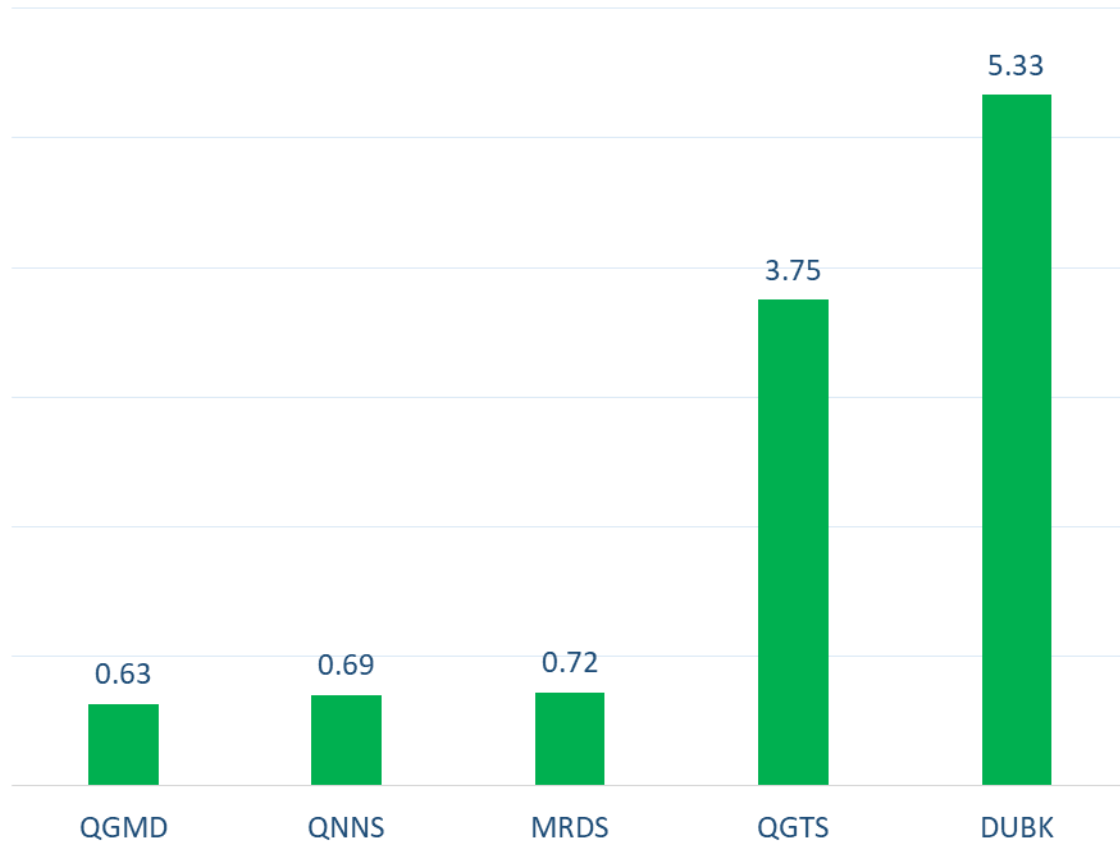
Top 5 Companies bought (net) by **Foreigners** in the last session



Top 5 Companies sold (net) by **Foreigners** in the last session

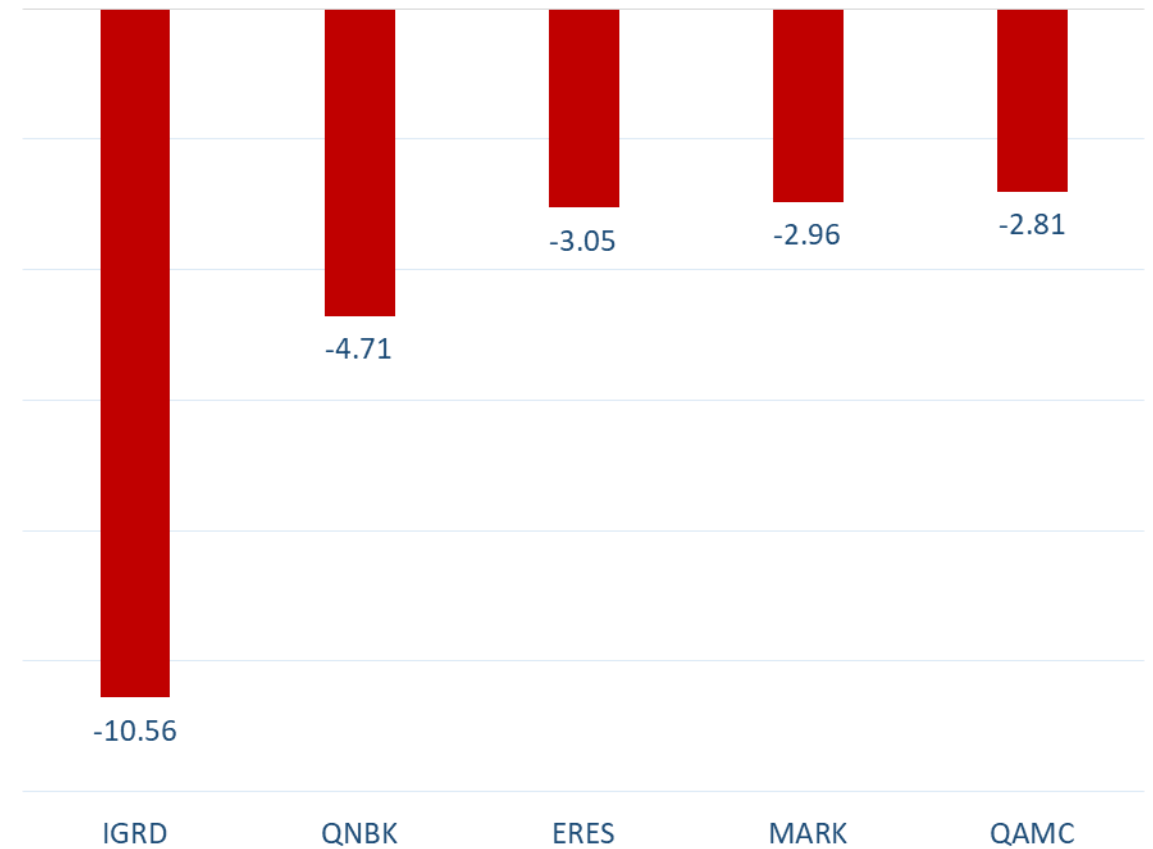


Top 5 Companies bought (net) by **Foreigners** over the last week



In million shares

Top 5 Companies sold (net) by **Foreigners** over the last week



In million shares



The figures represent a change in the number of shares.

Daily Change: The net change between 18th and 17th Of April trading sessions

Change for the last 5 sessions: The total daily net change for the last 5 sessions.

Change for the last 10 sessions: The total daily net change for the last 10 sessions.

Change for the last 20 sessions: The total daily net change for the last 20 sessions.

DISCLAIMER:

The information contained was obtained from various public sources believed to be reliable, but we do not guarantee its accuracy. Wasata Financial Securities makes no representations or warranties (express or implied) regarding the data and information provided and Wasata Financial Securities does not represent that the information content of this document is complete, or free from any error, not misleading, or fit for any particular purpose. This report document provides general information only. Neither the information nor any opinion expressed constitutes an offer or an invitation to make an offer, to buy or sell any securities or other investment products related to such securities or investments.

This report document contained is subject to change without prior notice. Wasata assumes no responsibility to update the information in this report document.



Prepared by Financial Advisory Department


وساطة
WASATA
للأوراق المالية
FINANCIAL SECURITIES

+974 44498880

ramzi.qasmieh@Wasata.qa