



Daily Report for Ownership Changes

2nd of April 2023 Session

									2-Apr			
Company	Qatari				GCC				Foreigners			
	Daily Chg.	Last 5 Sessions Chg.	Last 10 Sessions Chg.	Last 20 Sessions Chg.	Daily Chg.	Last 5 Sessions Chg.	Last 10 Sessions Chg.	Last 20 Sessions Chg.	Daily Chg.	Last 5 Sessions Chg.	Last 10 Sessions Chg.	Last 20 Sessions Chg.
QNBK	829,775	3,366,060	4,661,389	6,745,172	-129,490	-160,579	-154,763	-44,194	-700,285	-3,205,481	-4,506,626	-6,700,978
QIBK	224,097	3,309,795	6,552,131	6,143,842	0	20,000	41,161	41,457	-224,097	-3,329,795	-6,593,292	-6,185,299
CBQK	279,491	3,394,124	6,267,881	796,611	0	95,333	95,333	95,183	-279,491	-3,489,457	-6,363,214	-891,794
DHBK	-726,480	-3,195,624	-3,705,005	-2,444,874	20,432	-5,275	-5,575	40,932	706,048	3,200,899	3,710,580	2,403,942
ABQK	0	0	0	216	0	0	0	0	0	0	0	-216
QIIK	62,430	806,653	1,202,981	3,604,709	0	0	0	167	-62,430	-806,653	-1,202,981	-3,604,876
MARK	3,464,119	-5,196,493	-2,948,562	13,375,613	10,340	-416,664	-861,562	-220,148	-3,474,459	5,613,157	3,810,124	-13,155,465
DUBK	-244,669	-8,707,521	-14,043,409	-19,079,060	-6,398	-65,226	-65,226	-30,026	251,067	8,772,747	14,108,635	19,109,086
QFBQ	-297,590	975,960	1,324,136	6,635,615	0	-57,343	-766,421	-4,064,477	297,590	-918,617	-557,715	-2,571,138
NLCS	-196,886	176,574	490,511	-3,200,362	0	-4,776	9,036	-18,289	196,886	-171,798	-499,547	3,218,651
DBIS	-228,209	598,436	168,122	2,119,145	-37,611	-470,935	-81,000	-1,525,984	265,820	-127,501	-87,122	-593,161
QOIS	69,836	-880,966	-808,998	-358,391	0	30,000	30,211	12,006	-69,836	850,966	778,787	346,385
IHGS	59,781	291,457	-99,703	579,016	0	0	0	-7,838	-59,781	-291,457	99,703	-571,178
ZHCD	-535	-5,627	-6,893	-3,018	0	-6,920	0	0	535	12,547	6,893	3,018
QGMD	850,009	-779,052	1,090,203	-1,606,924	-101,727	-44,355	-41,285	122,403	-748,282	823,407	-1,048,918	1,484,521
SIIS	170,514	1,055,926	908,867	2,481,075	0	-153,437	-153,437	78,177	-170,514	-902,489	-755,430	-2,559,252
BLDN	-457,057	-1,917,949	-3,148,654	-2,512,616	0	20,000	-35,077	-33,477	457,057	1,897,949	3,183,731	2,546,093
MCGS	4,159	56,725	74,776	97,939	0	-6,745	-6,745	-6,745	-4,159	-49,980	-68,031	-91,194
QCFS	0	7,750	6,150	6,266	0	0	0	0	0	-7,750	-6,150	-6,266
QFLS	16,031	334,428	411,670	-556,634	0	1,000	1,000	1,300	-16,031	-335,428	-412,670	555,334
WDAM	-50,516	-477,598	-958,649	-1,348,794	0	0	0	-10	50,516	477,598	958,649	1,348,804
MCCS	47,183	-64,491	-664,698	-373,274	-20,398	0	63,894	46,879	-26,785	64,491	600,804	326,395
MERS	-6,300	-23,091	-33,411	-39,939	0	0	0	31	6,300	23,091	33,411	39,908
QIMD	-5,000	-214,515	-214,024	-139,994	29,246	171,858	171,963	172,963	-24,246	42,657	42,061	-32,969
QNCD	32,931	10,840	-133,181	-97,536	0	0	0	0	-32,931	-10,840	133,181	97,536

									2- Apr			
Company	Qatari				GCC				Foreigners			
	Daily Chg.	Last 5 Sessions Chg.	Last 10 Sessions Chg.	Last 20 Sessions Chg.	Daily Chg.	Last 5 Sessions Chg.	Last 10 Sessions Chg.	Last 20 Sessions Chg.	Daily Chg.	Last 5 Sessions Chg.	Last 10 Sessions Chg.	Last 20 Sessions Chg.
IQCD	121,782	1,306,385	-4,998,033	-6,016,745	0	102	-4,123	-30,615	-121,782	-1,306,487	5,002,156	6,047,360
QIGD	-271,005	-2,111,983	-2,309,599	-5,503,603	0	603,373	472,703	1,036,362	271,005	1,508,610	1,836,896	4,467,241
QEWS	63,687	73,764	-936,671	-874,740	0	0	0	-130	-63,687	-73,764	936,671	874,870
AHCS	64,270	347,294	166,015	-709,582	0	0	-3,541	-57,842	-64,270	-347,294	-162,474	767,424
GISS	-532,416	974,693	1,134,577	1,000,128	0	94,191	-42,681	20,635	532,416	-1,068,884	-1,091,896	-1,020,763
MPHC	1,234,900	1,079,035	662,686	317,564	0	41,706	41,706	41,866	-1,234,900	-1,120,741	-704,392	-359,430
IGRD	2,970,846	15,187,393	24,760,374	34,437,683	146,096	128,029	-553,676	-495,783	-3,116,942	-15,315,422	-24,206,698	-33,941,900
QAMC	384,473	3,065,396	16,558,612	24,482,698	1,610	-93,517	62,125	171,919	-386,083	-2,971,879	-16,620,737	-24,654,617
QATI	-8,428	2,761,912	10,742,526	32,039,015	0	0	48,465	98,465	8,428	-2,761,912	-10,790,991	-32,137,480
DOHI	0	30,752	77,260	44,871	0	0	0	0	0	-30,752	-77,260	-44,871
QGRI	10,000	-35,584	162	-90,770	0	-2,839	2,447	2,447	-10,000	38,423	-2,609	88,323
AKHI	155,118	-152,382	310,839	876,809	0	0	211	211	-155,118	152,382	-311,050	-877,020
QSI	4,770	16,436	-13,290	12,481	0	0	0	0	-4,770	-16,436	13,290	-12,481
BEMA	0	-32,316	-23,521	-23,805	0	-350	-350	-350	0	32,666	23,871	24,155
QLMI	0	-10,069	79,140	52,707	0	0	0	0	0	10,069	-79,140	-52,707
UDCD	-52,832	-505,132	1,086,170	1,867,300	0	0	0	-49,950	52,832	505,132	-1,086,170	-1,817,350
BRES	162,868	1,960,082	2,273,882	1,771,410	0	35,514	112,459	112,279	-162,868	-1,995,596	-2,386,341	-1,883,689
ERES	840,888	-3,740,695	-825,685	3,893,331	0	-584,385	-186,555	-70,327	-840,888	4,325,080	1,012,240	-3,823,004
MRDS	203,263	-2,524,301	1,897,812	-1,364,958	0	-61,245	-144,644	-413,076	-203,263	2,585,546	-1,753,168	1,778,034
ORDS	-181,827	-451,169	-581,895	-2,981,399	0	-6,203	-56,203	-58,000	170,187	457,372	638,098	3,039,399
VFQS	-49,198	-163,542	-1,989,047	-6,015,977	1,800	-109,200	-109,200	-170,881	47,398	272,742	2,098,247	6,186,858
QNNS	72,443	-1,109,628	-1,476,322	-4,942,880	0	0	-5	10,995	-72,443	1,109,628	1,476,327	4,931,885
GWCS	42,380	31,681	16,685	1,456,473	0	0	122	122	-42,380	-31,681	-16,807	-1,456,595
QGTS	671,817	-101,331	-5,222,868	-5,655,628	0	-55,010	-120,010	-266,113	-671,817	156,341	5,342,878	5,921,741

Trading values by nationality for the last Session

Nationality	Purchasing Value	Selling Value	Difference
Qataris	276.41	234.51	41.91
GCC	7.13	10.57	-3.45
Arab	43.76	45.12	-1.36
Foreigners	33.62	70.72	-37.10
Total	360.92	360.92	0.00

In million QAR

Trading by nationality for the last Session

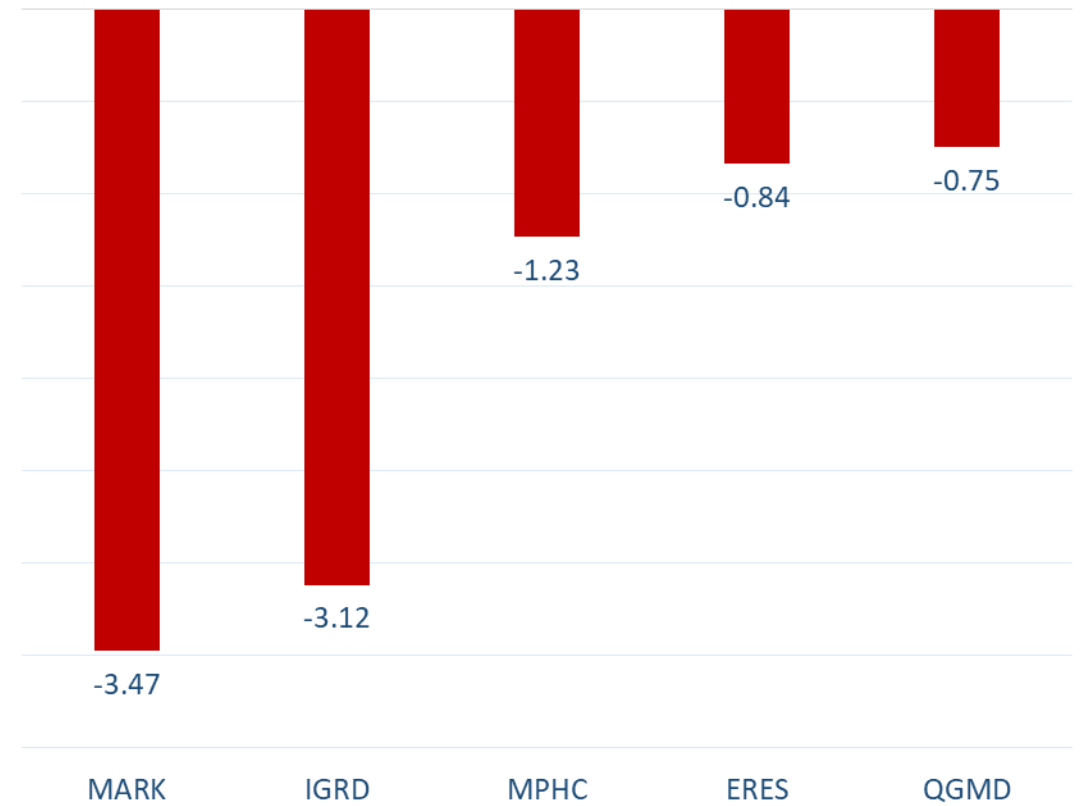
Nationality	Buy %	Sell %	Net
Qataris	76.59%	64.98%	11.61%
GCC	1.97%	2.93%	-0.96%
Arab	12.13%	12.50%	-0.38%
Foreigners	9.31%	19.59%	-10.28%

Top 5 Companies bought (net) by **Foreigners** in the last session



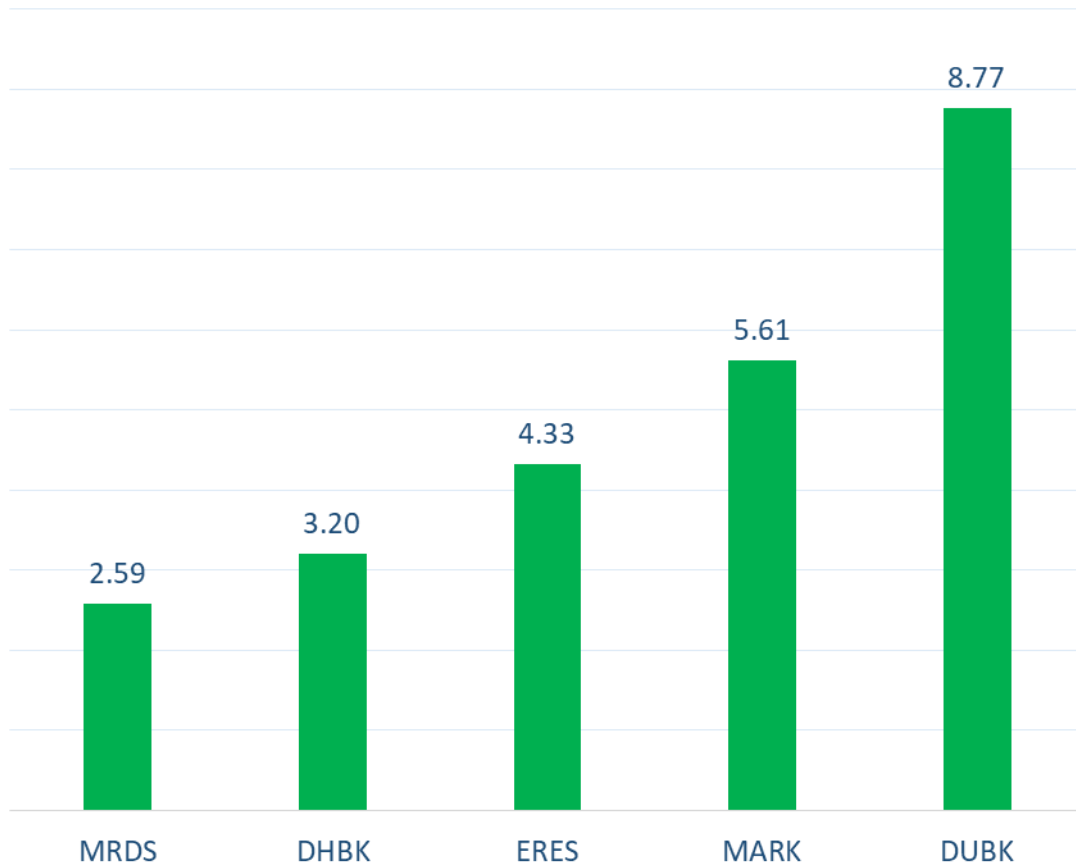
In million shares

Top 5 Companies sold (net) by **Foreigners** in the last session



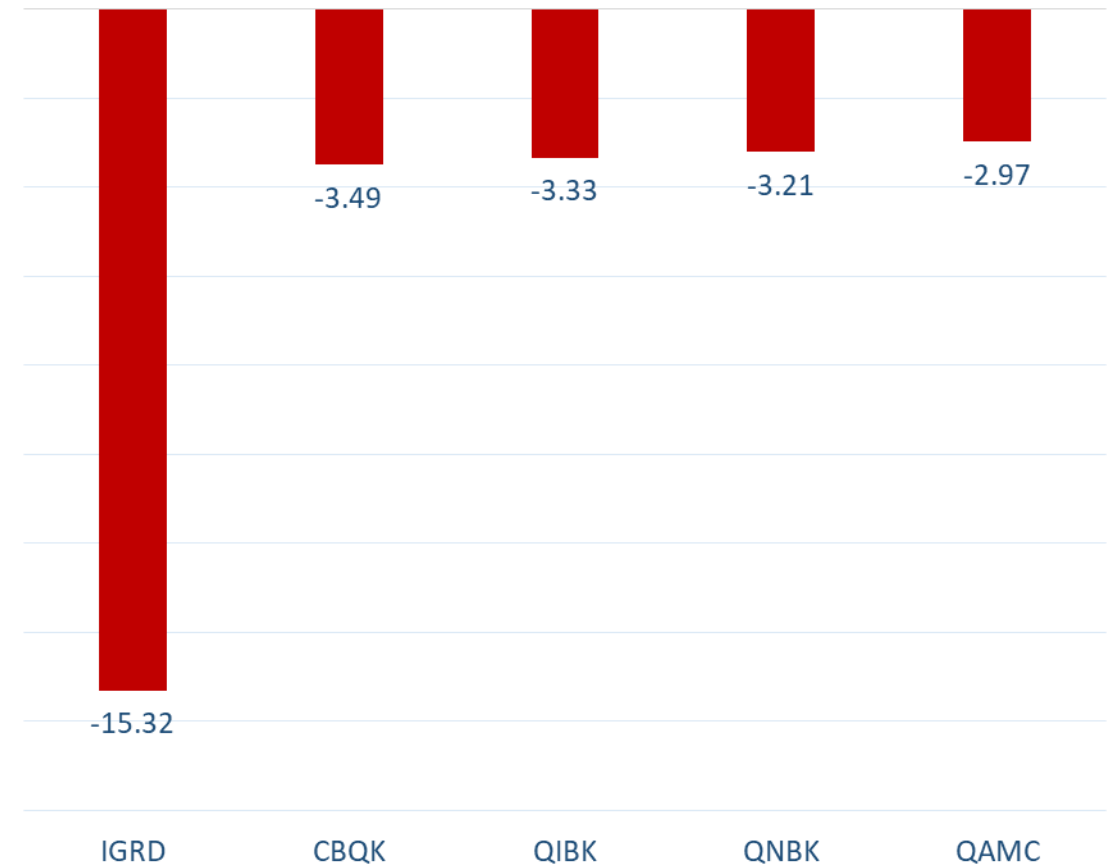
In million shares

Top 5 Companies bought (net) by **Foreigners** over the last week



In million shares

Top 5 Companies sold (net) by **Foreigners** over the last week



In million shares



The figures represent a change in the number of shares.

Daily Change: The net change between 2nd Of April and 30th of March trading sessions

Change for the last 5 sessions: The total daily net change for the last 5 sessions.


Change for the last 10 sessions: The total daily net change for the last 10 sessions.

Change for the last 20 sessions: The total daily net change for the last 20 sessions.

DISCLAIMER:

The information contained was obtained from various public sources believed to be reliable, but we do not guarantee its accuracy. Wasata Financial Securities makes no representations or warranties (express or implied) regarding the data and information provided and Wasata Financial Securities does not represent that the information content of this document is complete, or free from any error, not misleading, or fit for any particular purpose. This report document provides general information only. Neither the information nor any opinion expressed constitutes an offer or an invitation to make an offer, to buy or sell any securities or other investment products related to such securities or investments.

This report document contained is subject to change without prior notice. Wasata assumes no responsibility to update the information in this report document.



Prepared by Financial Advisory Department


للأوراق المالية
FINANCIAL SECURITIES

+974 44498880

ramzi.qasmieh@Wasata.qa