



Daily Report for Ownership Changes

26th of April 2023 Session

										26-Apr			
Company	Qatari				GCC				Foreigners				
	Daily Chg.	Last 5 Sessions Chg.	Last 10 Sessions Chg.	Last 20 Sessions Chg.	Daily Chg.	Last 5 Sessions Chg.	Last 10 Sessions Chg.	Last 20 Sessions Chg.	Daily Chg.	Last 5 Sessions Chg.	Last 10 Sessions Chg.	Last 20 Sessions Chg.	
QNBK	400,096	3,984,987	3,900,214	7,813,326	0	160,333	173,833	-820,755	-400,096	-4,145,320	-4,074,047	-6,992,571	
QIBK	-121,423	605,400	1,697,266	3,448,038	0	6,728	6,728	52,637	121,423	-612,128	-1,703,994	-3,500,675	
CBQK	-632,578	-1,344,338	-2,365,311	-1,066,974	-11,166	-18,235	-18,235	77,098	643,744	1,362,573	2,383,546	989,876	
DHBK	125,832	966,931	353,790	-4,397,944	0	-49,117	10,910	-67,284	-125,832	-917,814	-364,700	4,465,228	
ABQK	0	0	-3,000	17,104	0	0	0	-20,104	0	0	3,000	3,000	
QIIK	133,195	-59,928	-395,750	-167,075	13,632	24,463	24,463	24,463	-146,827	35,465	371,287	142,612	
MARK	-1,511,342	-1,607,048	-6,794	-6,521,250	-73,240	-20,071	-176,596	-295,089	1,584,582	1,627,119	183,390	6,816,339	
DUBK	-278,414	-6,082,145	-11,464,477	-26,687,515	0	-3,361	66,641	21,415	278,414	6,085,506	11,397,836	26,666,100	
QFBO	-778,066	1,002,093	1,464,196	-409,480	10,431	10,793	52,218	27,097	767,635	-1,012,886	-1,516,414	382,383	
NLCS	578,913	-615	2,394,306	1,858,163	125	25,750	-38,476	-40,975	-579,038	-25,135	-2,355,830	-1,817,188	
DBIS	111,456	-174,732	428,128	1,650,040	0	0	-74,510	-270,726	-111,456	174,732	-353,618	-1,379,314	
QOIS	-89,664	73,409	1,175,322	995,858	110,000	110,000	65,085	82,904	-20,336	-183,409	-1,240,407	-1,078,762	
IHGS	140,247	482,574	787,799	558,310	809	809	-2,791	-199,191	-141,056	-483,383	-785,008	-359,119	
ZHCD	1,150	27,050	-156,653	-156,384	0	-2,016	31,923	25,003	-1,150	-25,034	124,730	131,381	
QGMD	-3,859,202	-2,639,937	-1,437,227	-4,557,538	149,940	155,940	103,000	97,106	3,709,262	2,483,997	1,334,227	4,460,432	
SIIS	-127,677	-285,093	-2,037,095	-6,403,359	10,704	104,388	100,429	-223,753	116,973	180,705	1,936,666	6,627,112	
BLDN	-303,273	930,883	96,757	298,014	0	0	0	-122,807	303,273	-930,883	-96,757	-175,207	
MCGS	-111,771	-18,714	-152,856	-45,514	-6,000	-1,606	-1,606	-11,606	117,771	20,320	154,462	57,120	
QCFS	0	0	-6,300	-3,500	0	0	0	0	0	0	6,300	3,500	
QFLS	56,333	2,338	223,666	730,953	0	0	481	1,481	-56,333	-2,338	-224,147	-732,434	
WDAM	30,115	-184,125	-330,229	-8,342	0	0	-4,570	0	-30,115	184,125	334,799	8,342	
MCCS	-281,083	-326,582	-375,156	55,980	0	50,000	50,000	50,000	281,083	276,582	325,156	-105,980	
MERS	4,949	7,488	-303,871	-546,718	-982	-4,658	-1,699	19,336	-3,967	-2,830	305,570	527,382	
QIMD	25,190	62,265	46,426	-21,068	348	1,908	10,408	194,587	-25,538	-64,173	-56,834	-173,519	
QNCD	-28,430	-266,529	-267,991	-395,135	0	100,000	100,413	100,413	28,430	166,529	167,578	294,722	

									26-Apr			
Company	Qatari				GCC				Foreigners			
	Daily Chg.	Last 5 Sessions Chg.	Last 10 Sessions Chg.	Last 20 Sessions Chg.	Daily Chg.	Last 5 Sessions Chg.	Last 10 Sessions Chg.	Last 20 Sessions Chg.	Daily Chg.	Last 5 Sessions Chg.	Last 10 Sessions Chg.	Last 20 Sessions Chg.
IQCD	-126,867	970,186	203,613	-206,479	10,103	4,152	126,438	190,168	116,764	-974,338	-330,051	16,311
QIGD	140,842	588,017	749,136	385,730	1,142	1,142	20,642	135,952	-141,984	-589,159	-769,778	-521,682
QEWS	-82,140	-418,070	-569,576	-723,993	0	1,000	1,000	1,000	82,140	417,070	568,576	722,993
AHCS	-60,683	-118,109	-179,393	7,404	706	82,412	115,584	120,379	59,977	35,697	63,809	-127,783
GISS	-596,517	-1,517,118	-827,068	-31,027	21,185	21,185	-71,598	-40,998	575,332	1,510,885	898,666	72,025
MPHC	-1,036,073	-2,798,036	28,145	1,783,613	3,627	3,627	-32,973	5,733	1,032,446	2,794,409	4,828	-1,789,346
IGRD	-511,516	2,144,982	10,909,278	30,211,704	-30,929	-30,929	-77,991	-43,914	542,445	-2,114,053	-10,831,287	-30,167,790
QAMC	669,014	1,013,072	3,677,457	6,244,645	129,153	139,153	201,826	224,890	-798,167	-1,152,225	-3,879,283	-6,469,535
QATI	608,487	720,058	1,288,961	7,160,036	0	0	-111,111	-102,933	-608,487	-720,058	-1,177,850	-7,057,103
DOHI	0	1	1,977	77,877	0	0	0	-58,338	0	-1	-1,977	-19,539
OGRI	0	38,578	59,991	-97,080	0	1,024	1,024	11,024	0	-39,602	-61,015	86,056
AKHI	103,440	242,679	-427,632	-918,996	-39,840	-82,072	-9,546	34,440	-63,600	-160,607	437,178	884,556
QISI	24,136	31,955	140,867	155,688	0	0	0	0	-24,136	-31,955	-140,867	-155,688
BEMA	0	7,317	40,883	9,118	0	-703	-703	-1,053	0	-6,614	-40,180	-8,065
QLMI	3,874	-4,449	-11,825	17,273	0	0	0	0	-3,874	4,449	11,825	-17,273
UDCD	-483,918	-438,365	-500,863	-1,193,592	3,537	3,537	3,537	3,487	480,381	434,828	497,326	1,190,105
BRES	-691,903	-1,285,330	-725,236	2,165,318	-31,860	-35,133	-97,991	-105,924	739,836	1,336,536	839,300	-2,043,321
ERES	-884,214	-524,495	3,069,844	2,000,116	0	0	-149,429	-513,050	884,214	524,495	-2,920,415	-1,487,066
MRDS	-1,198,711	-1,907,854	-3,908,158	-5,538,956	-64,820	162	241,654	180,239	1,263,531	1,907,692	3,666,504	5,358,717
ORDS	-40,036	-74,638	-645,065	-1,984,764	0	0	-15,024	-23,425	40,036	60,806	646,257	2,008,189
VFQS	-155,287	1,354,088	1,693,112	1,782,677	10,361	9,861	-3,739	-52,767	222,271	-882,898	-1,132,272	-1,172,809
QNNS	-296,605	-554,431	-1,096,161	-3,891,219	0	0	0	0	296,605	547,935	1,096,161	3,891,219
GWCS	205,583	-1,122,746	1,282,588	1,603,479	254	12,559	12,367	12,367	-205,837	-552,659	-1,276,438	-1,597,329
QGTS	-1,310,299	-3,507,313	-7,197,728	-12,599,091	-214,709	-214,959	-317,321	-492,321	1,525,008	3,728,306	7,521,083	13,097,446

Trading values by nationality for the last Session

Nationality	Purchasing Value	Selling Value	Difference
Qataris	224.98	261.29	-36.30
GCC	29.24	12.50	16.74
Arab	61.32	52.59	8.73
Foreigners	169.72	158.89	10.83
Total	485.26	485.26	0.0

In million QAR

Trading by nationality for the last Session

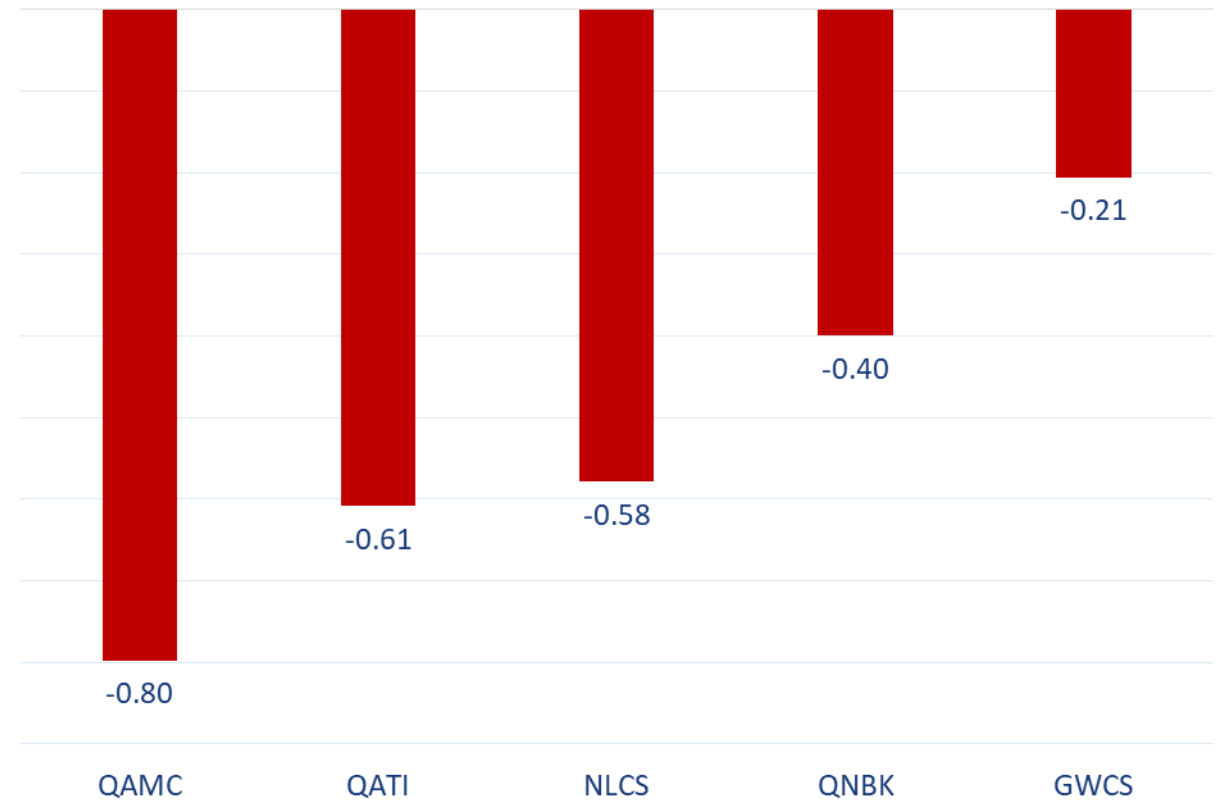
Nationality	Buy %	Sell %	Net
Qataris	46.36%	53.84%	-7.48%
GCC	6.03%	2.58%	3.45%
Arab	12.64%	10.84%	1.80%
Foreigners	34.97%	32.74%	2.23%

Top 5 Companies bought (net) by **Foreigners** in the last session



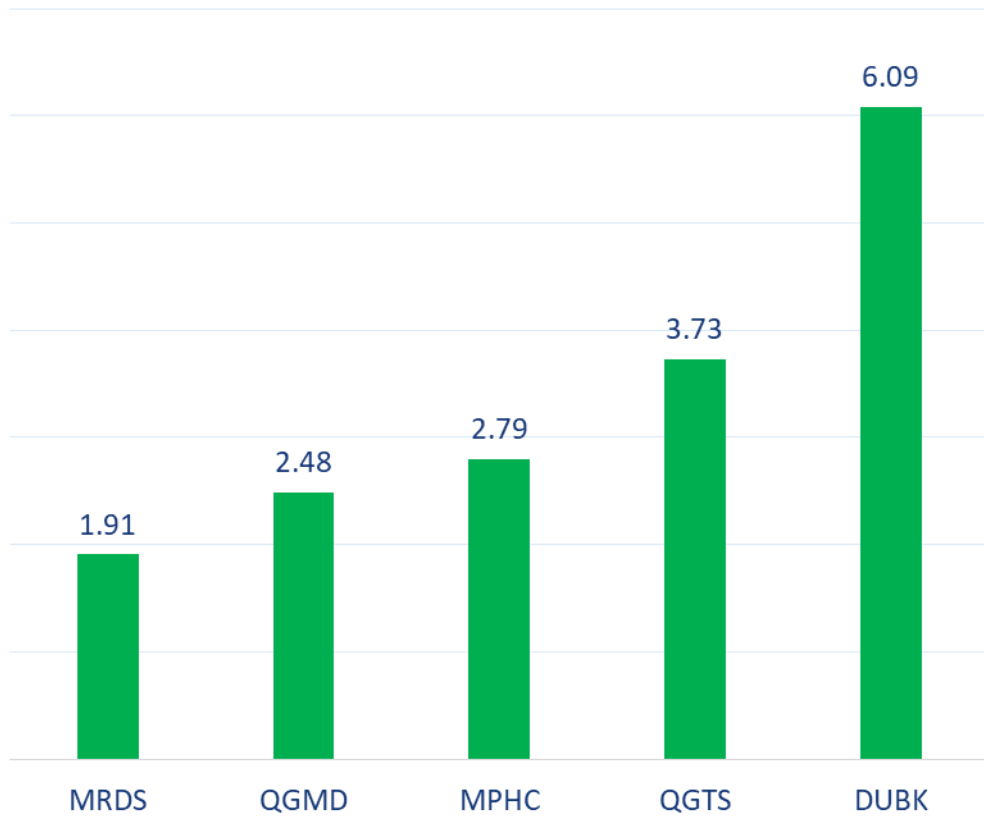
In million shares

Top 5 Companies sold (net) by **Foreigners** in the last session



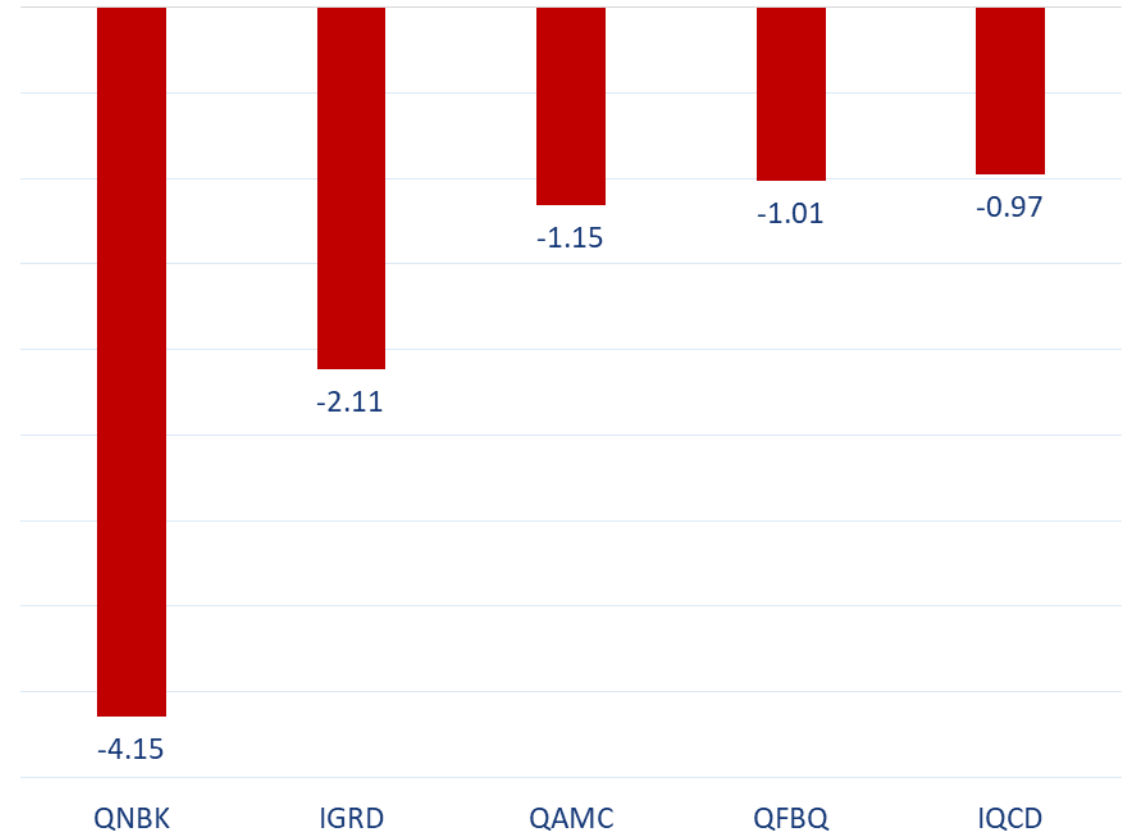
In million shares

Top 5 Companies bought (net) by **Foreigners** over the last week



In million shares

Top 5 Companies sold (net) by **Foreigners** over the last week



In million shares



The figures represent a change in the number of shares.

Daily Change: The net change between 26th and 20th Of April trading sessions

Change for the last 5 sessions: The total daily net change for the last 5 sessions.

Change for the last 10 sessions: The total daily net change for the last 10 sessions.

Change for the last 20 sessions: The total daily net change for the last 20 sessions.

DISCLAIMER:

The information contained was obtained from various public sources believed to be reliable, but we do not guarantee its accuracy. Wasata Financial Securities makes no representations or warranties (express or implied) regarding the data and information provided and Wasata Financial Securities does not represent that the information content of this document is complete, or free from any error, not misleading, or fit for any particular purpose. This report document provides general information only. Neither the information nor any opinion expressed constitutes an offer or an invitation to make an offer, to buy or sell any securities or other investment products related to such securities or investments.

This report document contained is subject to change without prior notice. Wasata assumes no responsibility to update the information in this report document.



Prepared by Financial Advisory Department


وساطة
WASATA
للأوراق المالية
FINANCIAL SECURITIES

+974 44498880

ramzi.qasmieh@Wasata.qa