



## Daily Report for Ownership Changes

4<sup>th</sup> of April 2023 Session

Company	Qatari					GCC					Foreigners				
	Daily Chg.	Last 5 Sessions Chg.	Last 10 Sessions Chg.	Last 20 Sessions Chg.	Last 40 Sessions chg.	Daily Chg.	Last 5 Sessions Chg.	Last 10 Sessions Chg.	Last 20 Sessions Chg.	Last 40 Sessions chg.	Daily Chg.	Last 5 Sessions Chg.	Last 10 Sessions Chg.	Last 20 Sessions Chg.	Last 40 Sessions chg.
QNBK	401,307	1,830,236	4,780,717	7,870,863	-20,905,308	-313,752	-1,014,588	-994,588	-878,203	-734,199	-87,555	-815,648	-3,786,129	-6,992,660	21,639,507
QIBK	-69,147	1,303,420	5,157,549	6,625,192	4,080,775	0	20,000	42,675	42,675	41,457	69,147	-1,323,420	-5,200,224	-6,667,867	-4,122,232
CBOK	150,064	2,106,881	5,736,308	-547,253	-3,654,611	0	32,498	95,333	95,183	92,582	-150,064	-2,139,379	-5,831,641	452,070	3,562,029
DHBK	-250,263	-3,577,771	-5,792,330	-1,405,237	-37,619,521	-72,919	-81,794	-71,194	-61,194	-205,277	323,182	3,659,565	5,863,524	1,466,431	37,824,798
ABQK	20,104	20,104	20,104	20,320	10,834	-20,104	-20,104	-20,104	-20,104	-20,104	0	0	0	-216	9,270
QTIK	-136,795	275,565	1,026,756	3,672,594	845,970	0	0	0	167	167	136,795	-275,565	-1,026,756	-3,672,761	-846,137
MARK	-312,047	-2,599,837	-2,160,887	15,956,309	-29,198,767	81,496	-86,668	-341,658	-638,036	-562,880	230,551	2,686,505	2,502,545	-15,318,273	29,761,647
DUBK	-1,080,660	-6,118,656	-13,808,656	-19,694,029	#N/A	36,117	-45,090	-39,109	-3,809	#N/A	1,044,543	6,163,746	13,847,765	19,697,838	#N/A
QFBQ	-959,578	-654,006	-661,087	4,674,474	2,067,057	0	-20,000	-766,421	-3,217,217	-3,293,692	959,578	674,006	1,427,508	-1,457,257	1,226,635
NLCS	-576,511	-648,593	559,528	-2,109,537	-3,323,274	0	0	-4,776	12,727	-298,499	576,511	648,593	-554,752	2,096,810	3,621,773
DBIS	294,622	908,801	52,453	2,933,156	-16,665,895	-5,886	-291,950	76,532	-1,436,890	90,768	-288,736	-616,851	-128,985	-1,496,266	16,575,127
OOIS	-105,292	-544,150	-779,001	-540,098	130,846	-12,181	17,819	17,819	885	-37,942	117,473	526,331	761,182	539,213	-92,904
IHGS	60,510	61,314	26,042	684,333	317,801	0	0	0	-1,692	200,000	-60,510	-61,314	-26,042	-682,641	-517,801
ZHCD	1,728	6,288	-2,961	-10,348	8,221	0	-6,920	-7,033	0	352	-1,728	632	9,994	10,348	-8,573
QGMD	-557,466	-1,715,538	207,970	-70,840	-1,040,408	-14,400	107,742	-52,481	221,639	617,295	571,866	1,607,796	-155,489	-150,799	423,113
SIIS	-76,335	-482,495	-428,687	-263,613	-558,487	0	-153,259	-280,437	-8,923	254,496	76,335	635,754	709,124	272,536	303,991
BLDN	-1,522,484	-1,702,211	-2,745,263	-562,780	-4,096,147	0	-23,232	-19,385	-33,477	-35,880	1,522,484	1,725,443	2,764,648	596,257	4,132,027
MCGS	65	19,965	81,442	62,044	218,512	0	0	-6,745	-6,745	-126,745	-65	-19,965	-74,697	-55,299	-91,767
OCFS	0	7,750	6,150	8,660	27,676	0	0	0	0	0	0	-7,750	-6,150	-8,660	-27,676
OFLS	-5,020	429,139	300,693	-221,646	-2,572,593	0	1,000	1,000	1,300	-659	5,020	-430,139	-301,693	220,346	2,573,252
WDAM	-11,370	-169,955	-1,165,595	-1,492,342	-1,346,045	0	0	0	-10	1,300	11,370	169,955	1,165,595	1,492,352	1,344,745
MCCS	37,642	-410,531	-483,989	-396,202	-127,882	0	0	13,894	39,601	-21,545	-37,642	410,531	470,095	356,601	149,427
MERS	-33,120	-146,536	-144,497	-151,538	-242,097	0	13,159	13,159	13,190	12,950	33,120	133,377	131,338	138,348	229,147
QIMD	5,831	-138,910	-157,294	-172,968	277,270	2,000	113,278	173,916	174,966	151,496	-7,831	25,632	-16,622	-1,998	-428,766
QNCD	-35,582	-45,451	-130,194	-137,514	-87,325	0	0	0	0	5,900	35,582	45,451	130,194	137,514	81,425

Company	Qatari					GCC					Foreigners				
	Daily Chg.	Last 5 Sessions Chg.	Last 10 Sessions Chg.	Last 20 Sessions Chg.	Last 40 Sessions chg.	Daily Chg.	Last 5 Sessions Chg.	Last 10 Sessions Chg.	Last 20 Sessions Chg.	Last 40 Sessions chg.	Daily Chg.	Last 5 Sessions Chg.	Last 10 Sessions Chg.	Last 20 Sessions Chg.	Last 40 Sessions chg.
IQCD	-773,723	1,010,113	-4,250,163	-7,589,640	-7,585,815	302	76,853	67,363	36,956	195,456	773,421	-1,086,966	4,182,800	7,552,684	7,390,359
OIGD	301,404	944,663	-1,878,155	-2,459,255	-7,543,676	-3,576	-820	596,370	1,150,288	766,162	-297,828	-943,843	1,281,785	1,308,967	6,777,514
QEWS	-238,206	-130,958	-612,274	-1,291,080	-2,338,293	0	0	0	-130	1,870	238,206	130,958	612,274	1,291,210	2,336,423
AHCS	27,338	75,355	124,542	-507,135	-844,949	0	0	0	-91,491	57,035	-27,338	-75,355	-124,542	598,626	787,914
GISS	-1,646,429	574,324	816,993	781,913	6,457,296	0	46,640	-135,071	-57,898	-208,164	1,646,429	-620,964	-681,922	-724,015	-6,249,132
MPHC	1,538,807	420,439	1,714,330	2,994,426	-973,623	0	35,706	38,706	38,148	-9,090	-1,538,807	-456,145	-1,753,036	-3,032,574	982,713
IGRD	3,364,086	13,459,629	28,033,351	38,097,964	29,966,340	-102,284	36,216	-473,160	-619,673	-579,199	-3,261,802	-13,495,845	-27,560,191	-37,478,291	-29,387,141
QAMC	1,435,135	8,265,744	11,533,065	28,258,235	24,546,546	13,750	-102,909	-38,394	186,713	-545,561	-1,448,885	-8,162,835	-11,494,671	-28,444,948	-24,000,985
QATI	139,323	4,596,035	7,559,227	35,182,838	-9,136,031	-2,933	-2,933	-4,468	95,532	75,532	-136,390	-4,593,102	-7,554,759	-35,278,370	9,060,499
DOHI	12,099	46,131	46,181	60,800	-221,448	-19,999	-19,999	-19,999	-19,999	-19,999	7,900	-26,132	-26,182	-40,801	241,447
OGRI	2,842	-146,772	-28,732	-115,840	-339,350	0	0	2,447	2,447	20,220	-2,842	146,772	26,285	113,393	319,130
AKHI	89,997	129,334	-36,241	725,218	287,067	0	0	0	211	211	-89,997	-129,334	36,241	-725,429	-287,278
QISI	-3,500	-34	-16,090	-15,962	512	0	0	0	0	0	3,500	34	16,090	15,962	-512
BEMA	0	2,077	-31,638	-23,720	29,253	0	1,748	1,398	1,398	1,398	0	-3,825	30,240	22,322	-30,651
OLMI	22,050	13,627	79,029	67,032	39,726	0	0	0	0	0	-22,050	-13,627	-79,029	-67,032	-39,726
UDCD	75,227	1,582,235	960,678	3,922,903	-3,730,636	29,800	0	0	-50,000	100,820	-105,027	-1,582,235	-960,678	-3,872,903	3,629,816
BRES	-570,660	1,603,659	3,357,331	2,510,072	-55,869,998	0	-44,704	-41,431	35,364	23,233	570,660	-1,558,955	-3,315,900	-2,545,436	55,846,765
ERES	717,593	-1,505,364	-67,614	4,166,165	9,331,471	110,000	67,949	-112,054	66,860	-247,152	-827,593	1,437,415	179,668	-4,233,025	-9,084,319
MRDS	-2,165,463	-746,834	-1,849,155	-3,414,167	-5,764,353	0	0	-215,844	-341,311	-266,439	2,165,463	746,834	2,064,999	3,755,478	6,030,792
ORDS	15,958	-784,737	217,065	-2,145,193	-1,353,169	-4,000	-14,203	-54,203	-54,203	-61,097	-10,184	798,940	-162,862	2,199,396	1,414,266
VFOS	69,772	-642,959	-2,728,040	-6,253,282	-7,252,599	-19,800	-49,028	-129,000	-190,681	-1,542,688	-49,972	691,987	2,857,040	6,443,963	8,795,287
QNNS	-260,867	-1,808,666	-2,392,933	-6,449,753	-24,006,446	0	0	-5	10,995	11,000	260,867	1,808,666	2,392,938	6,438,758	23,995,446
GWCS	34,893	99,058	88,851	1,659,198	3,169,905	0	0	0	122	-50,534	-34,893	-99,058	-88,851	-1,659,320	-3,119,371
OGTS	-1,149,407	-787,166	-3,853,088	-8,380,312	-17,979,675	-95,900	-125,000	-245,010	-378,653	-1,094,518	1,245,307	912,166	4,098,098	8,758,965	19,074,193

## Trading values by nationality for the last Session

Nationality	Purchasing Value	Selling Value	Difference
Qataris	286.89	305.11	-18.22
GCC	28.43	13.01	15.42
Arab	47.31	58.85	-11.54
Foreigners	93.94	79.60	14.34
Total	456.57	456.57	0.00

In million QAR

## Trading by nationality for the last Session

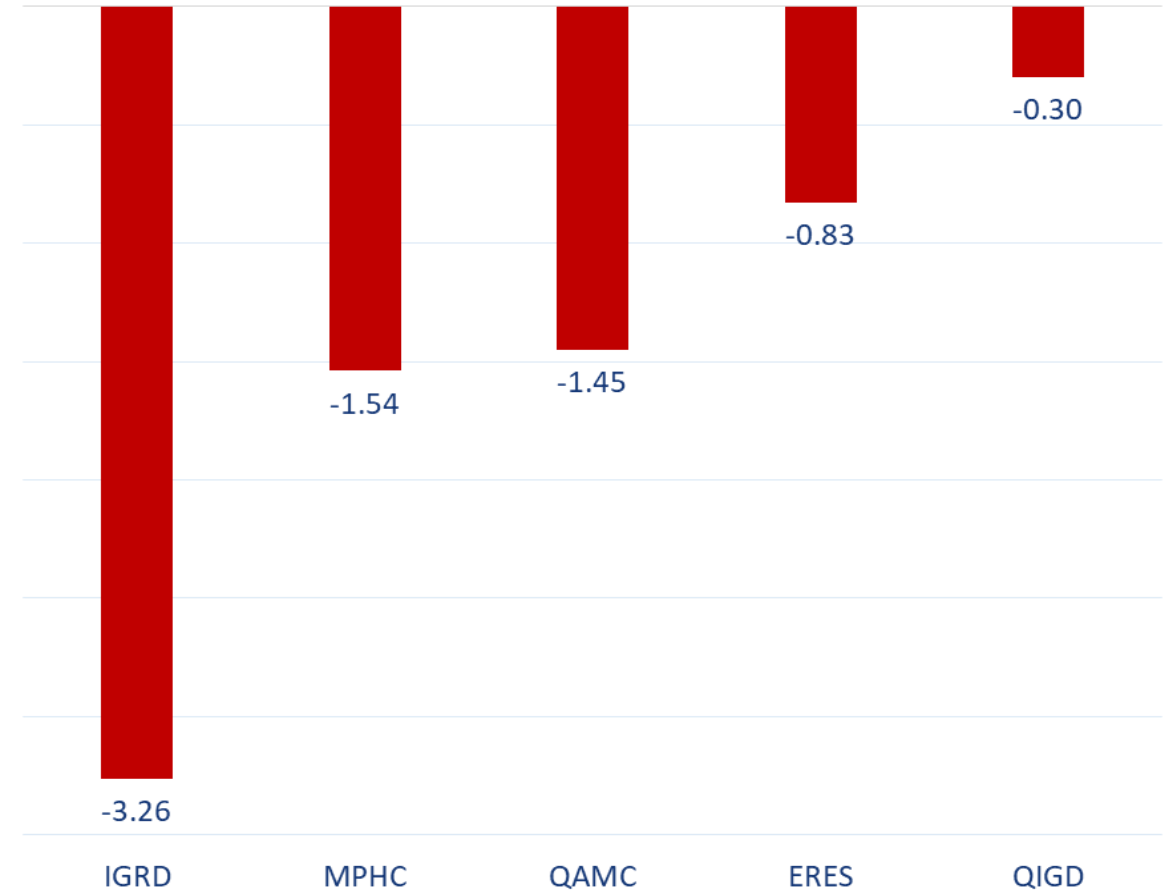
Nationality	Buy %	Sell %	Net
Qataris	62.84%	66.83%	-3.99%
GCC	6.23%	2.85%	3.38%
Arab	10.36%	12.89%	-2.53%
Foreigners	20.58%	17.43%	3.14%

Top 5 Companies bought (net) by **Foreigners** in the last session



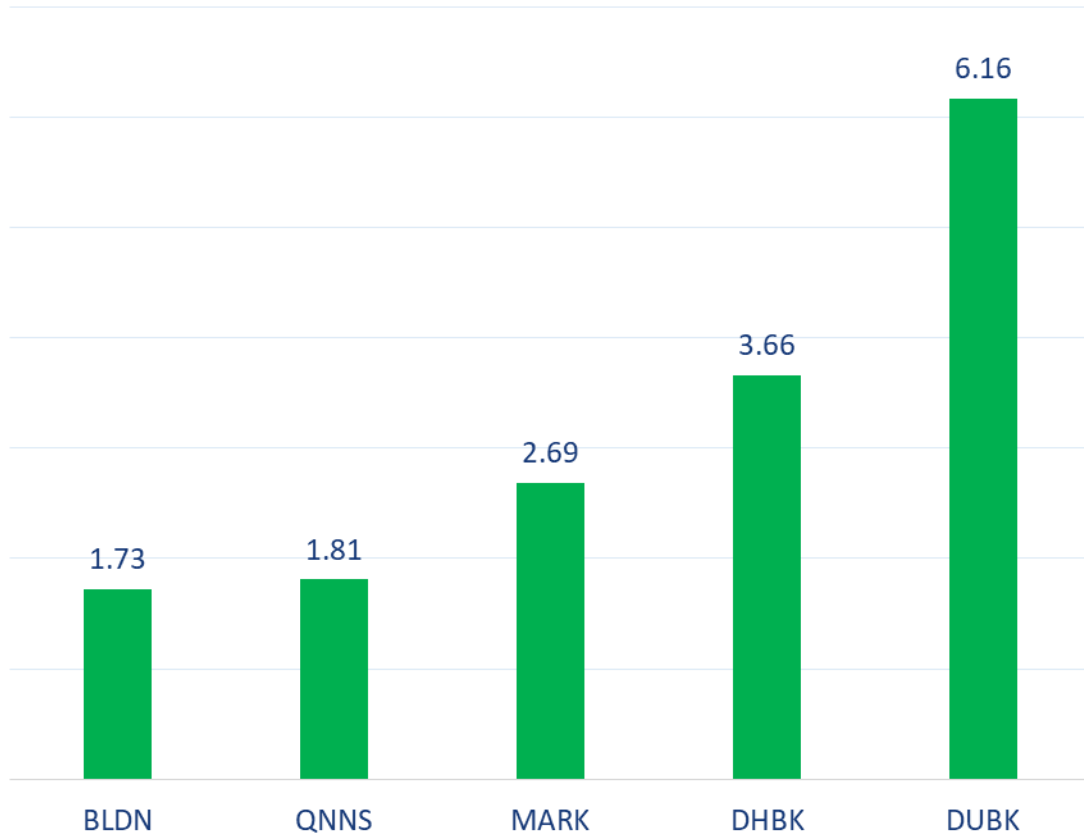
In million shares

Top 5 Companies sold (net) by **Foreigners** in the last session



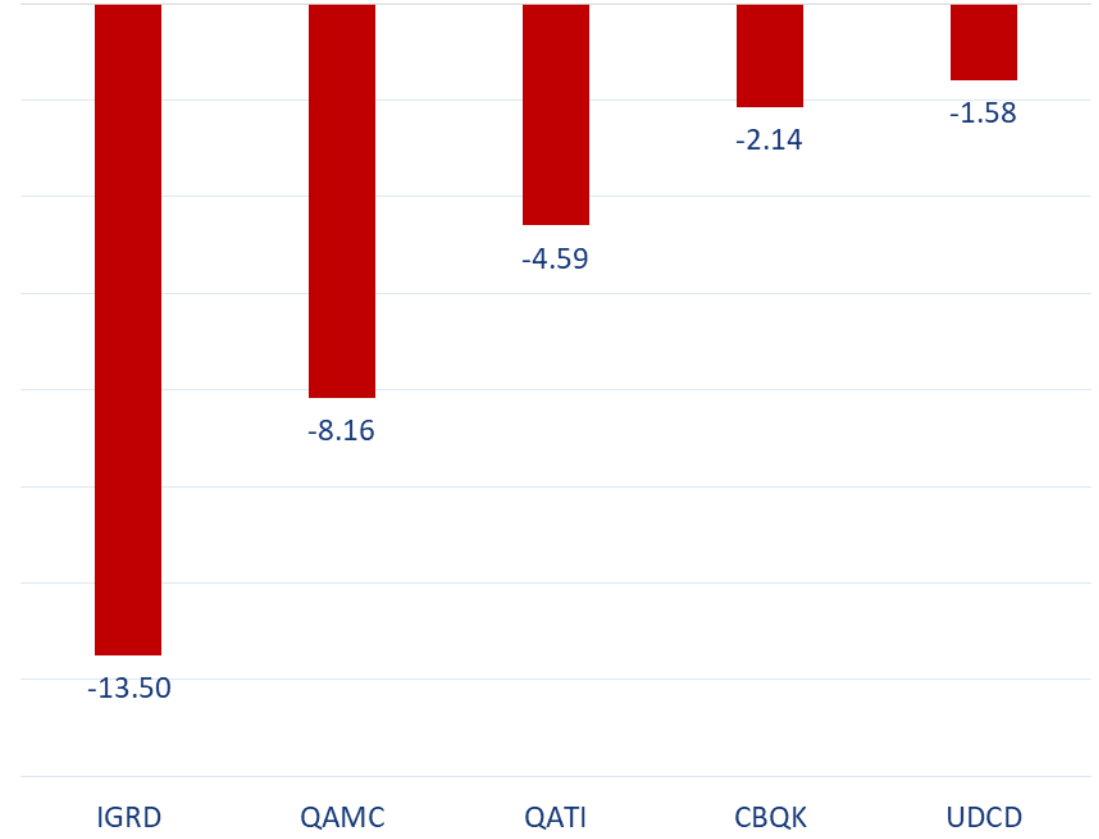
In million shares

Top 5 Companies bought (net) by **Foreigners** over the last week



In million shares

Top 5 Companies sold (net) by **Foreigners** over the last week



In million shares



The figures represent a change in the number of shares.

Daily Change: The net change between 4<sup>th</sup> and 3<sup>rd</sup> Of April trading sessions

Change for the last 5 sessions: The total daily net change for the last 5 sessions.

Change for the last 10 sessions: The total daily net change for the last 10 sessions.

Change for the last 20 sessions: The total daily net change for the last 20 sessions.

## **DISCLAIMER:**

The information contained was obtained from various public sources believed to be reliable, but we do not guarantee its accuracy. Wasata Financial Securities makes no representations or warranties (express or implied) regarding the data and information provided and Wasata Financial Securities does not represent that the information content of this document is complete, or free from any error, not misleading, or fit for any particular purpose. This report document provides general information only. Neither the information nor any opinion expressed constitutes an offer or an invitation to make an offer, to buy or sell any securities or other investment products related to such securities or investments.

This report document contained is subject to change without prior notice. Wasata assumes no responsibility to update the information in this report document.





Prepared by Financial Advisory Department

  
وساطة  
WASATA  
للأوراق المالية  
FINANCIAL SECURITIES

+974 44498880

[ramzi.qasmieh@Wasata.qa](mailto:ramzi.qasmieh@Wasata.qa)