



## Daily Report for Ownership Changes

5<sup>th</sup> of April 2023 Session

5-Apr

Company	Qatari					GCC					Foreigners				
	Daily Chg.	Last 5 Sessions Chg.	Last 10 Sessions Chg.	Last 20 Sessions Chg.	Last 40 Sessions chg.	Daily Chg.	Last 5 Sessions Chg.	Last 10 Sessions Chg.	Last 20 Sessions Chg.	Last 40 Sessions chg.	Daily Chg.	Last 5 Sessions Chg.	Last 10 Sessions Chg.	Last 20 Sessions Chg.	Last 40 Sessions chg.
QNBK	257,145	1,485,190	4,486,182	8,070,111	-21,166,695	0	-1,014,588	-994,588	-878,203	-735,199	-257,145	-470,602	-3,491,594	-7,191,908	21,901,894
QIBK	-120,830	50,444	4,749,718	6,991,733	3,695,608	0	0	42,675	41,161	41,457	120,830	-50,444	-4,792,393	-7,032,894	-3,769,905
CBQK	4,266	608,944	4,587,110	-277,716	-3,364,127	0	0	95,333	95,333	92,582	-4,266	-608,944	-4,682,443	182,383	3,271,545
DHBK	-546,766	-2,693,560	-6,297,777	-1,526,901	-38,225,844	0	-52,487	-78,194	-61,194	-255,740	546,766	2,746,047	6,375,971	1,588,095	38,481,584
ABQK	0	20,104	20,104	20,320	10,834	0	-20,104	-20,104	-20,104	-20,104	0	0	0	-216	9,270
QIJK	-124,538	80,686	518,983	3,616,258	942,795	0	0	0	167	167	124,538	-80,686	-518,983	-3,616,425	-942,962
MARK	-1,384,465	567,190	-4,769,276	13,762,316	-29,176,437	-1,410	-130,091	-340,248	-690,992	-522,730	1,385,875	-437,099	5,109,524	-13,071,324	29,699,167
DUBK	-1,436,344	-4,839,840	-13,203,160	-19,857,278	#N/A	0	19,719	-41,659	-9,909	#N/A	1,436,344	4,820,121	13,244,819	19,867,187	#N/A
QFBQ	-72,889	-2,439,149	-399,437	4,710,332	2,715,031	0	0	-765,121	-3,217,217	-3,293,692	72,889	2,439,149	1,164,558	-1,493,115	578,661
NLCS	1,137,470	-33,790	401,909	-1,376,517	-2,276,410	29,000	29,000	24,224	41,727	-269,499	-1,166,470	4,790	-426,133	1,334,790	2,545,909
DBIS	-667,480	679,494	723,372	2,337,071	-17,521,503	-100,418	-234,386	-459,052	-1,531,588	-34,715	767,898	-445,108	-264,320	-805,483	17,556,218
QOIS	87,232	-170,137	-1,001,657	-343,612	251,251	0	-12,181	17,819	-8,280	-33,942	-87,232	182,318	983,838	351,892	-217,309
IHGS	-198,677	-89,533	-193,911	489,898	-207,818	0	0	0	-1,692	200,000	198,677	89,533	193,911	-488,206	7,818
ZHCD	-7,795	-8,427	-11,656	-17,662	1,726	0	0	-7,033	0	352	7,795	8,427	18,689	17,662	-2,078
QGMD	-697,471	-2,522,683	-351,436	-1,251,874	-2,397,387	-14,247	92,662	-48,017	207,862	603,048	711,718	2,430,021	399,453	1,044,012	1,794,339
SIIS	-3,394,597	-3,616,191	-3,438,428	-3,700,859	-3,388,393	8,971	-124,288	-271,466	-3,951	261,868	3,385,626	3,740,479	3,709,894	3,704,810	3,126,525
BLDN	586,098	91,816	-2,087,225	-1,102,153	-3,436,676	0	0	15,000	-33,477	-35,880	-586,098	-91,816	2,072,225	1,135,630	3,391,076
MCGS	29,002	70,438	107,045	81,046	218,984	0	0	-6,745	-6,745	-126,745	-29,002	-70,438	-100,300	-74,301	-94,367
QCFS	-2,690	5,060	3,460	6,070	24,486	0	0	0	0	0	2,690	-5,060	-3,460	-6,070	-24,486
QFLS	112,363	401,919	436,446	-122,198	-2,252,629	0	1,000	1,000	1,300	-659	-112,363	-402,919	-437,446	120,898	2,253,288
WDAM	94,732	-72,000	-1,058,272	-1,286,302	-1,224,127	0	0	0	0	1,300	-94,732	72,000	1,058,272	1,286,302	1,222,827
MCCS	167,069	285,798	106,310	-317,063	52,009	0	-20,398	0	39,601	-22,618	-167,069	-265,400	-106,310	277,462	-29,391
MERS	-81,902	-211,649	-222,538	-260,926	-323,974	5,000	18,159	18,159	18,190	17,950	76,902	193,490	204,379	242,736	304,744
QIMD	43,725	-7,232	-113,564	-130,155	339,151	15,754	89,043	189,615	190,720	167,250	-59,479	-81,811	-76,051	-60,565	-513,181
QNCD	30,475	-23,271	-78,385	-94,264	-80,932	0	0	0	0	5,900	-30,475	23,271	78,385	94,264	70,012

											5-Apr				
Company	Qatari					GCC					Foreigners				
	Daily Chg.	Last 5 Sessions Chg.	Last 10 Sessions Chg.	Last 20 Sessions Chg.	Last 40 Sessions chg.	Daily Chg.	Last 5 Sessions Chg.	Last 10 Sessions Chg.	Last 20 Sessions Chg.	Last 40 Sessions chg.	Daily Chg.	Last 5 Sessions Chg.	Last 10 Sessions Chg.	Last 20 Sessions Chg.	Last 40 Sessions chg.
IQCD	-95,056	397,011	-2,442,560	-7,416,839	-6,551,709	0	78,053	75,363	37,036	169,586	95,056	-475,064	2,367,197	7,379,803	6,348,312
QIGD	442,777	940,814	-1,223,243	-1,521,862	-7,145,156	5,000	4,180	603,905	618,603	751,162	-447,777	-944,994	619,338	903,259	6,381,394
QEWS	53,527	-54,653	-344,966	-1,369,202	-2,351,027	0	0	0	0	1,870	-53,527	54,653	344,966	1,369,202	2,338,431
AHCS	13,258	-292,597	101,958	-294,153	-845,052	0	0	0	-91,491	67,035	-13,258	292,597	-101,958	385,644	778,017
GISS	317,492	-311,086	1,237,546	1,718,637	6,339,539	0	-88,591	-106,571	-67,482	-208,164	-317,492	399,677	-1,130,975	-1,651,155	-6,131,375
MPHC	87,341	-138,137	1,793,280	3,337,280	-323,839	0	-3,000	38,706	39,744	-9,090	-87,341	141,137	-1,831,986	-3,377,024	332,929
IGRD	1,872,500	12,851,631	30,011,809	40,523,356	32,066,877	0	85,016	-478,457	-613,923	-573,477	-1,872,500	-12,936,647	-29,533,352	-39,909,433	-31,493,400
QAMC	-1,117,250	3,815,688	8,412,790	27,483,616	20,716,644	4,027	55,118	-52,009	125,740	-360,354	1,113,223	-3,870,806	-8,360,781	-27,609,356	-20,356,290
QATI	149,105	3,375,054	7,430,007	35,466,289	-8,924,540	0	-2,933	-2,933	45,532	75,532	-149,105	-3,372,121	-7,427,074	-35,511,821	8,849,008
DOHI	32,157	47,586	78,338	90,457	-141,588	-38,339	-58,338	-58,338	-58,338	-58,338	6,182	10,752	-20,000	-32,119	199,926
QGRI	10,000	-42,710	-52,878	-85,840	-294,350	0	0	2,447	2,447	20,220	-10,000	42,710	50,431	83,393	274,130
AKHI	175,606	316,821	245,541	842,716	353,058	14,408	14,408	14,408	14,619	7,369	-190,014	-331,229	-259,949	-857,335	-360,427
QISI	0	1,270	12,936	-15,962	1,012	0	0	0	0	0	0	-1,270	-12,936	15,962	-1,012
BEMA	0	2,077	-30,139	-25,728	24,253	0	1,748	1,398	1,398	1,398	0	-3,825	28,741	24,330	-25,651
QLMI	19,684	33,661	36,379	136,542	59,410	0	0	0	0	0	-19,684	-33,661	-36,379	-136,542	-59,410
UDCD	-435,199	977,092	-126,813	3,181,474	-4,229,112	-50	-50	-50	-34,794	100,470	435,249	-977,042	126,863	-3,146,680	4,128,642
BRES	433,715	2,041,555	3,614,627	2,808,812	-55,376,870	33,498	-43,447	-7,933	69,012	39,501	-467,213	-1,998,108	-3,606,694	-2,877,824	55,294,303
ERES	840,805	1,236,060	-159,132	5,227,349	9,068,876	-36,400	31,549	-88,576	10,289	-283,552	-804,405	-1,267,609	247,708	-5,237,638	-8,785,324
MRDS	-1,529,480	-2,965,836	-5,630,361	-4,589,625	-5,579,583	0	0	-89,644	-341,311	-266,439	1,529,480	2,965,836	5,720,005	4,930,936	5,846,022
ORDS	-29,969	-741,572	-103,387	-1,379,169	-1,188,422	0	-8,000	-34,203	-54,203	-61,097	29,969	749,572	126,806	1,433,372	1,249,519
VFQS	624,948	-374,118	-1,522,728	-5,522,117	-6,578,418	0	11,870	-129,000	-139,000	-1,542,688	-624,948	362,248	1,651,728	5,661,117	7,984,150
QNNS	-631,843	-2,110,001	-2,931,676	-5,233,265	-24,675,189	0	0	0	-5	11,000	631,843	2,110,001	2,931,676	5,233,270	24,624,029
GWCS	-65,813	41,251	21,429	-66,613	3,059,038	0	0	0	122	-50,534	65,813	-41,251	-21,429	66,491	-3,013,764
QGTS	-1,602,169	-1,823,773	-4,939,046	-10,116,637	-19,099,924	-50,000	-175,000	-295,010	-428,777	-1,140,518	1,652,169	1,998,773	5,234,056	10,545,414	20,240,442

## Trading values by nationality for the last Session

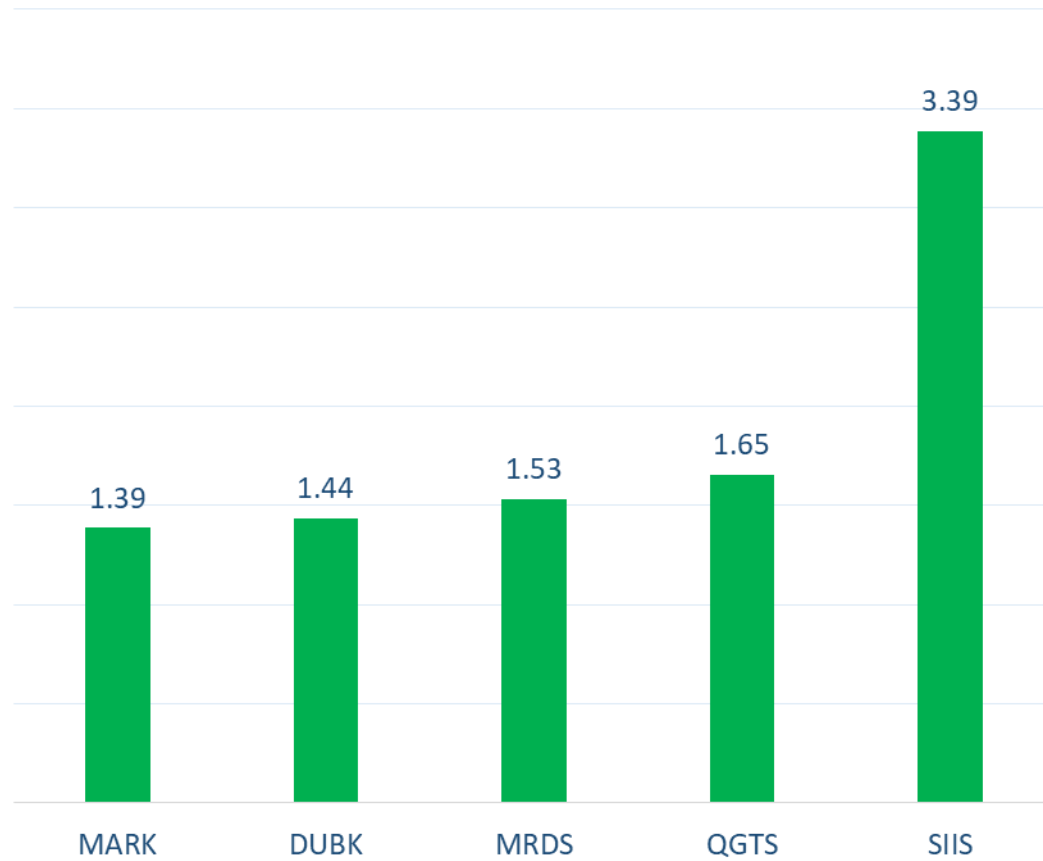
Nationality	Purchasing Value	Selling Value	Difference
Qataris	212.33	227.90	-15.57
GCC	15.45	1.87	13.58
Arab	47.68	47.14	0.54
Foreigners	61.18	59.73	1.45
Total	336.64	336.64	0.00

In million QAR

## Trading by nationality for the last Session

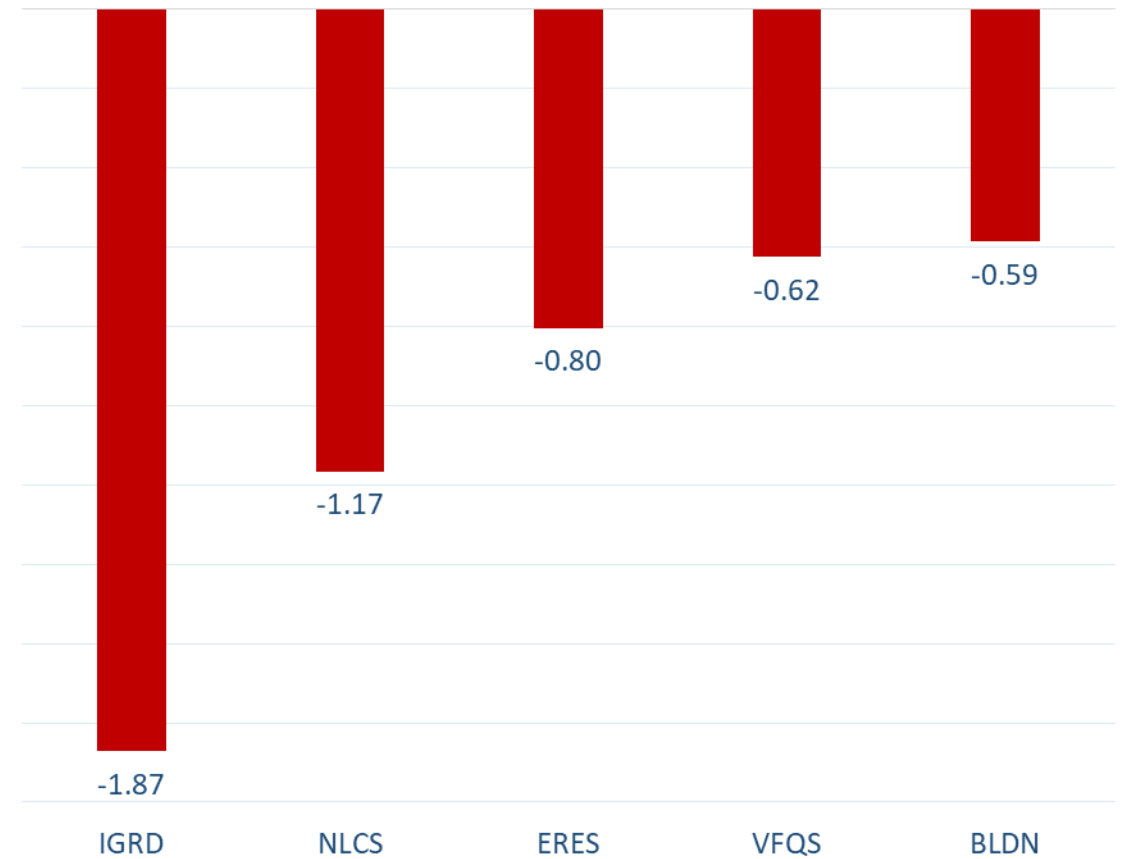
Nationality	Buy %	Sell %	Net
Qataris	63.08%	67.70%	-4.62%
GCC	4.59%	0.56%	4.04%
Arab	14.16%	14.00%	0.16%
Foreigners	18.17%	17.74%	0.43%

### Top 5 Companies bought (net) by **Foreigners** in the last session



In million shares

### Top 5 Companies sold (net) by **Foreigners** in the last session



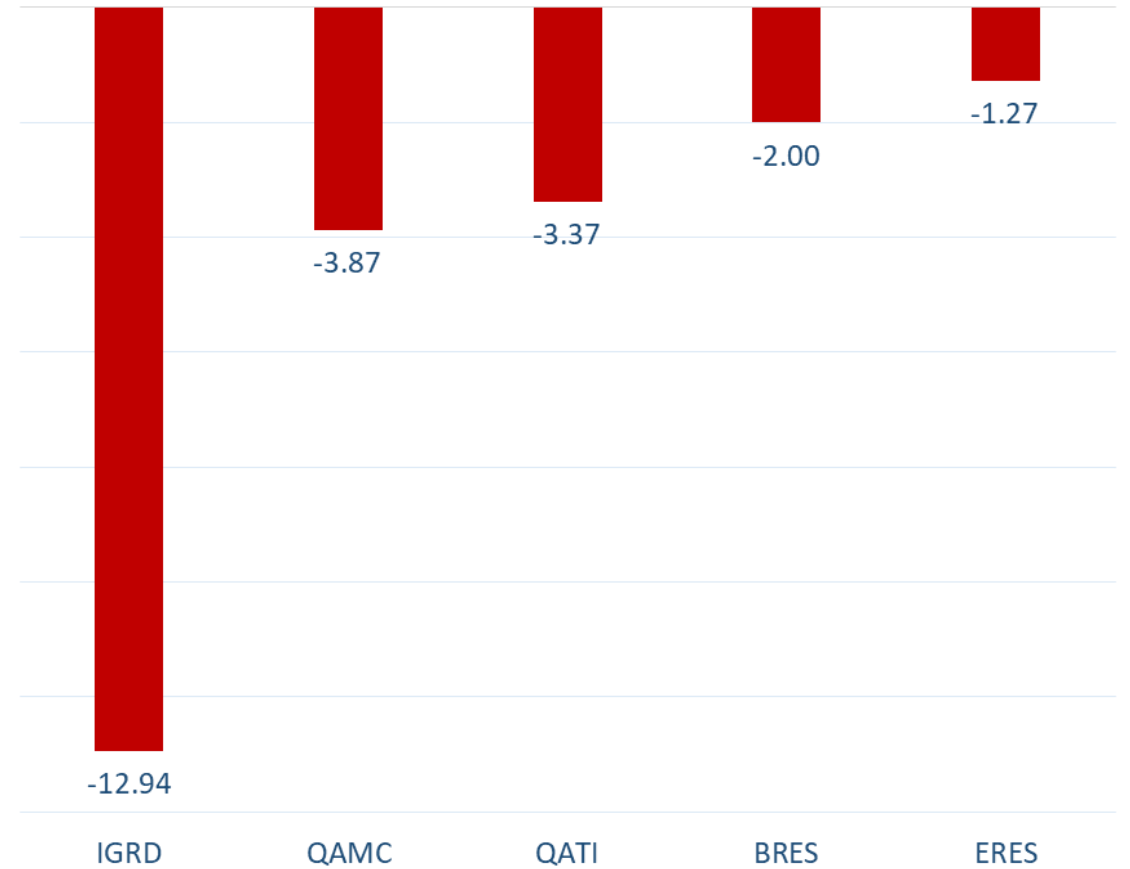
In million shares

Top 5 Companies bought (net) by **Foreigners** over the last week



In million shares

Top 5 Companies sold (net) by **Foreigners** over the last week



In million shares



The figures represent a change in the number of shares.

Daily Change: The net change between 5<sup>th</sup> and 4<sup>th</sup> Of April trading sessions

Change for the last 5 sessions: The total daily net change for the last 5 sessions.

Change for the last 10 sessions: The total daily net change for the last 10 sessions.

Change for the last 20 sessions: The total daily net change for the last 20 sessions.

## **DISCLAIMER:**

The information contained was obtained from various public sources believed to be reliable, but we do not guarantee its accuracy. Wasata Financial Securities makes no representations or warranties (express or implied) regarding the data and information provided and Wasata Financial Securities does not represent that the information content of this document is complete, or free from any error, not misleading, or fit for any particular purpose. This report document provides general information only. Neither the information nor any opinion expressed constitutes an offer or an invitation to make an offer, to buy or sell any securities or other investment products related to such securities or investments.

This report document contained is subject to change without prior notice. Wasata assumes no responsibility to update the information in this report document.





Prepared by Financial Advisory Department

  
للأوراق المالية  
FINANCIAL SECURITIES

+974 44498880

[ramzi.qasmieh@Wasata.qa](mailto:ramzi.qasmieh@Wasata.qa)