



## Daily Report for Ownership Changes

11<sup>th</sup> of My 2023 Session

Company									11-May			
	Qatari				GCC				Foreigners			
	Daily Chg.	Last 5 Sessions Chg.	Last 10 Sessions Chg.	Last 20 Sessions Chg.	Daily Chg.	Last 5 Sessions Chg.	Last 10 Sessions Chg.	Last 20 Sessions Chg.	Daily Chg.	Last 5 Sessions Chg.	Last 10 Sessions Chg.	Last 20 Sessions Chg.
QNBK	203,530	-1,101,302	-4,706,192	4,232	13,000	-128,795	-331,298	-169,142	-216,530	1,230,097	5,037,490	164,910
QIBK	278,040	-1,118,579	-840,670	933,295	10,128	102,246	94,039	100,767	-288,168	1,016,333	746,631	-1,034,062
CBQK	528,348	-517,262	-5,707,856	-7,353,710	1,850	-14,528	-14,528	-32,763	-530,198	531,790	5,722,384	7,386,473
DHBK	-1,271,000	-4,271,257	-2,902,106	-2,511,754	0	255,521	98,512	241,431	1,271,000	4,015,736	2,803,594	2,270,323
ABQK	0	-29,621	-29,521	-32,521	0	0	0	0	0	29,621	29,521	32,521
QIIK	71,355	-403,391	-1,031,639	-1,489,886	0	9,820	9,820	20,651	-71,355	393,571	1,021,819	1,469,235
MARK	-2,321,961	-12,649,423	-19,812,905	-19,731,553	181,809	-1,092,770	-1,084,530	-1,253,503	2,140,152	13,742,193	20,897,435	20,985,056
DUBK	-3,234,989	-11,553,118	-15,707,142	-26,014,572	-4,684	-88,723	-93,496	-16,855	3,239,673	11,641,841	15,800,638	26,031,427
QFBO	-122,945	1,614,384	2,723,062	3,277,705	0	0	-10,000	42,897	122,945	-1,614,384	-2,713,062	-3,320,602
NLCS	616,601	3,203,754	3,172,618	1,389,179	-15,191	-75,599	-199,804	-220,405	-601,410	-3,128,155	-2,972,814	-1,168,774
DBIS	281,415	1,187,606	764,329	1,819,165	-61,411	-400,089	-313,133	-365,593	-220,004	-787,517	-451,196	-1,453,572
OOIS	-74,280	733,306	1,496,623	2,049,078	-54,562	85,998	19,400	129,400	128,842	-819,304	-1,516,023	-2,178,478
IHGS	271,909	33,474	78,691	936,230	-10,720	0	0	809	-261,189	-33,474	-78,691	-937,039
ZHCD	0	12,803	15,296	560,552	0	-23,891	0	29,993	0	11,088	-15,296	-590,545
QGMD	-1,075,619	11,321,045	15,001,296	11,819,998	399,189	275,562	197,166	497,681	676,430	-11,596,607	-15,198,462	-12,317,679
SIIS	-304,447	2,992,089	3,052,253	1,419,075	132,063	-422,955	85,705	160,898	172,384	-2,569,134	-3,137,958	-1,579,973
BLDN	-102,113	2,473,570	5,728,857	6,056,419	0	39,373	88,344	88,609	102,113	-2,512,943	-5,817,201	-6,145,028
MCGS	-5,831	217,865	125,002	-4,804	0	-4,000	-4,000	-5,194	5,831	-213,865	-121,002	9,998
QCFS	0	0	24,920	24,920	0	0	0	0	0	0	-24,920	-24,920
QFLS	-8,539	-375,433	-1,206,200	-1,009,551	-1,890	-1,890	-1,890	1,163	10,429	311,866	1,208,090	1,008,388
WDAM	350,683	-118,886	496,623	362,752	0	0	637	-3,933	-350,683	118,886	-497,260	-358,819
MCCS	397,363	-722,908	-701,120	-1,227,666	-73,216	9,812	9,812	59,812	-324,147	713,096	691,308	1,167,854
MERS	-8,654	-13,269	-11,261	-294,056	0	1,073	-12,837	-9,579	8,654	12,196	24,098	303,635
QIMD	-18,743	-85,588	-99,742	-20,616	18,243	18,243	14,940	18,006	500	67,345	84,802	2,610
QNCD	-13,717	14,121	148,927	-169,569	0	99,960	105,078	205,491	13,717	-114,081	-254,005	-35,922

Company									11-May			
	Qatari				GCC				Foreigners			
	Daily Chg.	Last 5 Sessions Chg.	Last 10 Sessions Chg.	Last 20 Sessions Chg.	Daily Chg.	Last 5 Sessions Chg.	Last 10 Sessions Chg.	Last 20 Sessions Chg.	Daily Chg.	Last 5 Sessions Chg.	Last 10 Sessions Chg.	Last 20 Sessions Chg.
IQCD	-906,404	-929,080	-6,626,856	-8,772,510	0	-146,105	-297,541	-171,103	906,404	1,075,185	6,924,397	8,943,613
QIGD	428,708	-1,012,557	-769,821	85,613	0	-39,682	-63,873	-27,241	-428,708	1,052,239	833,694	-58,372
QEWS	-29,081	-550,962	-1,824,964	-2,511,145	0	0	-1,000	581	29,081	550,962	1,825,964	2,510,564
AHCS	-66,200	-78,962	-204,681	-423,900	-16,604	-44,584	-6,770	108,814	82,804	123,546	211,451	315,086
GISS	-782,734	-853,634	-3,658,062	-5,080,734	0	-48,021	42,845	-59,690	782,734	901,655	3,615,217	5,140,424
MPHC	-1,218,685	-5,247,405	-9,098,432	-10,118,240	-2,200	-2,200	63,176	30,203	1,220,885	5,249,605	9,035,256	10,088,037
IGRD	2,214,577	-380,856	-4,655,996	4,514,219	9,300	10,027	15,027	65,836	-2,223,877	370,829	4,640,969	-4,580,055
QAMC	-346,308	846,452	420,804	5,806,284	10,233	-421,761	-823,998	-590,972	336,075	-424,691	403,194	-5,215,312
QATI	3,537,764	6,741,107	7,300,872	8,695,433	0	-23,020	-23,020	-134,131	-3,537,764	-6,718,087	-7,277,852	-8,561,302
DOHI	5,750	-324,132	-605,756	-603,779	-1,650	-51,650	-51,650	-51,650	-4,100	375,782	657,406	655,429
QGRI	71,844	153,414	194,336	260,666	-35,500	-35,500	-35,400	-34,376	-36,344	-117,914	-158,936	-226,290
AKHI	56,132	513,641	-21,602	-246,739	-15,000	15,000	15,380	-103,046	-41,132	-528,641	6,222	349,785
QISI	3,300	-85,841	-40,899	100,033	0	0	0	265	-3,300	85,841	40,899	-100,298
BEMA	2,300	2,320	3,623	44,486	0	0	0	-703	-2,300	-2,320	-3,623	-43,783
QLMI	1,120	-6,684	1,858	7,050	0	0	0	0	-1,120	6,684	-1,858	-7,050
UDCD	-2,223,975	-3,476,027	-4,430,178	-4,991,937	0	-20,000	-20,000	-16,463	2,223,975	3,496,027	4,450,178	5,008,400
BRES	-921,112	-3,704,534	-9,305,610	-10,704,451	0	-27,014	-31,581	-129,572	921,112	3,731,548	9,337,191	10,834,023
ERES	859,693	-61,945	4,056,674	6,375,814	77,715	-267,285	-553,004	-768,166	-937,408	329,230	-3,503,670	-5,607,648
MRDS	2,461,340	6,093,575	8,510,096	2,075,116	-84,074	119,177	-356,890	-115,236	-2,377,266	-6,212,752	-8,153,206	-1,959,880
ORDS	-448,549	-852,366	-6,118,253	-7,025,309	0	-232,552	-254,642	-265,666	448,549	1,084,918	6,372,895	7,290,975
VFQS	41,204	-8,365,690	-11,242,757	-10,801,054	0	-123,249	-566,465	-570,204	-41,204	8,488,939	11,809,222	11,371,258
QNNS	-339,878	-135,797	-539,062	-2,059,502	0	0	-15,000	-14,827	339,878	135,797	554,062	2,074,329
GWCS	397,348	-142,360	-292,733	-990,034	0	21,045	8,740	21,107	-397,348	121,315	283,993	968,927
QGTS	-873,622	-8,868,724	-17,631,131	-26,676,113	-71,330	-438,653	-578,293	-945,512	944,952	9,307,377	18,209,424	27,621,625

## Insider Traders For the Last Week

الشركة	شراء	بيع	الصافي
IGRD	4,524,021	0	4,524,021
GISS	2,189,648	70,649	2,118,999
QATI	1,416,237	0	1,416,237
QGMD	1,315,000	0	1,315,000
BLDN	800,000	0	800,000
DHBK	100,000	0	100,000
MPHC	150,000	100,000	50,000
QFBQ	50,000	0	50,000
MKDM	299,627	261,166	38,461
QIMD	0	952	-952
QEWS	0	1,058	-1,058
QGRI	0	40,000	-40,000
IHGS	54,417	105,000	-50,583
VFQS	724,261	812,000	-87,739
IQCD	0	162,982	-162,982
QNNS	0	244,684	-244,684
CBQK	0	400,000	-400,000
QGTS	0	692,176	-692,176
MARK	0	875,147	-875,147
NLCS	0	2,105,000	-2,105,000
UDCD	10,000	2,446,854	-2,436,854

## Trading Value by nationality for the past week

Nationality	Purchasing Value	Selling Value	Difference
Qataris	1,899.00	2,079.70	-180.70
GCC	321.64	113.56	208.08
Arab	467.47	460.98	6.49
Foreigners	522.01	555.87	-33.87
Total	3,210.11	3,210.11	0.0

In million QAR

## Trading by nationality for the past week

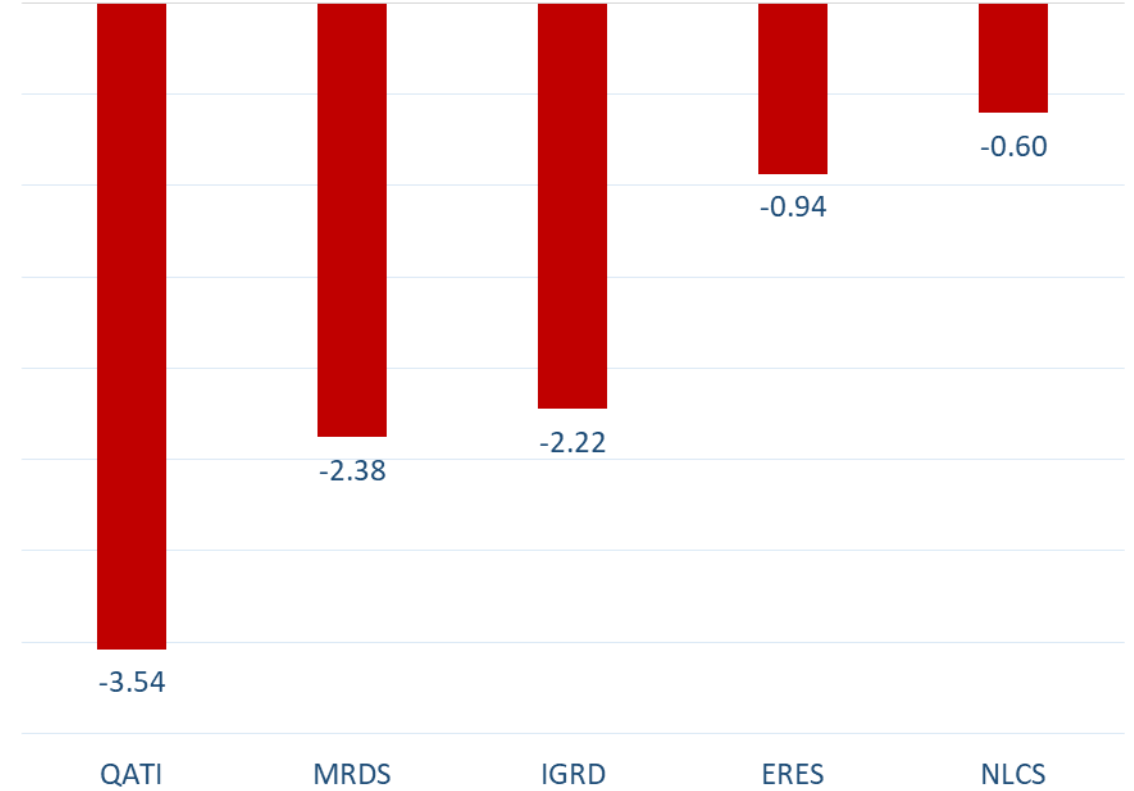
Nationality	Buy %	Sell %	Net
Qataris	59.16%	64.79%	-5.63%
GCC	10.02%	3.54%	6.48%
Arab	14.56%	14.36%	0.20%
Foreigners	16.26%	17.32%	-1.06%

Top 5 Companies bought (net) by **Foreigners** in the last session



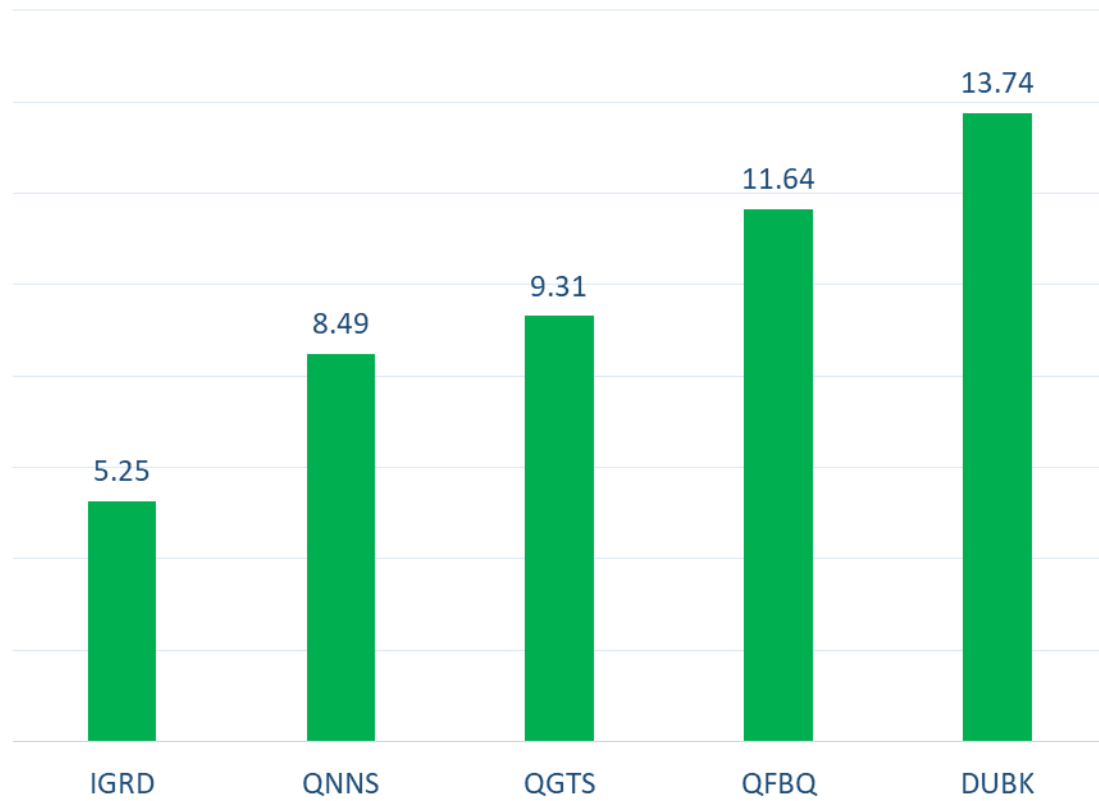
In million shares

Top 5 Companies sold (net) by **Foreigners** in the last session



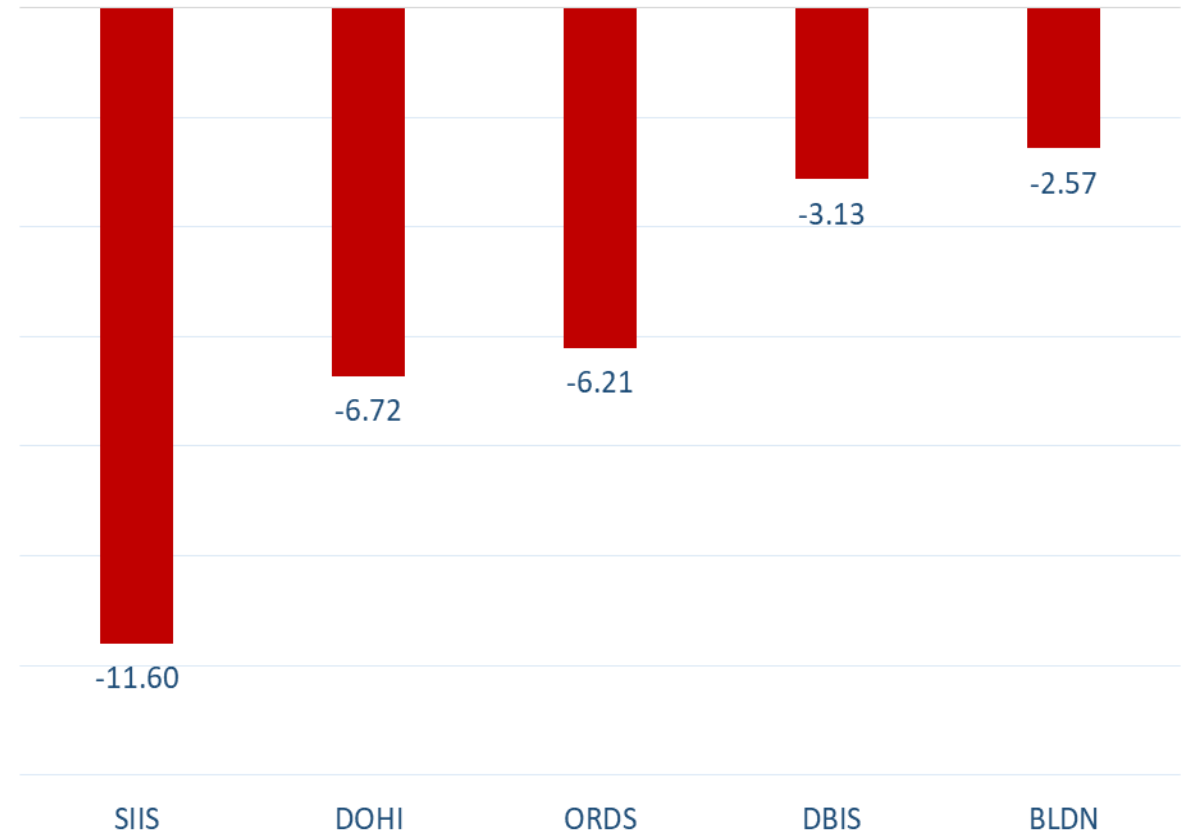
In million shares

Top 5 Companies bought (net) by **Foreigners** over the last week



In million shares

Top 5 Companies sold (net) by **Foreigners** over the last week



In million shares





The figures represent a change in the number of shares.

Daily Change: The net change between 11<sup>th</sup> and 10<sup>th</sup> of May trading sessions

Change for the last 5 sessions: The total daily net change for the last 5 sessions.


Change for the last 10 sessions: The total daily net change for the last 10 sessions.

Change for the last 20 sessions: The total daily net change for the last 20 sessions.

## **DISCLAIMER:**

The information contained was obtained from various public sources believed to be reliable, but we do not guarantee its accuracy. Wasata Financial Securities makes no representations or warranties (express or implied) regarding the data and information provided and Wasata Financial Securities does not represent that the information content of this document is complete, or free from any error, not misleading, or fit for any particular purpose. This report document provides general information only. Neither the information nor any opinion expressed constitutes an offer or an invitation to make an offer, to buy or sell any securities or other investment products related to such securities or investments.

This report document contained is subject to change without prior notice. Wasata assumes no responsibility to update the information in this report document.



Prepared by Financial Advisory Department

  
وساطة  
WASATA  
للأوراق المالية  
FINANCIAL SECURITIES

+974 44498880

[ramzi.qasmieh@Wasata.qa](mailto:ramzi.qasmieh@Wasata.qa)