



## Daily Report for Ownership Changes

4<sup>th</sup> of My 2023 Session

Company									4-May			
	Qatari				GCC				Foreigners			
	Daily Chg.	Last 5 Sessions Chg.	Last 10 Sessions Chg.	Last 20 Sessions Chg.	Daily Chg.	Last 5 Sessions Chg.	Last 10 Sessions Chg.	Last 20 Sessions Chg.	Daily Chg.	Last 5 Sessions Chg.	Last 10 Sessions Chg.	Last 20 Sessions Chg.
QNBK	-2,413,029	-3,651,630	-3,525,879	260,119	-200,000	-202,503	-200,351	-547,104	2,613,029	3,854,133	3,726,230	286,985
QIBK	-278,171	121,109	657,641	1,225,643	445	-29,495	-22,767	3,142	277,726	-91,614	-634,874	-1,228,785
CBQK	-3,113,444	-5,587,192	-7,029,585	-10,354,381	0	-2,069	-20,304	-20,304	3,113,444	5,589,261	7,049,889	10,374,685
DHBK	-1,269,424	1,359,611	1,854,598	443,782	-106,750	-215,952	-133,060	-73,033	1,376,174	-1,143,659	-1,721,538	-370,749
ABQK	3,000	100	100	-2,900	0	0	0	0	-3,000	-100	-100	2,900
QIIK	-173,470	-628,248	-519,868	-1,297,511	0	0	10,831	10,831	173,470	628,248	509,037	1,286,680
MARK	-1,851,720	-7,163,482	-8,555,468	-8,299,592	-14,100	8,240	-39,976	-182,641	1,865,820	7,155,242	8,595,444	8,482,233
DUBK	-2,019,619	-4,154,024	-9,260,994	-23,810,861	4,644	-4,773	1,817	55,751	2,014,975	4,158,797	9,259,177	23,755,110
QFBO	177,013	1,108,678	1,853,417	1,159,500	0	-10,000	-8,528	32,897	-177,013	-1,098,678	-1,844,889	-1,192,397
NLCS	3,455,401	-31,136	-2,432,478	-2,489,939	-27,780	-124,205	-121,080	-162,305	-3,427,621	155,341	2,553,558	2,652,244
DBIS	197,571	-423,277	47,492	910,569	-110,684	86,956	108,956	132,188	-86,887	336,321	-156,448	-1,042,757
QOIS	-67,495	763,317	811,620	2,565,816	-90,000	-66,598	43,402	-1,513	157,495	-696,719	-855,022	-2,564,303
IHGS	67,526	45,217	628,510	525,881	0	0	809	-199,191	-67,526	-45,217	-629,319	-326,690
ZHCD	8,775	2,493	25,802	-153,836	14,323	23,891	23,891	55,814	-23,098	-26,384	-49,693	98,022
QGMD	654,395	3,680,251	-659,159	-957,776	207,622	-78,396	275,059	222,119	-862,017	-3,601,855	384,100	735,657
SIIS	3,663,709	60,164	-658,086	-6,706,654	120,346	508,660	583,298	419,324	-3,784,055	-568,824	74,788	6,287,330
BLDN	-826,834	3,218,464	3,347,667	5,670,964	0	48,971	49,236	49,236	826,834	-3,267,435	-3,396,903	-5,720,200
MCGS	-50,123	-92,863	-69,423	-160,664	0	0	-5,588	-4,449	50,123	92,863	75,011	165,113
QCFS	-3,520	24,920	24,920	13,670	0	0	0	0	3,520	-24,920	-24,920	-13,670
QFLS	-347,947	-896,224	-852,582	-498,303	0	0	2,572	3,053	347,947	896,224	850,010	495,250
WDAM	520,264	615,509	584,722	1,059,118	0	637	637	637	-520,264	-616,146	-585,359	-1,059,755
MCCS	5,940	21,788	-351,143	39,829	0	0	50,000	50,000	-5,940	-21,788	301,143	-89,829
MERS	28,354	2,008	9,924	-481,413	-13,566	-13,910	-15,774	8,383	-14,788	11,902	5,850	473,030
QIMD	-1,757	-14,154	82,034	187,966	1,757	-3,303	-8,737	15,520	0	17,457	-73,297	-203,486
QNCD	131,209	134,806	-193,381	-293,445	5,690	5,118	105,118	105,531	-136,899	-139,924	88,263	187,914

Company									4-May			
	Qatari				GCC				Foreigners			
	Daily Chg.	Last 5 Sessions Chg.	Last 10 Sessions Chg.	Last 20 Sessions Chg.	Daily Chg.	Last 5 Sessions Chg.	Last 10 Sessions Chg.	Last 20 Sessions Chg.	Daily Chg.	Last 5 Sessions Chg.	Last 10 Sessions Chg.	Last 20 Sessions Chg.
IQCD	-349,098	-5,697,776	-8,084,906	-9,320,064	-141,202	-151,436	-155,477	38,328	490,300	5,849,212	8,240,383	9,281,736
QIGD	-382,685	242,736	882,659	1,409,688	-6,650	-24,191	5,234	35,492	389,335	-218,545	-887,893	-1,445,180
QEWS	-70,103	-1,318,104	-1,738,256	-1,977,256	0	-1,000	581	581	70,103	1,319,104	1,737,675	1,976,675
AHCS	350,937	-125,719	-336,015	-745,895	0	37,814	128,520	158,193	-350,937	87,905	207,495	587,702
GISS	-1,617,115	-3,004,206	-4,398,067	-2,270,337	141,210	90,866	78,673	-102,701	1,475,905	2,913,340	4,319,394	2,373,038
MPHC	-1,520,011	-4,141,257	-7,231,791	-5,458,625	-38,927	65,376	69,003	29,403	1,558,938	4,075,881	7,162,788	5,429,222
IGRD	483,470	-4,275,140	-2,898,854	10,520,602	-3,783	5,000	24,880	-33,382	-479,687	4,270,140	2,873,974	-10,487,220
QAMC	-2,305,435	-1,203,190	1,383,928	4,468,194	-311,927	-402,237	-211,884	-11,810	2,617,362	1,605,427	-1,172,044	-4,456,384
QATI	180,689	559,765	1,306,061	5,396,860	0	0	0	-100,000	-180,689	-559,765	-1,306,061	-5,296,860
DOHI	-500	-281,624	-281,624	-246,598	0	0	0	-38,339	500	281,624	281,624	284,937
QGRI	26	40,922	4,503	80,268	-4,176	100	1,124	11,124	4,150	-41,022	-5,627	-91,392
AKHI	-10,465	-535,243	-276,948	-1,666,003	0	380	-116,132	380	10,465	534,863	393,080	1,665,623
QISI	26	44,942	76,598	184,529	0	0	265	265	-26	-44,942	-76,863	-184,794
BEMA	-5,949	1,303	8,620	41,670	0	0	-703	-703	5,949	-1,303	-7,917	-40,967
QLMI	-1,556	8,542	18,936	30,699	0	0	0	0	1,556	-8,542	-18,936	-30,699
UDCD	101,588	-954,151	-1,434,247	-1,849,676	0	0	3,537	-26,313	-101,588	954,151	1,430,710	1,875,989
BRES	-746,003	-5,797,861	-7,885,718	-6,107,610	-100,000	-4,567	-36,427	-146,005	846,003	5,802,428	7,922,145	6,253,615
ERES	-206,027	3,987,716	3,894,797	10,010,045	-45,533	-285,719	-351,452	-583,672	251,560	-3,701,997	-3,543,345	-9,426,373
MRDS	768,531	2,416,521	-3,593,096	-5,600,102	-152,426	-476,067	-475,905	-324,360	-616,105	-1,940,454	4,069,001	5,924,462
ORDS	-902,225	-5,265,887	-5,761,921	-7,016,388	-4,140	-22,090	-22,090	-35,312	906,365	5,287,977	5,784,011	7,051,700
VFQS	-3,120,308	-2,653,266	-2,623,428	-1,184,307	-2,000	-443,216	-433,355	-446,955	3,122,308	3,096,482	3,056,783	1,631,262
QNNS	-33,766	-403,265	-1,401,276	-3,764,902	0	-15,000	-14,827	-14,827	33,766	418,265	1,416,103	3,779,729
GWCS	-144,371	-161,910	-1,319,766	1,206,845	0	-12,305	254	62	144,371	174,215	1,319,512	-1,206,907
QGTS	-4,979,116	-9,147,495	-14,202,577	-23,601,850	-28,770	-139,640	-404,497	-585,959	5,007,886	9,287,135	14,607,074	24,187,809

## Insider Traders For the Last Week

الشركة	شراء	بيع	الصافي
NLCS	605,397	0	605,397
DHBK	300,000	0	300,000
AHCS	72,560	0	72,560
CBQK	400,000	331,425	68,575
IHGS	167,364	130,533	36,831
MKDM	31,900	0	31,900
IQCD	10,000	0	10,000
QEWS	191,253	316,716	-125,463
QNNS	0	307,306	-307,306
QGTS	0	316,000	-316,000
GISS	0	363,013	-363,013
MARK	0	382,679	-382,679
UDCD	0	5,275,098	-5,275,098

## Trading Value by nationality for the past week

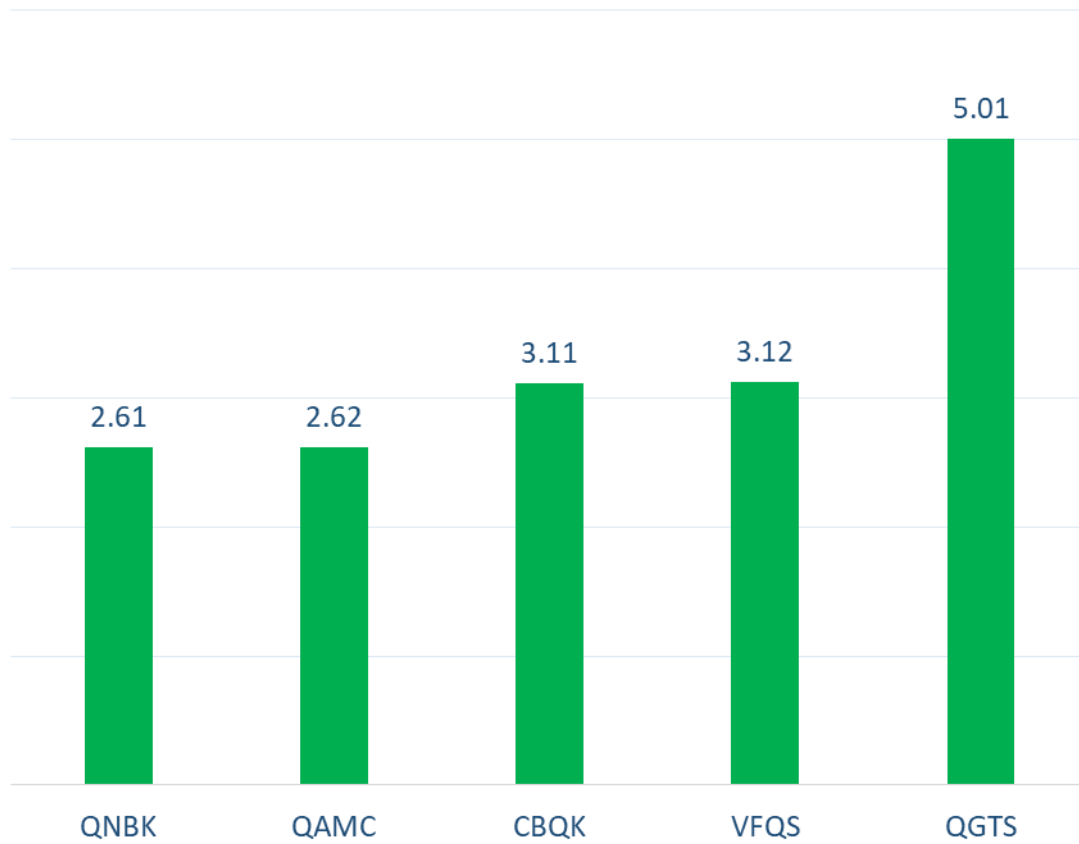
Nationality	Purchasing Value	Selling Value	Difference
Qataris	1,539.30	1,908.96	-369.66
GCC	411.20	79.49	331.71
Arab	346.47	359.47	-13.00
Foreigners	563.21	512.26	50.95
Total	2,860.19	2,860.19	0.0

In million QAR

## Trading by nationality for the past week

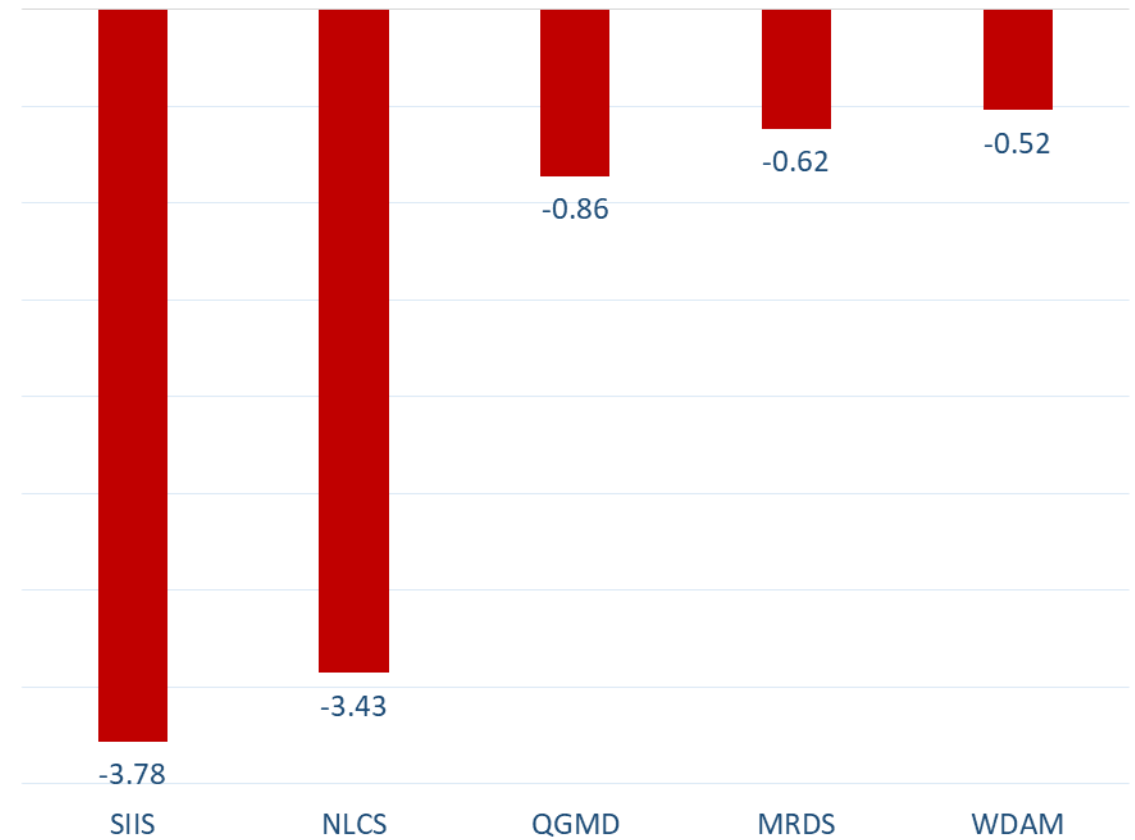
Nationality	Buy %	Sell %	Net
Qataris	53.82%	66.74%	-12.92%
GCC	14.38%	2.78%	11.60%
Arab	12.11%	12.57%	-0.45%
Foreigners	19.69%	17.91%	1.78%

Top 5 Companies bought (net) by **Foreigners** in the last session



In million shares

Top 5 Companies sold (net) by **Foreigners** in the last session



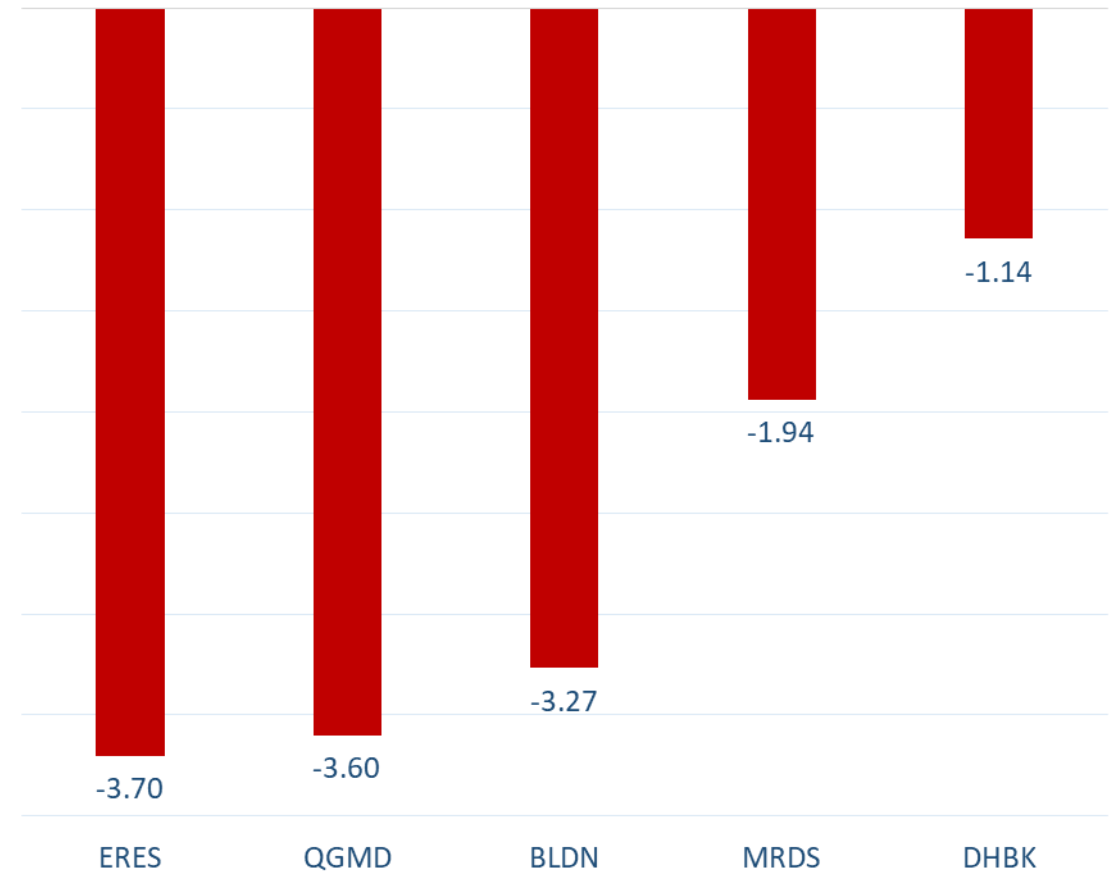
In million shares

Top 5 Companies bought (net) by **Foreigners** over the last week



In million shares

Top 5 Companies sold (net) by **Foreigners** over the last week



In million shares





The figures represent a change in the number of shares.

Daily Change: The net change between 4<sup>th</sup> and 3<sup>rd</sup> of May trading sessions

Change for the last 5 sessions: The total daily net change for the last 5 sessions.

Change for the last 10 sessions: The total daily net change for the last 10 sessions.

Change for the last 20 sessions: The total daily net change for the last 20 sessions.

## **DISCLAIMER:**

The information contained was obtained from various public sources believed to be reliable, but we do not guarantee its accuracy. Wasata Financial Securities makes no representations or warranties (express or implied) regarding the data and information provided and Wasata Financial Securities does not represent that the information content of this document is complete, or free from any error, not misleading, or fit for any particular purpose. This report document provides general information only. Neither the information nor any opinion expressed constitutes an offer or an invitation to make an offer, to buy or sell any securities or other investment products related to such securities or investments.

This report document contained is subject to change without prior notice. Wasata assumes no responsibility to update the information in this report document.



Prepared by Financial Advisory Department

  
للأوراق المالية  
FINANCIAL SECURITIES

+974 44498880

[ramzi.qasmieh@Wasata.qa](mailto:ramzi.qasmieh@Wasata.qa)