



## Daily Report for Ownership Changes

10<sup>th</sup> of May 2023 Session

Company									10-May			
	Qatari				GCC				Foreigners			
	Daily Chg.	Last 5 Sessions Chg.	Last 10 Sessions Chg.	Last 20 Sessions Chg.	Daily Chg.	Last 5 Sessions Chg.	Last 10 Sessions Chg.	Last 20 Sessions Chg.	Daily Chg.	Last 5 Sessions Chg.	Last 10 Sessions Chg.	Last 20 Sessions Chg.
QNBK	746,162	-3,592,825	-4,626,342	-507,592	56,313	-329,568	-331,757	-170,418	-802,475	3,922,393	4,958,099	678,010
QIBK	41,547	-1,651,764	-1,831,039	-162,693	-5,577	87,104	80,581	87,309	-35,970	1,564,660	1,750,458	75,384
CBQK	-23,308	-4,094,754	-7,732,541	-10,097,852	970	-9,528	-8,678	-26,913	22,338	4,104,282	7,741,219	10,124,765
DHBK	-724,420	-4,596,161	-2,093,768	-1,593,702	128,560	148,771	627,113	638,023	595,860	4,447,390	1,467,584	955,679
ABQK	0	-26,621	-27,001	-30,001	0	0	0	0	0	26,621	27,001	30,001
QIIK	-95,494	-648,216	-1,176,752	-1,572,502	-180	9,820	-3,812	20,651	95,674	638,396	1,180,564	1,551,851
MARK	-4,008,265	-12,557,743	-16,656,488	-16,663,282	-59,776	-1,288,679	-1,291,659	-1,468,255	4,068,041	13,846,422	17,948,147	18,131,537
DUBK	-1,469,635	-10,337,748	-12,467,597	-23,932,074	-213,042	-79,395	-90,227	-23,586	1,682,677	10,417,143	12,557,824	23,955,660
QFBQ	484,887	1,914,342	1,737,370	3,201,566	0	0	-19,321	32,897	-484,887	-1,914,342	-1,718,049	-3,234,463
NLCS	-1,611,252	6,042,554	-1,830,291	564,015	48,868	-88,188	-211,869	-250,345	1,562,384	-5,954,366	2,042,160	-313,670
DBIS	282,489	1,103,762	1,058,526	1,486,654	-4,000	-449,362	-9,582	-84,092	-278,489	-654,400	-1,048,944	-1,402,562
QOIS	250,106	740,091	1,559,898	2,735,220	0	50,560	50,160	115,245	-250,106	-790,651	-1,610,058	-2,850,465
IHGS	-331,253	-170,909	31,940	819,739	10,720	10,720	10,720	7,929	320,533	160,189	-42,660	-827,668
ZHCD	-1,749	21,578	1,546	-155,107	-10,424	-9,568	9,568	41,491	12,173	-12,010	-11,114	113,616
QGMD	1,665,239	13,051,059	15,214,133	13,776,906	-141,892	83,995	-278,119	-175,119	-1,523,347	-13,135,054	-14,936,014	-13,601,787
SIIS	2,497,397	6,960,245	752,390	-1,284,705	-84,604	-434,672	134,438	234,867	-2,412,793	-6,525,573	-886,828	1,049,838
BLDN	-37,580	1,748,849	5,857,566	5,954,323	0	39,373	-119,818	-119,818	37,580	-1,788,222	-5,737,748	-5,834,505
MCGS	53,863	173,573	152,073	-783	0	-4,000	-3,588	-5,194	-53,863	-169,573	-148,485	5,977
QCFS	0	-3,520	24,920	18,620	0	0	0	0	0	3,520	-24,920	-18,620
QFLS	33,672	-659,948	-2,066,600	-1,842,934	0	0	2,572	3,053	-45,131	659,948	2,052,569	1,828,422
WDAM	-486,624	50,695	393,678	63,449	0	0	637	-3,933	486,624	-50,695	-394,315	-59,516
MCCS	-387,204	-1,114,331	-1,091,808	-1,466,964	83,028	83,028	83,028	133,028	304,176	1,031,303	1,008,780	1,333,936
MERS	-16,667	23,739	5,657	-298,214	216	-12,493	-9,190	-10,889	16,451	-11,246	3,533	309,103
QIMD	-78,494	-68,602	-63,278	-16,852	0	1,757	-5,585	4,823	78,494	66,845	68,863	12,029
QNCD	14,559	159,047	139,809	-128,182	11,005	105,650	105,078	205,491	-25,564	-264,697	-244,887	-77,309

Company									10-May			
	Qatari				GCC				Foreigners			
	Daily Chg.	Last 5 Sessions Chg.	Last 10 Sessions Chg.	Last 20 Sessions Chg.	Daily Chg.	Last 5 Sessions Chg.	Last 10 Sessions Chg.	Last 20 Sessions Chg.	Daily Chg.	Last 5 Sessions Chg.	Last 10 Sessions Chg.	Last 20 Sessions Chg.
IQCD	-320,098	-371,774	-10,873,825	-10,670,212	102	-287,307	-327,259	-200,821	319,996	659,081	11,201,084	10,871,033
QIGD	-1,126,247	-1,823,950	-582,848	166,288	-10,000	-46,332	-35,650	-15,008	1,136,247	1,870,282	618,498	-151,280
QEWS	-41,925	-627,744	-2,951,976	-3,521,552	0	0	581	1,581	41,925	627,744	2,951,395	3,519,971
AHCS	-232,329	338,175	866,330	686,937	-37,703	-27,980	42,468	158,052	270,032	-310,195	-908,798	-844,989
GISS	242,609	-1,717,808	-3,800,301	-4,627,369	0	93,189	-49,675	-121,273	-242,609	1,794,604	3,849,976	4,748,642
MPHC	-604,373	-5,454,491	-8,948,806	-8,920,661	-40,000	-38,927	-32,927	-65,900	644,373	5,493,418	9,184,682	8,986,561
IGRD	-1,164,486	-2,111,963	-8,733,810	2,175,468	30,000	-3,056	60,319	-17,672	1,134,486	2,115,019	8,673,491	-2,157,796
QAMC	846,408	-2,067,539	1,020,801	4,698,258	-20,276	-743,921	-921,196	-719,370	-826,132	2,811,460	-99,605	-3,978,888
QATI	167,796	3,384,032	3,621,444	4,910,405	0	-23,020	-23,020	-134,131	-167,796	-3,361,012	-3,598,424	-4,776,274
DOHI	-162,536	-330,382	-517,273	-515,296	0	-50,000	-50,000	-50,000	162,536	380,382	567,273	565,296
OGRI	171,953	81,596	81,797	141,788	0	-4,176	-4,176	-3,152	-171,953	-77,420	-77,621	-138,636
AKHI	-178,031	447,044	110,407	-317,225	30,000	30,000	-4,060	-13,606	148,031	-477,044	-106,347	330,831
QISI	3,835	-89,115	-41,570	99,297	0	0	265	265	-3,835	89,115	41,305	-99,562
BEMA	0	-5,929	2,231	43,114	0	0	0	-703	0	5,929	-2,231	-42,411
QLMI	0	-9,360	10,656	-1,169	0	0	0	0	0	9,360	-10,656	1,169
UDCD	-1,038,631	-1,150,464	-3,062,984	-3,563,847	0	-20,000	-20,000	-16,463	1,038,631	1,170,464	3,082,984	3,580,310
BRES	285,969	-3,482,318	-9,602,673	-10,327,909	-15,168	-127,014	0	-97,991	-270,801	3,859,171	9,658,878	10,425,900
ERES	-1,092,500	-875,809	4,304,040	7,373,884	-172,803	-390,533	-401,288	-550,717	1,294,288	1,266,342	-3,873,767	-6,823,167
MRDS	759,160	4,400,766	1,235,490	-2,672,668	99,941	50,825	-185,672	55,982	-859,101	-4,451,591	-1,049,818	2,616,686
ORDS	-233,401	-1,164,968	-8,437,038	-9,068,271	-223,923	-236,692	-301,272	-316,296	457,324	1,227,516	8,738,310	9,384,567
VFQS	-2,909,728	-11,417,601	-11,699,973	-10,084,206	-30	-125,249	-409,538	-413,277	2,909,758	11,542,850	12,109,511	10,497,483
QNNS	276,999	170,315	-480,310	-1,576,471	0	0	-29,827	-29,827	-276,999	-170,315	510,137	1,606,298
GWCS	203,689	-695,616	-1,244,895	37,693	0	21,045	-3,565	8,802	-203,689	674,571	1,248,460	-46,495
QGTS	-72,499	-13,464,512	-19,145,155	-26,342,883	-14,913	-396,093	-522,111	-839,432	87,412	13,860,605	19,667,266	27,182,315

## Trading values by nationality for the last Session

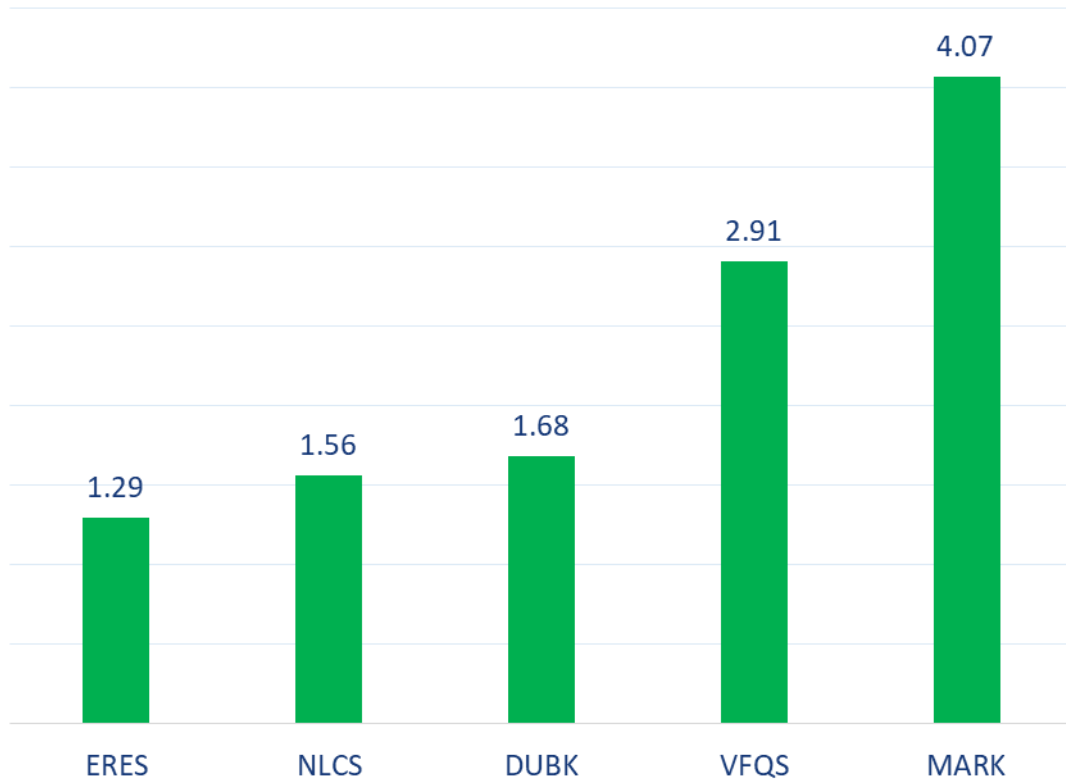
Nationality	Purchasing Value	Selling Value	Difference
Qataris	365.75	384.77	-19.03
GCC	34.47	21.81	12.65
Arab	96.30	84.51	11.80
Foreigners	110.90	116.33	-5.43
Total	607.42	607.42	0.0

In million QAR

## Trading by nationality for the last Session

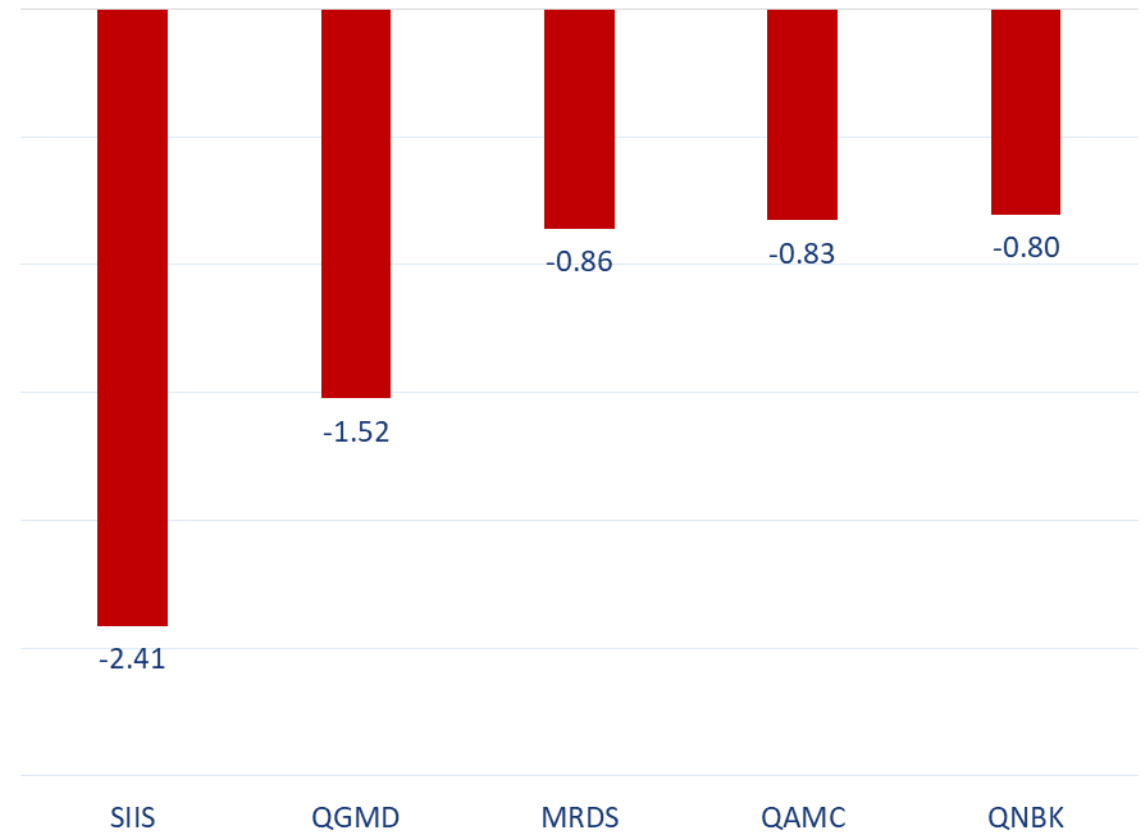
Nationality	Buy %	Sell %	Net
Qataris	60.21%	63.35%	-3.13%
GCC	5.67%	3.59%	2.08%
Arab	15.85%	13.91%	1.94%
Foreigners	18.26%	19.15%	-0.89%

Top 5 Companies bought (net) by **Foreigners** in the last session



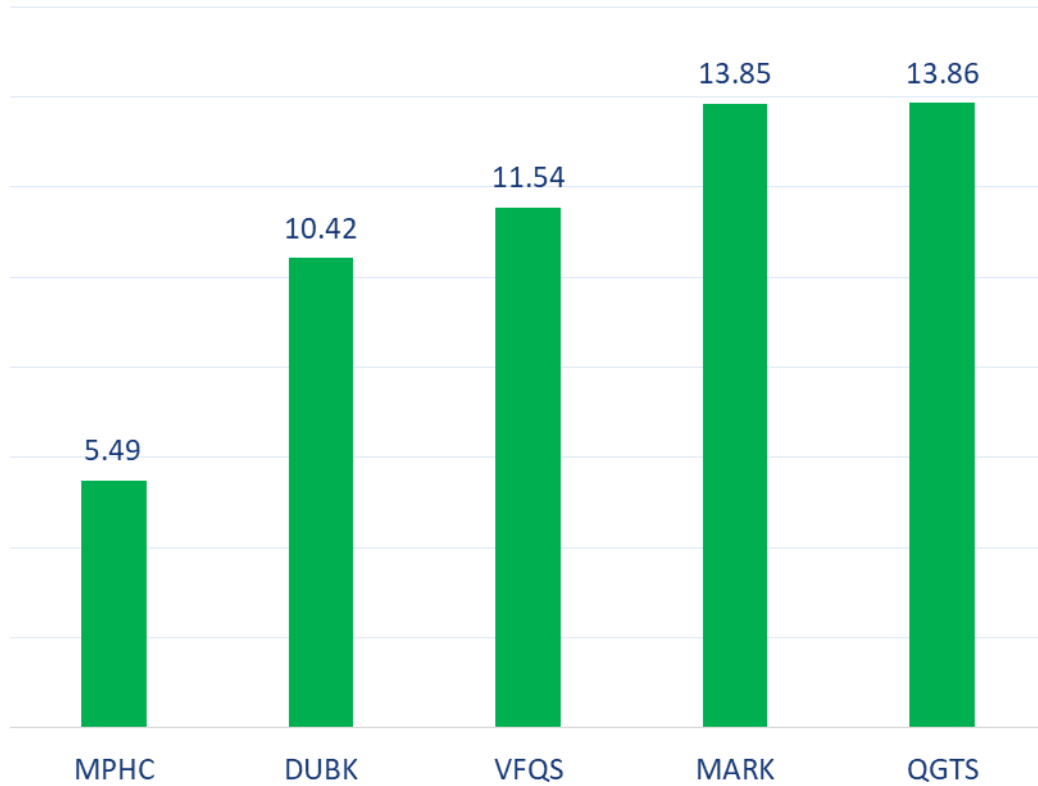
In million shares

Top 5 Companies sold (net) by **Foreigners** in the last session



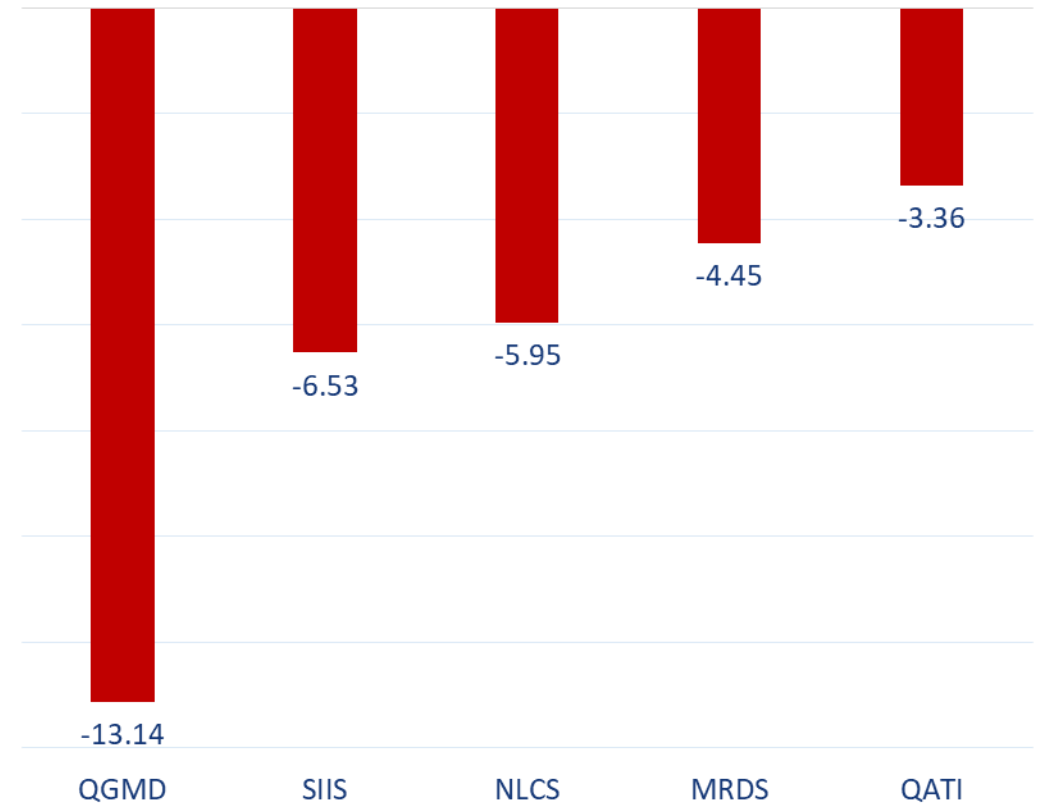
In million shares

Top 5 Companies bought (net) by **Foreigners** over the last week



In million shares

Top 5 Companies sold (net) by **Foreigners** over the last week



In million shares



The figures represent a change in the number of shares.

Daily Change: The net change between 10<sup>th</sup> and 9<sup>th</sup> of May trading sessions

Change for the last 5 sessions: The total daily net change for the last 5 sessions.

Change for the last 10 sessions: The total daily net change for the last 10 sessions.

Change for the last 20 sessions: The total daily net change for the last 20 sessions.

## **DISCLAIMER:**

The information contained was obtained from various public sources believed to be reliable, but we do not guarantee its accuracy. Wasata Financial Securities makes no representations or warranties (express or implied) regarding the data and information provided and Wasata Financial Securities does not represent that the information content of this document is complete, or free from any error, not misleading, or fit for any particular purpose. This report document provides general information only. Neither the information nor any opinion expressed constitutes an offer or an invitation to make an offer, to buy or sell any securities or other investment products related to such securities or investments.

This report document contained is subject to change without prior notice. Wasata assumes no responsibility to update the information in this report document.





Prepared by Financial Advisory Department

  
وساطة  
WASATA  
للأوراق المالية  
FINANCIAL SECURITIES

+974 44498880

[ramzi.qasmieh@Wasata.qa](mailto:ramzi.qasmieh@Wasata.qa)