



## Daily Report for Ownership Changes

14<sup>th</sup> of May 2023 Session

Company	14-May											
	Qatari				GCC				Foreigners			
	Daily Chg.	Last 5 Sessions Chg.	Last 10 Sessions Chg.	Last 20 Sessions Chg.	Daily Chg.	Last 5 Sessions Chg.	Last 10 Sessions Chg.	Last 20 Sessions Chg.	Daily Chg.	Last 5 Sessions Chg.	Last 10 Sessions Chg.	Last 20 Sessions Chg.
QNBK	70,459	1,104,969	-4,625,324	-231,577	0	56,511	-329,298	-169,142	-70,459	-1,161,480	4,954,622	400,719
QIBK	276,518	-76,288	-614,238	1,150,039	0	55,606	96,623	100,767	-276,518	20,682	517,615	-1,243,364
CBQK	1,151,361	1,035,888	-4,541,103	-5,541,793	5,960	-8,568	-8,568	-26,803	-1,157,321	-1,027,320	4,549,671	5,568,596
DHBK	-1,047,217	-5,209,586	-7,017,240	-3,110,645	0	236,742	-84,321	187,593	1,047,217	4,972,844	7,101,561	2,923,052
ABQK	0	-29,621	-29,141	-29,521	0	0	0	0	0	29,621	29,141	29,521
QIIK	19,245	-317,185	-988,931	-1,163,140	0	-180	9,820	20,651	-19,245	317,365	979,111	1,142,489
MARK	1,099,567	-11,457,577	-17,416,838	-17,846,229	-23,360	-1,055,080	-1,147,150	-1,285,030	-1,076,207	12,512,657	18,563,988	19,131,259
DUBK	-9,660,009	-20,508,331	-25,830,153	-33,689,509	35,244	-170,228	-58,252	18,389	9,624,765	20,678,559	25,888,405	33,671,120
QFBO	305,763	1,448,449	2,663,045	3,565,563	0	0	-10,000	-7,973	-305,763	-1,448,449	-2,653,045	-3,557,590
NLCS	3,425,482	5,671,603	11,695,038	4,559,551	0	-54,456	-139,732	-169,805	-3,425,482	-5,617,147	-11,555,306	-4,389,746
DBIS	-472,973	1,704,416	687,508	1,541,059	0	-535,176	-290,633	-365,593	472,973	-1,169,240	-396,875	-1,175,466
QOIS	-83,829	638,000	1,268,370	1,937,264	3,054	109,052	22,454	132,454	80,775	-747,052	-1,290,824	-2,069,718
IHGS	-330,538	-260,783	-183,975	624,405	36,013	36,013	36,013	36,822	294,525	224,770	147,962	-661,227
ZHCD	1,769	15,142	7,977	628,112	0	-23,891	0	29,993	-1,769	8,749	-7,977	-658,105
QGMD	243,011	8,946,800	12,414,857	10,571,275	-414,953	-111,802	-265,832	82,728	171,942	-8,834,998	-12,149,025	-10,654,003
SIIS	1,490,055	11,229,493	4,425,866	3,707,571	254,772	-332,454	340,277	415,670	-1,744,827	-10,897,039	-4,766,143	-4,123,241
BLDN	-873,374	2,442,044	5,984,356	4,842,008	0	-627	-106,639	88,609	873,374	-2,441,417	-5,877,717	-4,930,617
MCGS	-85,083	163,721	63,821	136,843	-119,738	-123,738	-123,738	-124,932	204,821	-39,983	59,917	-11,911
QCFS	0	0	-3,520	24,920	0	0	0	0	0	0	3,520	-24,920
QFLS	89,572	-236,155	-1,239,440	-933,452	0	-1,890	-1,890	1,163	-89,572	238,045	1,241,330	932,289
WDAM	-105,549	-207,497	158,074	408,779	0	0	637	-3,933	105,549	207,497	-158,711	-404,846
MCCS	-35,572	-667,504	-734,105	-1,262,301	119,019	128,831	128,831	178,831	-83,447	538,673	605,274	1,083,470
MERS	2,472	-14,094	-3,135	-393,120	-150	923	-12,643	-10,073	-2,322	13,171	15,778	403,193
QIMD	3,224	-99,020	-89,518	-17,392	0	18,243	14,940	18,006	-3,224	80,777	74,578	-614
QNCD	104,566	118,135	221,984	-70,778	-97,056	2,904	8,022	108,435	-7,510	-121,039	-230,006	-37,657

									14-May			
Company	Qatari				GCC				Foreigners			
	Daily Chg.	Last 5 Sessions Chg.	Last 10 Sessions Chg.	Last 20 Sessions Chg.	Daily Chg.	Last 5 Sessions Chg.	Last 10 Sessions Chg.	Last 20 Sessions Chg.	Daily Chg.	Last 5 Sessions Chg.	Last 10 Sessions Chg.	Last 20 Sessions Chg.
IQCD	-1,532,541	-2,080,245	-7,670,104	-9,710,006	-15,000	-34,948	-312,541	-338,103	1,547,541	2,115,193	7,982,645	10,048,109
QIGD	482,121	-609,596	-199,231	1,810,900	0	-20,000	-46,272	-27,241	-482,121	629,596	245,503	-1,783,659
QEWS	47,337	-464,475	-1,683,380	-2,477,146	0	0	-1,000	581	-47,337	464,475	1,684,380	2,476,565
AHCS	288,286	261,883	379,344	-129,388	0	-44,584	-29,950	108,814	-288,286	-217,299	-349,394	20,574
GISS	-693,510	-1,984,878	-2,435,294	-5,639,043	-115,764	-175,395	-57,075	-191,672	809,274	2,160,273	2,492,369	5,815,763
MPHC	74,528	-3,684,966	-8,156,450	-10,131,285	0	-2,200	53,176	26,803	-74,528	3,687,166	8,103,274	10,104,482
IGRD	-1,326,471	-954,275	-2,500,280	4,073,624	-39,392	25,635	-24,365	26,444	1,365,863	928,640	2,524,645	-4,100,068
QAMC	-465,729	1,470,130	-5,059,828	6,101,200	-12,122	-193,883	-726,256	-574,744	477,851	-1,276,247	5,786,084	-5,526,456
QATI	483,181	6,555,984	7,778,819	9,090,322	0	0	-23,020	-142,020	-483,181	-6,555,984	-7,755,799	-8,948,302
DOHI	10,404	-309,046	-595,353	-593,375	0	-51,650	-51,650	-51,650	-10,404	360,696	647,003	645,025
QGRI	11,643	260,057	205,779	272,809	-5,500	-41,000	-40,900	-39,876	-6,143	-219,057	-164,879	-232,933
AKHI	66,024	-413,449	178,972	-129,382	0	15,000	15,000	-82,293	-66,024	398,449	-193,972	211,675
QISI	215	-86,326	-81,906	100,261	0	0	0	265	-215	86,326	81,906	-100,526
BEMA	5,694	8,014	9,317	50,710	0	0	0	-703	-5,694	-8,014	-9,317	-50,007
QLMI	-2,125	-8,563	-5,267	4,925	0	0	0	0	2,125	8,563	5,267	-4,925
UDCD	1,054,503	-3,120,039	-3,156,188	-3,992,742	0	-20,000	-20,000	-16,463	-1,054,503	3,140,039	3,176,188	4,009,205
BRES	-858,309	-4,004,311	-10,880,494	-11,506,595	0	-42,182	-58,595	-129,572	858,309	4,046,493	10,939,089	11,636,167
ERES	320,398	-188,279	4,711,733	7,067,171	0	-267,285	-569,158	-636,166	-320,398	455,564	-4,142,575	-6,431,005
MRDS	-147,839	3,770,326	9,047,950	2,960,433	150,615	243,654	-29,446	-549,781	-2,776	-4,013,980	-9,018,504	-2,410,652
ORDS	-15,149	-897,122	-6,045,017	-6,766,259	0	-232,552	-254,642	-265,444	15,149	1,129,674	6,299,659	7,031,703
VFQS	-116,629	-7,563,755	-11,524,110	-10,852,616	0	-123,249	-335,317	-570,204	116,629	7,687,004	11,859,427	11,422,820
QNNS	-17,780	-142,937	2,931	-2,117,432	0	0	-15,000	-14,827	17,780	142,937	12,069	2,132,259
GWCS	709,837	513,804	433,707	-714,825	0	21,045	8,740	21,107	-709,837	-534,849	-442,447	693,718
QGTS	232,781	-5,650,682	-16,847,146	-25,669,783	-10,760	-332,663	-589,053	-956,272	-222,021	5,983,345	17,436,199	26,626,055

## Trading values by nationality for the last Session

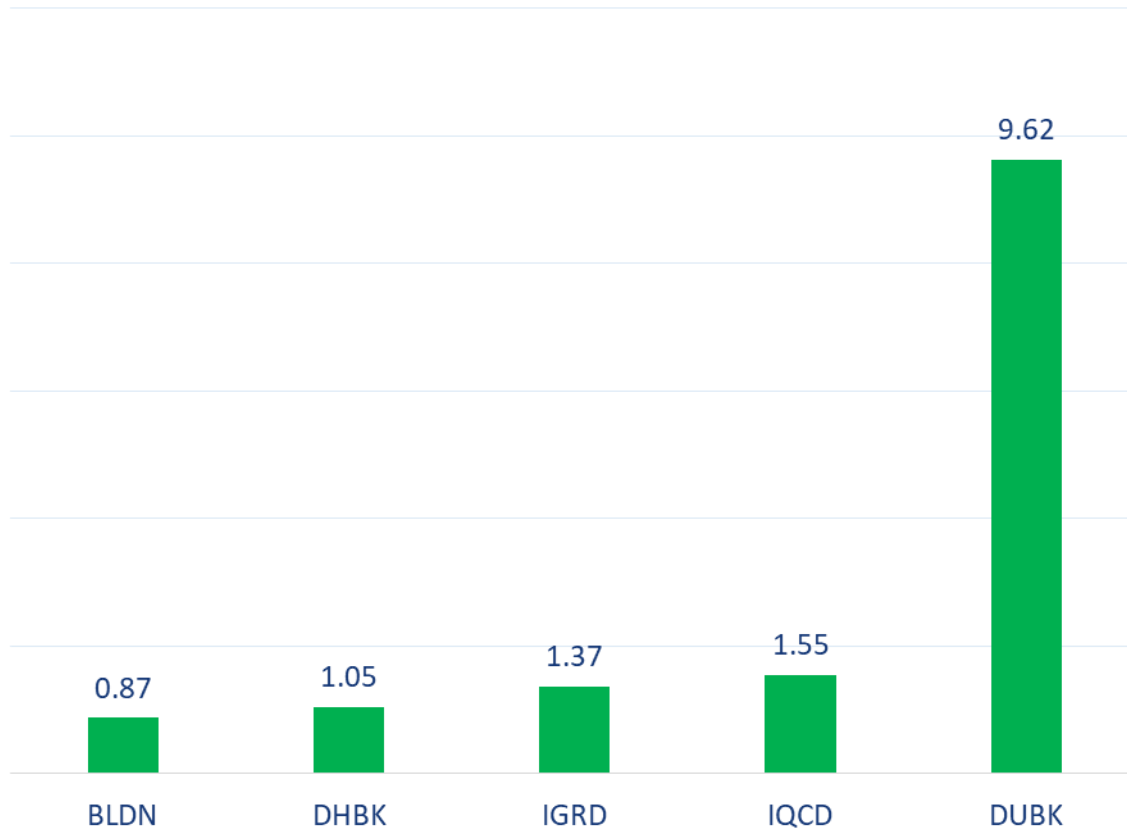
Nationality	Purchasing Value	Selling Value	Difference
Qataris	440.47	471.57	-31.09
GCC	52.71	18.49	34.22
Arab	79.42	94.19	-14.77
Foreigners	99.19	87.56	11.64
Total	671.80	671.80	0.0

In million QAR

## Trading by nationality for the last Session

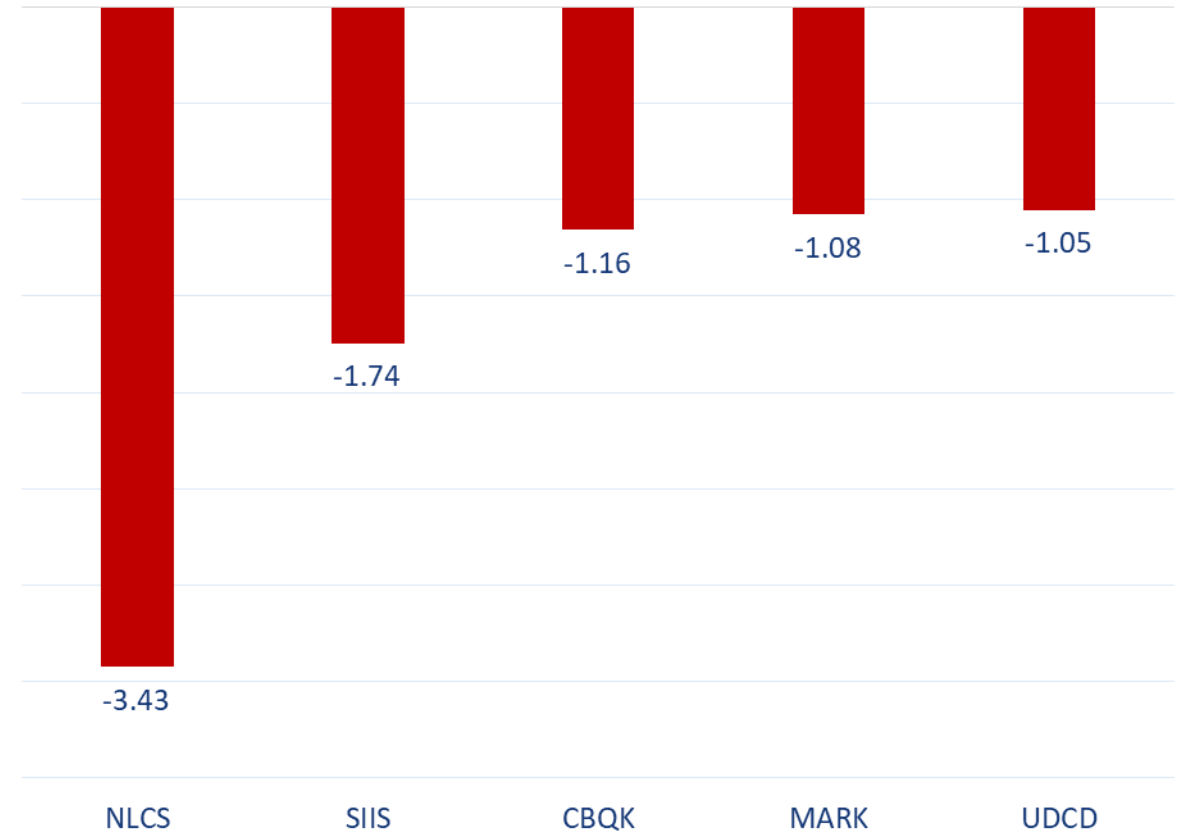
Nationality	Buy %	Sell %	Net
Qataris	65.57%	70.19%	-4.63%
GCC	7.85%	2.75%	5.09%
Arab	11.82%	14.02%	-2.20%
Foreigners	14.77%	13.03%	1.73%

Top 5 Companies bought (net) by **Foreigners** in the last session



In million shares

Top 5 Companies sold (net) by **Foreigners** in the last session



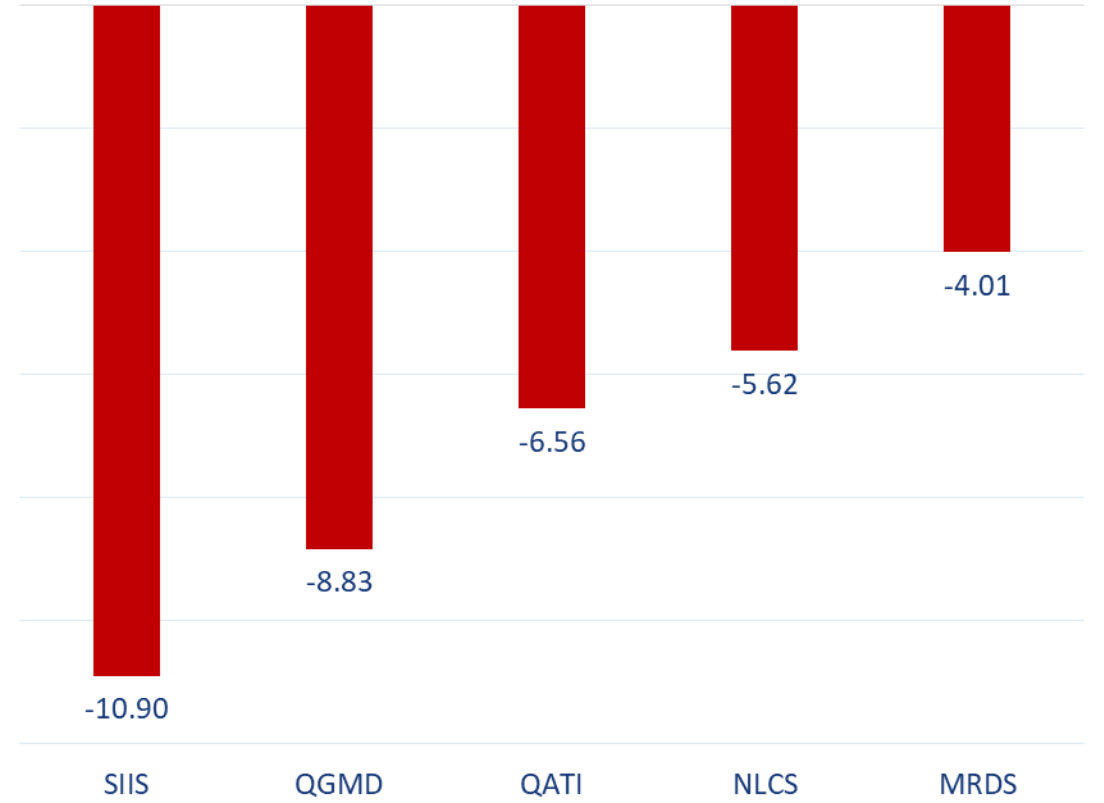
In million shares

Top 5 Companies bought (net) by **Foreigners** over the last week



In million shares

Top 5 Companies sold (net) by **Foreigners** over the last week



In million shares



The figures represent a change in the number of shares.

Daily Change: The net change between 14<sup>th</sup> and 11<sup>th</sup> of May trading sessions

Change for the last 5 sessions: The total daily net change for the last 5 sessions.

Change for the last 10 sessions: The total daily net change for the last 10 sessions.

Change for the last 20 sessions: The total daily net change for the last 20 sessions.

## **DISCLAIMER:**

The information contained was obtained from various public sources believed to be reliable, but we do not guarantee its accuracy. Wasata Financial Securities makes no representations or warranties (express or implied) regarding the data and information provided and Wasata Financial Securities does not represent that the information content of this document is complete, or free from any error, not misleading, or fit for any particular purpose. This report document provides general information only. Neither the information nor any opinion expressed constitutes an offer or an invitation to make an offer, to buy or sell any securities or other investment products related to such securities or investments.

This report document contained is subject to change without prior notice. Wasata assumes no responsibility to update the information in this report document.





Prepared by Financial Advisory Department

  
وساطة  
WASATA  
للأوراق المالية  
FINANCIAL SECURITIES

+974 44498880

[ramzi.qasmieh@Wasata.qa](mailto:ramzi.qasmieh@Wasata.qa)