



## Daily Report for Ownership Changes

15<sup>th</sup> of May 2023 Session

Company									15-May			
	Qatari				GCC				Foreigners			
	Daily Chg.	Last 5 Sessions Chg.	Last 10 Sessions Chg.	Last 20 Sessions Chg.	Daily Chg.	Last 5 Sessions Chg.	Last 10 Sessions Chg.	Last 20 Sessions Chg.	Daily Chg.	Last 5 Sessions Chg.	Last 10 Sessions Chg.	Last 20 Sessions Chg.
QNBK	667,040	1,909,582	-3,653,399	-43,120	88,000	145,086	-241,298	-81,142	-755,040	-2,054,668	3,894,697	124,262
QIBK	908,868	1,271,591	-236,096	1,254,344	10,000	20,010	114,820	110,555	-918,868	-1,291,601	121,276	-1,364,899
CBQK	1,704,874	2,982,599	-2,613,186	-4,183,691	2,006	14,936	-7,412	-24,797	-1,706,880	-2,997,535	2,620,598	4,208,488
DHBK	-1,275,371	-6,160,783	-8,514,425	-3,642,521	-254,581	3,100	-338,902	-66,988	1,529,952	6,157,683	8,853,327	3,709,509
ABQK	0	-29,621	-29,141	-29,521	0	0	0	0	0	29,621	29,141	29,521
QIKK	151,873	20,685	-723,081	-689,454	0	-180	9,820	20,651	-151,873	-20,505	713,261	668,803
MARK	3,122,743	-5,865,662	-14,740,056	-13,039,128	8,642	-1,057,211	-1,135,688	-1,174,249	-3,131,385	6,922,873	15,875,744	14,213,377
DUBK	-1,080,057	-18,956,999	-26,934,720	-33,675,603	58,673	-96,555	10,421	7,060	1,021,384	19,053,554	26,924,299	33,668,543
QFBO	-101,141	3,097,970	756,219	3,397,253	0	0	0	-7,973	101,141	-3,097,970	-756,219	-3,389,280
NLCS	-1,526,195	4,141,631	9,448,404	3,131,341	14,000	63,295	-113,204	-157,179	1,512,195	-4,204,926	-9,335,200	-2,974,162
DBIS	811,676	1,720,409	1,557,884	2,055,287	15,000	-445,523	-275,633	-255,643	-826,676	-1,274,886	-1,282,251	-1,799,644
QOIS	122,021	506,385	1,584,312	2,008,035	-71,467	26,825	-48,613	60,987	-50,554	-533,210	-1,535,699	-2,069,022
IHGS	289,596	58,512	134,814	883,699	7,448	28,461	43,461	44,270	-297,044	-86,973	-178,275	-927,969
ZHCD	10,885	17,847	21,025	638,997	0	-10,424	0	29,993	-10,885	-7,423	-21,025	-668,990
QGMD	-111,389	2,029,448	11,363,148	9,634,022	-111,499	-161,803	-316,879	-22,309	222,888	-1,867,645	-11,046,269	-9,611,713
SIS	-211,709	9,526,270	4,954,839	3,165,924	137,042	314,029	330,999	552,712	74,667	-9,840,299	-5,285,838	-3,718,636
BLDN	250,778	36,024	6,012,709	6,100,351	0	1,000	-155,610	71,609	-250,778	-37,024	-5,857,099	-6,171,960
MCGS	263,801	328,088	323,083	394,143	0	-119,738	-123,738	-124,932	-263,801	-208,350	-199,345	-269,211
QCFS	-5,700	-5,700	-9,220	19,220	0	0	0	0	5,700	5,700	9,220	-19,220
QFLS	130,541	174,132	-1,169,143	-769,222	0	-1,890	-1,890	1,163	-130,541	-149,924	1,171,033	768,059
WDAM	227,003	-6,456	422,829	603,680	17,652	-5,958	17,652	18,289	-244,655	12,414	-440,481	-621,969
MCCS	-20,909	-578,248	-720,993	-1,190,463	-21,080	107,751	107,751	157,751	41,989	470,497	613,242	1,032,712
MERS	-34,668	-83,041	-20,095	-444,608	0	923	-21,947	-8,425	34,668	82,118	42,042	453,033
QIMD	4,000	-91,016	-100,418	-6,053	0	18,243	14,940	18,006	-4,000	72,773	85,478	-11,953
QNCD	2,550	136,302	219,598	-67,745	0	-46,051	8,594	108,435	-2,550	-90,251	-228,192	-40,690

Company									15-May			
	Qatari				GCC				Foreigners			
	Daily Chg.	Last 5 Sessions Chg.	Last 10 Sessions Chg.	Last 20 Sessions Chg.	Daily Chg.	Last 5 Sessions Chg.	Last 10 Sessions Chg.	Last 20 Sessions Chg.	Daily Chg.	Last 5 Sessions Chg.	Last 10 Sessions Chg.	Last 20 Sessions Chg.
IQCD	362,029	-2,813,319	-6,301,105	-9,302,160	0	-24,948	-312,541	-336,981	-362,029	2,838,267	6,613,646	9,639,141
QIGD	-8,622	-496,881	-334,802	718,114	0	-10,000	-46,272	-27,241	8,622	506,881	381,074	-690,873
QEWS	95,250	34,631	-1,498,417	-2,278,693	0	0	-1,000	581	-95,250	-34,631	1,499,417	2,278,112
AHCS	262,495	499,154	763,969	6,638	39,952	31,588	10,002	120,463	-302,447	-530,742	-773,971	-127,101
GISS	-614,091	-4,502,003	-2,840,696	-6,355,704	-32,506	-118,270	-123,223	-283,084	646,597	4,620,273	2,963,919	6,638,788
MPHC	978,187	-1,798,185	-7,504,368	-9,309,506	0	-42,200	53,176	66,803	-978,187	1,840,385	7,451,192	9,242,703
IGRD	-1,253,352	-3,728,198	-3,051,600	-1,265,924	-34,179	-33,434	-63,544	-38,664	1,287,531	3,761,632	3,115,144	1,304,588
QAMC	1,510,878	513,026	-4,598,452	5,535,813	100,000	324,293	-503,935	-471,063	-1,610,878	-837,319	5,102,387	-5,064,750
QATI	-258,277	4,917,875	7,456,035	8,691,212	0	0	-23,020	-142,020	258,277	-4,917,875	-7,433,015	-8,549,192
DOHI	-72,564	-45,875	-487,559	-665,939	0	-51,650	-51,650	-51,650	72,564	97,525	539,209	717,589
QGRI	0	257,200	205,780	272,754	0	-41,000	-40,900	-39,876	0	-216,200	-164,880	-232,878
AKHI	-34,079	-881,744	251,299	-9,063	0	15,000	15,000	-82,293	34,079	866,744	-266,299	91,356
QISI	-4,003	-96,199	-86,809	86,123	0	0	0	265	4,003	96,199	86,809	-86,388
BEMA	-1,400	6,594	5,377	49,310	0	0	0	-703	1,400	-6,594	-5,377	-48,607
QLMI	0	-4,040	-3,266	11,701	0	0	0	0	0	4,040	3,266	-11,701
UDCD	427,595	-463,705	-2,693,554	-3,518,274	0	-20,000	-20,000	-16,463	-427,595	483,705	2,713,554	3,534,737
BRES	-276,759	-2,273,098	-7,009,608	-11,782,379	0	-42,182	-158,595	-66,714	276,759	2,315,280	7,168,203	11,849,093
ERES	2,129,278	3,281,648	6,107,060	6,491,397	0	-267,285	-532,916	-618,737	-2,129,278	-3,014,363	-5,574,144	-5,872,660
MRDS	359,306	2,891,837	10,432,266	2,609,234	62,958	194,697	122,750	-38,126	-422,264	-3,086,534	-10,555,016	-2,571,108
ORDS	-148,937	-966,805	-4,871,089	-6,811,485	0	-228,688	-239,642	-261,642	148,937	1,195,493	5,110,731	7,073,127
VFQS	465,664	-4,443,655	-11,052,830	-10,702,549	0	-10,030	-336,036	-556,604	-465,664	4,453,685	11,388,866	11,259,153
QNNS	-302,616	-287,946	-201,958	-2,391,228	0	0	-15,000	-14,827	302,616	287,946	216,958	2,406,055
GWCS	477,076	1,048,824	936,050	-251,205	0	21,045	8,740	21,299	-477,076	-1,069,869	-944,790	229,906
QGTS	-181,631	-2,007,310	-15,911,161	-25,835,828	0	-332,513	-566,933	-953,910	181,631	2,339,823	16,478,094	26,789,738

## Trading values by nationality for the last Session

Nationality	Purchasing Value	Selling Value	Difference
Qataris	404.21	347.76	56.44
GCC	72.17	17.35	54.82
Arab	70.67	75.75	-5.08
Foreigners	106.12	212.31	-106.19
Total	653.17	653.17	0.0

In million QAR

## Trading by nationality for the last Session

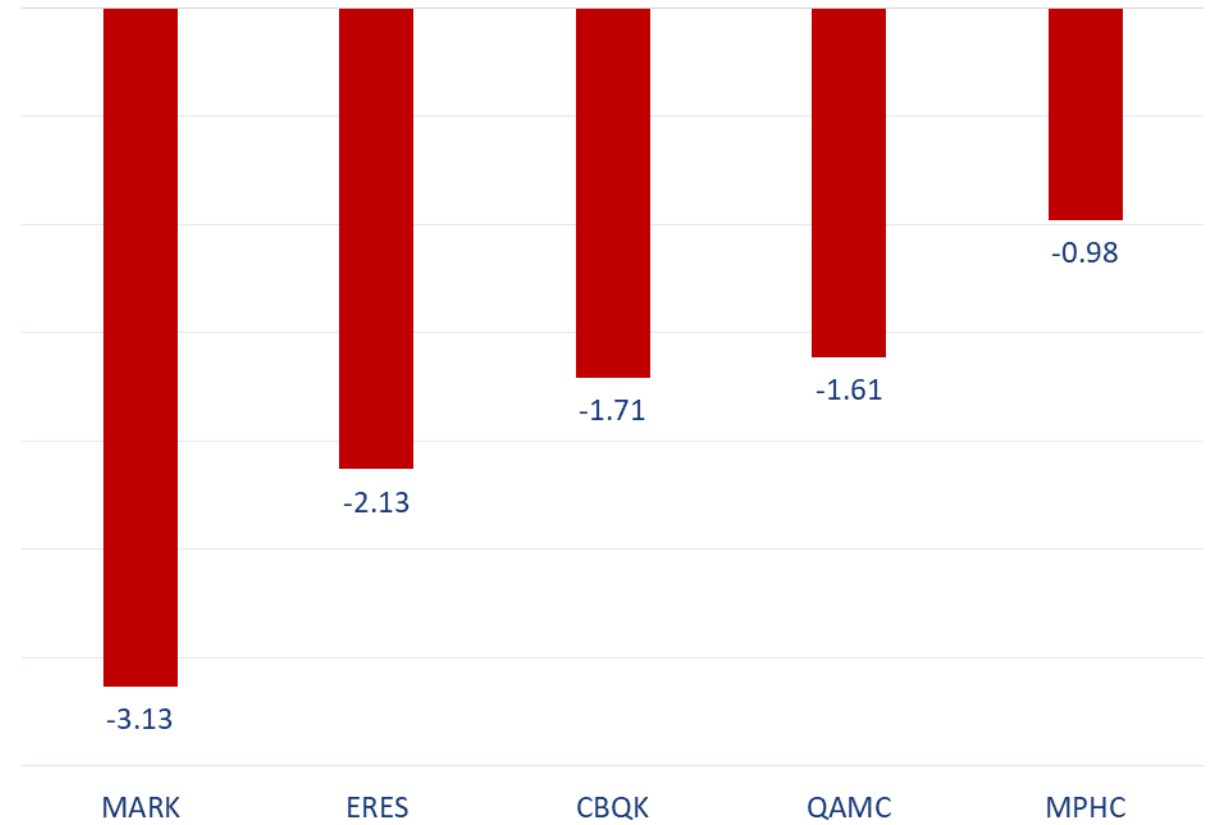
Nationality	Buy %	Sell %	Net
Qataris	61.88%	53.24%	8.64%
GCC	11.05%	2.66%	8.39%
Arab	10.82%	11.60%	-0.78%
Foreigners	16.25%	32.51%	-16.26%

### Top 5 Companies bought (net) by **Foreigners** in the last session



In million shares

### Top 5 Companies sold (net) by **Foreigners** in the last session



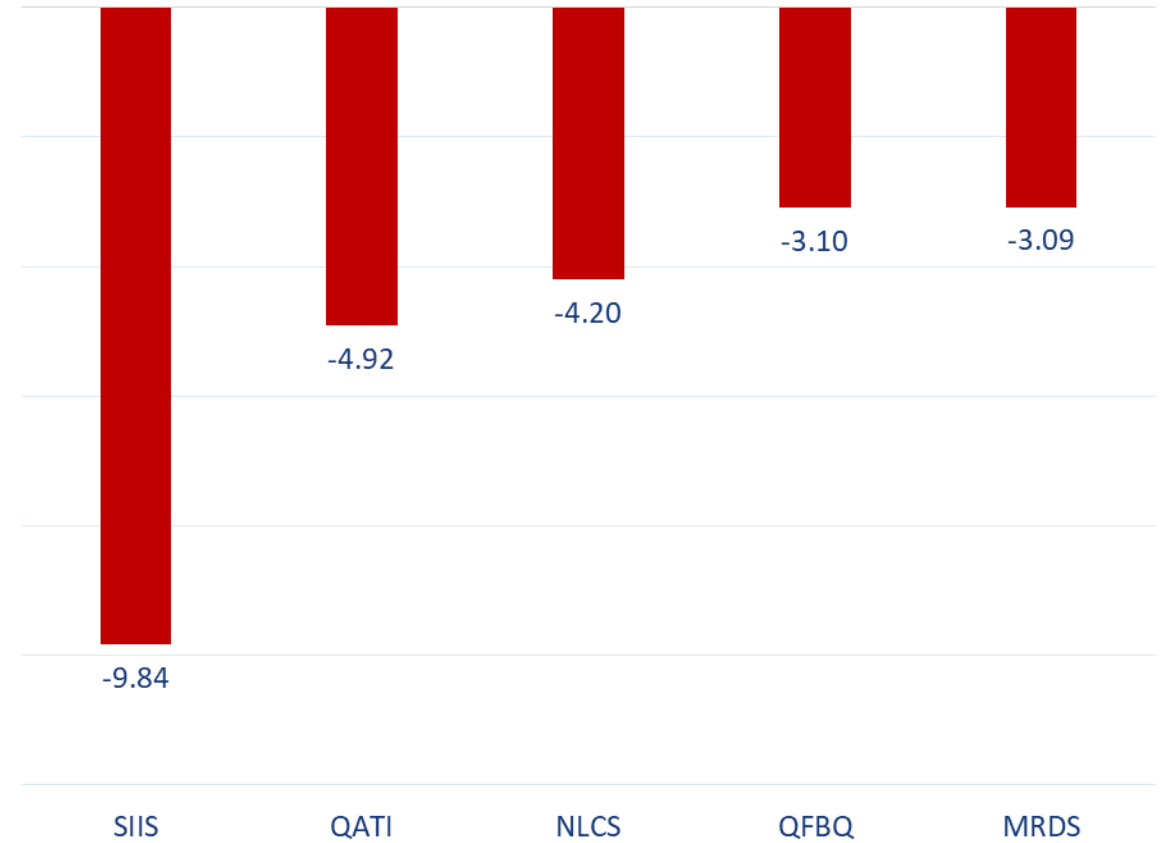
In million shares

Top 5 Companies bought (net) by **Foreigners** over the last week



In million shares

Top 5 Companies sold (net) by **Foreigners** over the last week



In million shares



The figures represent a change in the number of shares.

Daily Change: The net change between 15<sup>th</sup> and 14<sup>th</sup> of May trading sessions

Change for the last 5 sessions: The total daily net change for the last 5 sessions.

Change for the last 10 sessions: The total daily net change for the last 10 sessions.


Change for the last 20 sessions: The total daily net change for the last 20 sessions.

## **DISCLAIMER:**

The information contained was obtained from various public sources believed to be reliable, but we do not guarantee its accuracy. Wasata Financial Securities makes no representations or warranties (express or implied) regarding the data and information provided and Wasata Financial Securities does not represent that the information content of this document is complete, or free from any error, not misleading, or fit for any particular purpose. This report document provides general information only. Neither the information nor any opinion expressed constitutes an offer or an invitation to make an offer, to buy or sell any securities or other investment products related to such securities or investments.

This report document contained is subject to change without prior notice. Wasata assumes no responsibility to update the information in this report document.





Prepared by Financial Advisory Department

  
للأوراق المالية  
FINANCIAL SECURITIES

+974 44498880

[ramzi.qasmieh@Wasata.qa](mailto:ramzi.qasmieh@Wasata.qa)