



## Daily Report for Ownership Changes

16<sup>th</sup> of May 2023 Session

Company									16-May			
	Qatari				GCC				Foreigners			
	Daily Chg.	Last 5 Sessions Chg.	Last 10 Sessions Chg.	Last 20 Sessions Chg.	Daily Chg.	Last 5 Sessions Chg.	Last 10 Sessions Chg.	Last 20 Sessions Chg.	Daily Chg.	Last 5 Sessions Chg.	Last 10 Sessions Chg.	Last 20 Sessions Chg.
QNBK	305,434	1,885,833	-2,899,103	-1,978,990	138	145,224	-241,160	-190,796	-305,572	-2,031,057	3,140,263	2,169,786
QIBK	380,376	1,872,301	-41,858	1,228,949	2,502	22,512	117,322	113,057	-382,878	-1,894,813	-75,464	-1,342,006
CBQK	743,375	4,104,650	-1,583,097	-3,722,806	0	3,936	-6,562	-24,797	-743,375	-4,108,586	1,589,659	3,747,603
DHBK	-1,255,883	-5,573,891	-9,514,422	-4,935,578	500	-125,521	-23,560	-72,677	1,255,383	5,699,416	9,537,982	5,008,255
ABQK	0	0	-26,621	-29,521	0	0	0	0	0	0	26,621	29,521
QIIK	-60,341	86,638	-616,798	-1,100,524	0	-180	9,820	20,651	60,341	-86,458	606,978	1,079,873
MARK	1,682,377	-137,082	-10,896,733	-15,557,379	-8,460	98,855	-1,138,508	-1,155,919	-1,673,917	38,227	12,035,241	16,713,298
DUBK	-2,674,000	-18,118,690	-28,228,382	-35,665,780	-10,000	-133,809	-5,578	-2,940	2,684,000	18,252,499	28,233,960	35,668,720
QFBO	155,531	722,095	1,166,893	3,310,445	0	0	0	-8,528	-155,531	-722,095	-1,166,893	-3,301,917
NLCS	215,919	1,120,555	8,465,746	2,890,265	0	47,677	-116,357	-187,179	-215,919	-1,168,232	-8,349,389	-2,703,086
DBIS	-137,329	765,278	1,394,110	1,634,967	0	-50,411	-275,633	-254,533	137,329	-714,867	-1,118,477	-1,380,434
QOIS	-97,654	116,364	1,035,054	1,847,801	0	-122,975	-72,415	60,987	97,654	6,611	-962,639	-1,908,788
IHGS	-3,532	-103,818	97,175	750,678	-36,013	7,448	7,448	8,257	39,545	96,370	-104,623	-758,935
ZHCD	1,050	11,955	21,961	55,735	0	-10,424	0	-2,016	-1,050	-1,531	-21,961	-53,719
QGMD	1,203,583	1,924,825	13,479,024	11,199,050	134,683	-134,472	-182,196	158,852	-1,338,266	-1,790,353	-13,296,828	-11,357,902
SIIS	-464,996	3,006,300	4,869,966	2,801,497	339,928	779,201	655,303	892,640	125,068	-3,785,501	-5,525,269	-3,694,137
BLDN	-711,796	-1,474,085	2,862,447	5,406,544	0	0	-162,332	88,609	711,796	1,474,085	-2,700,115	-5,495,153
MCGS	-14,616	212,134	310,998	375,517	-2,790	-122,528	-126,528	-127,722	17,406	-89,606	-184,470	-247,795
QCFS	0	-5,700	-9,220	19,220	0	0	0	0	0	5,700	9,220	-19,220
QFLS	-3,771	241,475	-1,244,556	-982,200	118	-1,772	-1,772	1,000	3,653	-239,703	1,246,328	981,200
WDAM	-306,828	-321,315	204,422	298,923	0	17,652	17,652	18,289	306,828	303,663	-222,074	-317,212
MCCS	-42,684	-89,006	-729,756	-1,197,228	-23,930	83,821	83,821	133,821	66,614	5,185	645,935	1,063,407
MERS	16,661	-40,856	193	-4,022	0	66	-16,950	-14,688	-16,661	40,790	16,757	18,710
QIMD	8,180	-81,833	-89,579	10,627	0	18,243	20,000	9,506	-8,180	63,590	69,579	-20,133
QNCD	-1,260	106,698	251,437	-56,566	0	-86,051	8,594	108,022	1,260	-20,647	-260,031	-51,456

Company									16-May			
	Qatari				GCC				Foreigners			
	Daily Chg.	Last 5 Sessions Chg.	Last 10 Sessions Chg.	Last 20 Sessions Chg.	Daily Chg.	Last 5 Sessions Chg.	Last 10 Sessions Chg.	Last 20 Sessions Chg.	Daily Chg.	Last 5 Sessions Chg.	Last 10 Sessions Chg.	Last 20 Sessions Chg.
IQCD	300,960	-2,096,054	-5,271,496	-8,957,632	0	-14,898	-322,283	-336,981	-300,960	2,110,952	5,593,779	9,294,613
QIGD	-94,495	-318,535	-446,043	482,720	0	-10,000	-46,332	-34,448	94,495	328,535	492,375	-448,272
QEWS	-111,952	-40,371	-1,575,480	-2,360,951	0	0	0	581	111,952	40,371	1,575,480	2,360,370
AHCS	127,182	379,434	1,478,615	311,072	13,000	-1,355	32,002	133,463	-140,182	-378,079	-1,510,617	-444,535
GISS	-1,120,036	-2,967,762	-4,875,910	-8,378,551	0	-148,270	-118,723	-266,866	1,120,036	3,116,032	4,994,630	8,645,417
MPHC	479,524	-290,819	-6,432,763	-11,537,777	0	-42,200	-43,127	66,803	-479,524	333,019	6,475,890	11,470,974
IGRD	101,515	-1,428,217	-3,686,525	-4,429,954	4,900	-29,371	-58,644	-33,764	-106,415	1,457,588	3,745,169	4,463,718
QAMC	119,155	1,664,404	-2,762,295	5,903,418	0	77,835	-643,955	-562,882	-119,155	-1,742,239	3,406,250	-5,340,536
QATI	-144,986	3,785,478	7,028,514	8,155,415	0	0	-23,020	-23,020	144,986	-3,785,478	-7,005,494	-8,132,395
DOHI	69,540	-149,406	-320,519	-598,375	0	-1,650	-51,650	-51,650	-69,540	151,056	372,169	650,025
QGRI	0	255,440	165,084	264,157	0	-41,000	-45,176	-39,876	0	-214,440	-119,908	-224,281
AKHI	-156,854	-246,808	392,868	34,400	0	15,000	15,000	-101,132	156,854	231,808	-407,868	66,732
QISI	-10,000	-6,653	-96,809	-23,097	0	0	0	265	10,000	6,653	96,809	22,832
BEMA	-48	6,546	3,427	48,569	0	0	0	-703	48	-6,546	-3,427	-47,866
QLMI	100	-905	-10,265	10,801	0	0	0	0	-100	905	10,265	-10,801
UDCD	164,766	-1,615,742	-2,525,294	-3,316,556	0	0	-20,000	-16,463	-164,766	1,615,742	2,545,294	3,333,019
BRES	-1,022,744	-2,792,955	-7,710,629	-13,833,229	10,000	-5,168	-117,014	-56,714	1,012,744	2,798,123	7,827,643	13,889,943
ERES	-726,549	1,490,320	4,025,089	4,833,258	0	-95,088	-275,285	-618,737	726,549	-1,395,232	-3,749,804	-4,214,521
MRDS	-615,024	2,816,943	6,851,048	4,337,677	-25,635	203,805	169,474	-63,761	640,659	-3,020,748	-7,020,522	-4,273,916
ORDS	2,933	-843,103	-4,530,291	-6,705,773	0	-223,923	-261,482	-257,642	-2,933	1,067,026	4,791,773	6,963,415
VFQS	-362,492	-2,881,981	-11,094,916	-11,032,436	0	-30	-152,179	-556,604	362,492	2,882,011	11,247,095	11,589,040
QNNS	-141,308	-524,583	-323,178	-2,141,378	0	0	-15,000	-14,827	141,308	524,583	338,178	2,156,205
GWCS	57,558	1,845,508	786,412	-453,674	0	0	8,740	21,299	-57,558	-1,845,508	-795,152	432,375
QGTS	322,285	-572,686	-14,192,715	-23,306,827	777	-96,226	-504,406	-853,133	-323,062	668,912	14,697,121	24,159,960

## Trading values by nationality for the last Session

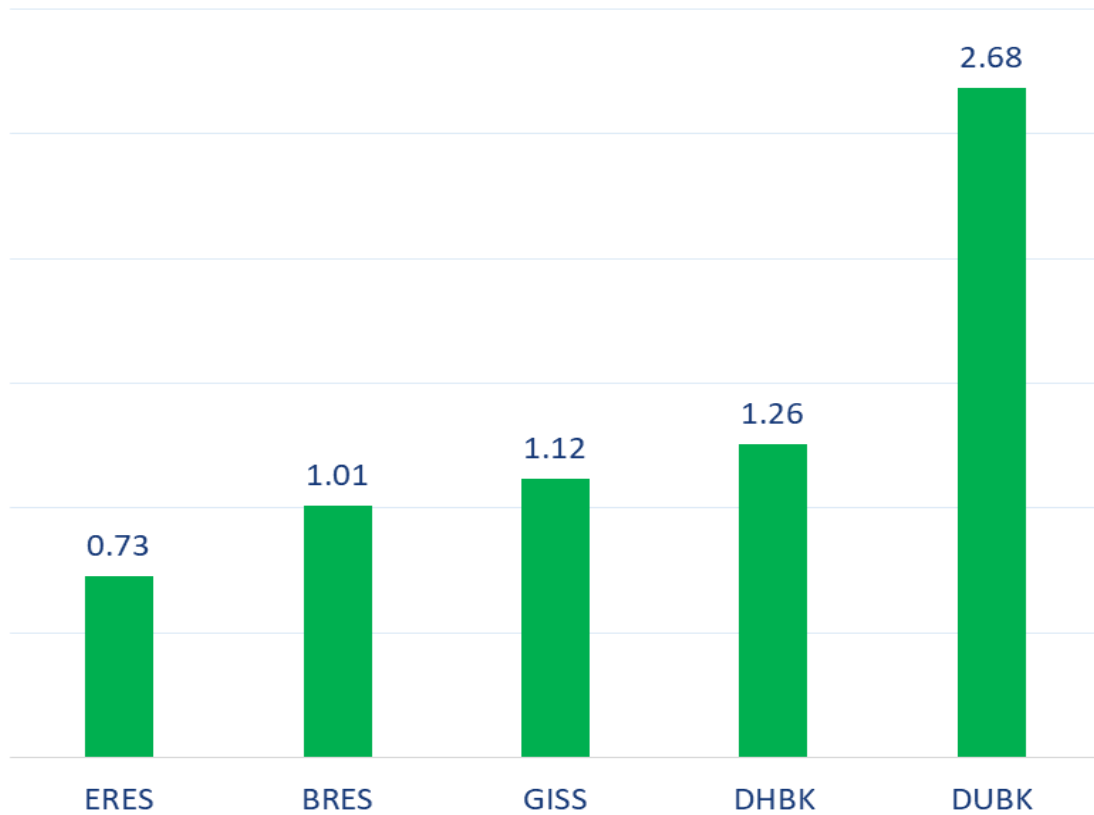
Nationality	Purchasing Value	Selling Value	Difference
Qataris	243.96	240.87	3.10
GCC	18.82	9.38	9.44
Arab	44.99	42.72	2.27
Foreigners	79.13	93.93	-14.80
Total	386.90	386.90	0.0

In million QAR

## Trading by nationality for the last Session

Nationality	Buy %	Sell %	Net
Qataris	63.06%	62.26%	0.80%
GCC	4.86%	2.42%	2.44%
Arab	11.63%	11.04%	0.58%
Foreigners	20.45%	24.28%	-3.83%

Top 5 Companies bought (net) by **Foreigners** in the last session



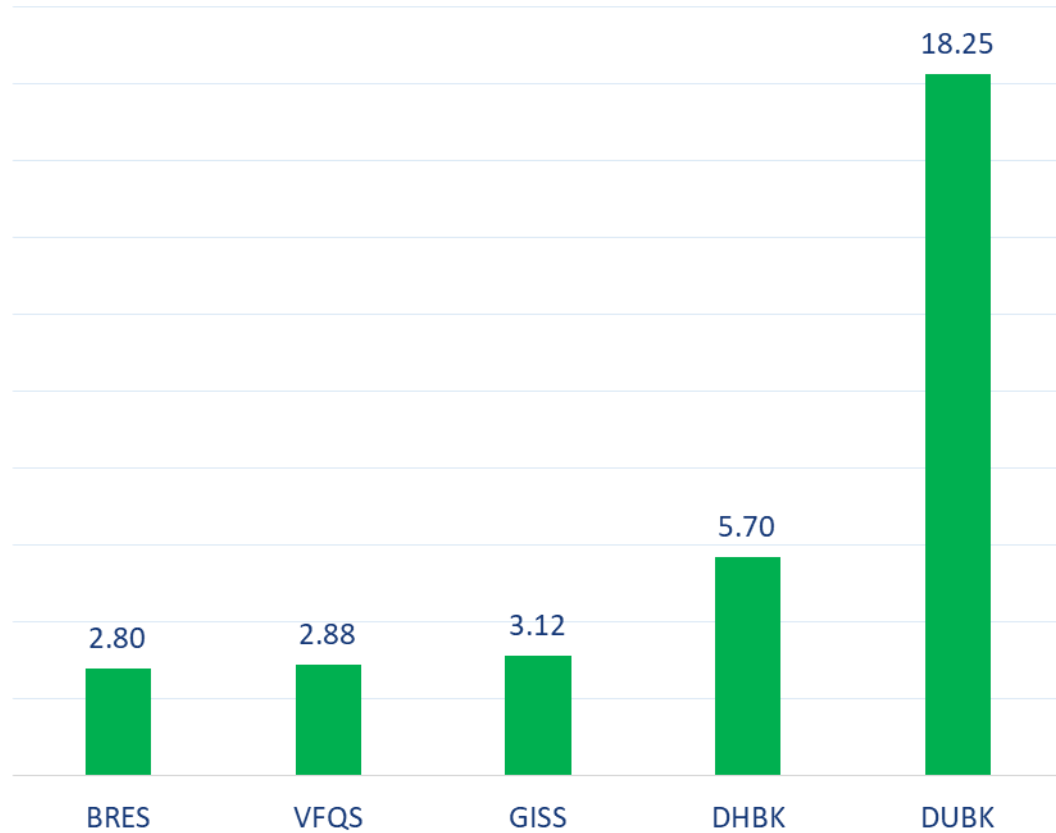
In million shares

Top 5 Companies sold (net) by **Foreigners** in the last session



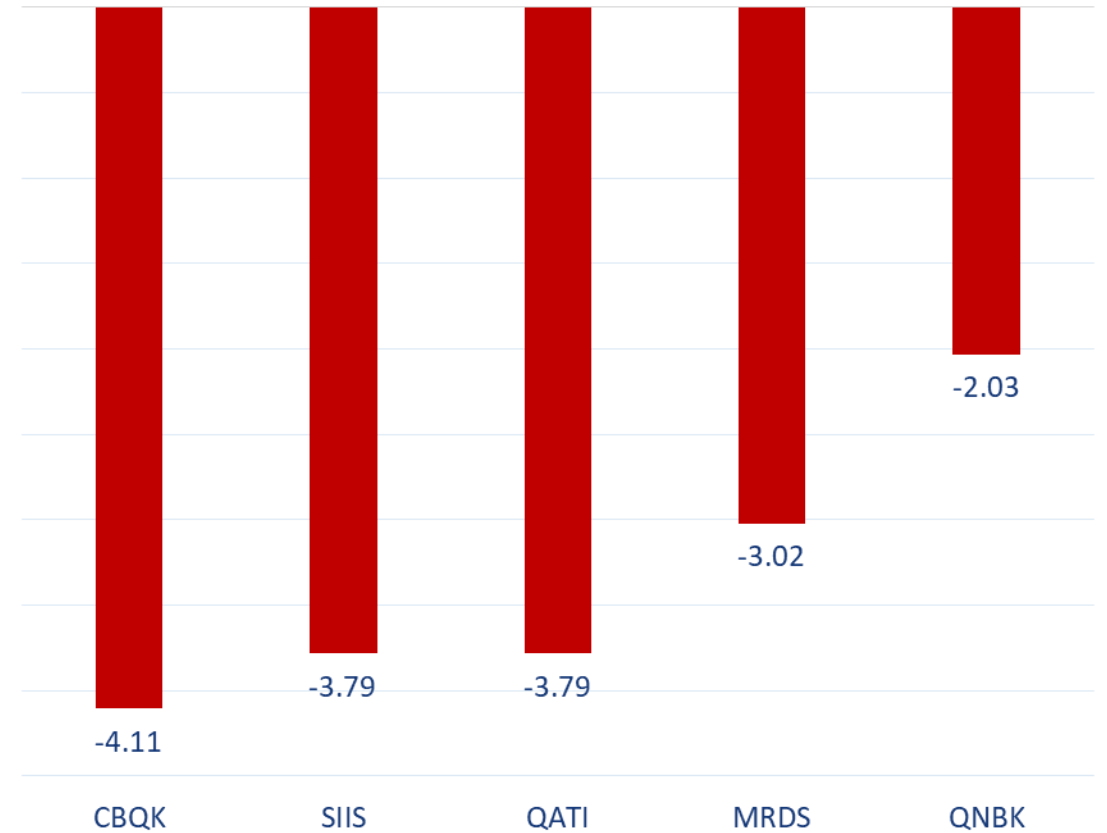
In million shares

Top 5 Companies bought (net) by **Foreigners** over the last week



In million shares

Top 5 Companies sold (net) by **Foreigners** over the last week



In million shares



The figures represent a change in the number of shares.

Daily Change: The net change between 16<sup>th</sup> and 15<sup>th</sup> of May trading sessions

Change for the last 5 sessions: The total daily net change for the last 5 sessions.

Change for the last 10 sessions: The total daily net change for the last 10 sessions.

Change for the last 20 sessions: The total daily net change for the last 20 sessions.

## **DISCLAIMER:**

The information contained was obtained from various public sources believed to be reliable, but we do not guarantee its accuracy. Wasata Financial Securities makes no representations or warranties (express or implied) regarding the data and information provided and Wasata Financial Securities does not represent that the information content of this document is complete, or free from any error, not misleading, or fit for any particular purpose. This report document provides general information only. Neither the information nor any opinion expressed constitutes an offer or an invitation to make an offer, to buy or sell any securities or other investment products related to such securities or investments.

This report document contained is subject to change without prior notice. Wasata assumes no responsibility to update the information in this report document.





Prepared by Financial Advisory Department

  
وساطة  
WASATA  
للأوراق المالية  
FINANCIAL SECURITIES

+974 44498880

[ramzi.qasmieh@Wasata.qa](mailto:ramzi.qasmieh@Wasata.qa)