



## Daily Report for Ownership Changes

17<sup>th</sup> of May 2023 Session

Company	17-May											
	Qatari				GCC				Foreigners			
	Daily Chg.	Last 5 Sessions Chg.	Last 10 Sessions Chg.	Last 20 Sessions Chg.	Daily Chg.	Last 5 Sessions Chg.	Last 10 Sessions Chg.	Last 20 Sessions Chg.	Daily Chg.	Last 5 Sessions Chg.	Last 10 Sessions Chg.	Last 20 Sessions Chg.
QNBK	-415,437	831,026	-2,886,835	-3,194,963	-78,315	10,596	-318,972	-269,111	493,752	-841,622	3,205,807	3,464,074
QIBK	-382,341	1,461,461	-56,529	930,124	-2,502	25,587	112,691	110,767	384,843	-1,487,048	-56,162	-1,040,891
CBQK	688,876	4,816,834	722,080	-2,930,458	-180	2,786	-6,742	-24,977	-688,696	-4,819,620	-715,338	2,955,435
DHBK	-1,440,239	-6,289,710	-10,549,851	-6,968,586	250,169	-3,912	144,859	177,492	1,190,070	6,293,622	10,404,992	6,791,094
ABQK	20,000	20,000	-6,621	-9,521	0	0	0	0	-20,000	-20,000	6,621	9,521
QIIK	-711,241	-529,109	-1,177,325	-1,781,699	0	0	9,820	20,651	711,241	529,109	1,167,505	1,761,048
MARK	-5,221,865	-1,639,139	-13,818,321	-20,621,273	-36,280	122,351	-1,166,328	-1,186,559	5,258,145	1,516,788	14,984,649	21,807,832
DUBK	-3,157,883	-19,806,938	-30,144,686	-38,495,439	0	79,233	-162	-2,940	3,157,883	19,727,705	30,144,848	38,498,379
QFBQ	1,155,722	1,392,930	3,307,272	4,861,907	-29,000	-29,000	-29,000	-37,528	-1,126,722	-1,363,930	-3,278,272	-4,824,379
NLCS	631,502	3,363,309	9,405,863	3,039,595	0	-1,191	-89,379	-157,179	-631,502	-3,362,118	-9,316,484	-2,882,416
DBIS	719,589	1,202,378	2,306,140	2,305,058	0	-46,411	-495,773	-276,133	-719,589	-1,155,967	-1,810,367	-2,028,925
QOIS	-599,410	-733,152	6,939	923,054	-10,000	-132,975	-82,415	50,987	609,410	866,127	75,476	-974,041
IHGS	-111,616	115,819	-55,090	623,791	21,610	18,338	29,058	29,867	90,006	-134,157	26,032	-653,658
ZHCD	-7,782	5,922	27,500	47,953	0	0	-9,568	-2,016	7,782	-5,922	-17,932	-45,937
QGMD	-28,191	231,395	13,282,454	11,724,919	3,351	10,771	94,766	162,203	24,840	-242,166	-13,377,220	-11,887,122
SIIS	-4,708,123	-4,199,220	2,761,025	-1,512,864	-335,134	528,671	93,999	556,951	5,043,257	3,670,549	-2,855,024	955,913
BLDN	-934,873	-2,371,378	-585,706	4,379,080	-46,471	-46,471	-7,098	42,138	981,344	2,417,849	592,804	-4,421,218
MCGS	-180,093	-21,822	151,751	129,852	0	-122,528	-126,528	-127,722	180,093	144,350	-25,223	-2,130
QCFS	0	-5,700	-9,220	19,220	0	0	0	0	0	5,700	9,220	-19,220
QFLS	74,558	282,361	-377,587	-917,848	0	-1,772	-1,772	800	-74,558	-280,589	379,359	917,048
WDAM	-88,265	77,044	127,739	209,758	-800	16,852	16,852	17,489	89,065	-93,896	-144,591	-227,247
MCCS	-345,161	-46,963	-1,161,294	-1,585,651	-6,547	-5,754	77,274	127,274	351,708	52,717	1,084,020	1,458,377
MERS	-16,973	-41,162	-17,423	-32,287	0	-150	-12,643	-14,688	16,973	41,312	30,066	46,975
QIMD	-27,355	-30,694	-99,296	-16,728	0	18,243	20,000	9,506	27,355	12,451	79,296	7,222
QNCD	105,570	197,709	356,756	37,639	-3,690	-100,746	4,904	104,332	-101,880	-96,963	-361,660	-141,971

Company									17-May			
	Qatari				GCC				Foreigners			
	Daily Chg.	Last 5 Sessions Chg.	Last 10 Sessions Chg.	Last 20 Sessions Chg.	Daily Chg.	Last 5 Sessions Chg.	Last 10 Sessions Chg.	Last 20 Sessions Chg.	Daily Chg.	Last 5 Sessions Chg.	Last 10 Sessions Chg.	Last 20 Sessions Chg.
IQCD	-278,234	-2,054,190	-2,425,964	-9,562,712	-310	-15,310	-302,617	-308,699	278,544	2,069,500	2,728,581	9,871,411
QIGD	-251,968	555,744	-1,268,206	7,464	0	0	-46,332	-34,448	251,968	-555,744	1,314,538	26,984
QEWS	-255,326	-253,772	-837,414	-2,621,213	0	0	0	581	255,326	253,772	837,414	2,620,632
AHCS	-1,385,704	-773,941	-435,766	-1,141,861	0	36,348	8,368	128,594	1,385,704	737,593	427,398	1,013,267
GISS	-958,411	-4,168,782	-5,901,542	-8,653,196	0	-148,270	-55,081	-117,618	958,411	4,317,052	5,956,623	8,770,814
MPHC	-676,346	-362,792	-6,165,308	-12,105,939	-67,376	-69,576	-108,503	-573	743,722	432,368	6,273,811	12,106,512
IGRD	-80,645	-344,376	-2,456,339	-4,885,933	0	-59,371	-62,427	-33,764	80,645	403,747	2,518,766	4,919,697
QAMC	-56,073	761,923	-350,752	4,501,274	-52,500	45,611	-698,310	-598,267	108,573	-807,534	1,049,062	-3,903,007
QATI	232,759	3,850,441	7,234,473	8,447,678	300	300	-22,720	-22,720	-233,059	-3,850,741	-7,211,753	-8,424,958
DOHI	21,131	34,261	-296,121	-577,244	0	-1,650	-51,650	-51,650	-21,131	-32,611	347,771	628,894
OGRI	10,001	93,488	175,084	254,558	-9,600	-50,600	-54,776	-49,476	-401	-42,888	-120,308	-205,082
AKHI	45,579	-23,198	423,846	16,864	0	-15,000	15,000	-101,132	-45,579	38,198	-438,846	84,268
QISI	-9,747	-20,235	-109,350	-32,644	0	0	0	265	9,747	20,235	109,350	32,379
BEMA	1,370	7,916	1,987	16,556	0	0	0	-703	-1,370	-7,916	-1,987	-15,853
QLMI	0	-905	-10,265	12,401	0	0	0	0	0	905	10,265	-12,401
UDCD	80,118	-496,993	-1,647,457	-3,204,117	0	0	-20,000	-16,463	-80,118	496,993	1,667,457	3,220,580
BRES	80,875	-2,998,049	-6,761,298	-13,620,250	10,000	20,000	-107,014	-46,714	-90,875	2,978,049	6,868,312	13,666,964
ERES	-854,565	1,728,255	852,446	4,545,144	0	77,715	-312,818	-618,737	854,565	-1,805,970	-539,628	-3,926,407
MRDS	-1,943,138	114,645	4,515,411	2,015,976	393,646	497,510	548,335	224,856	1,549,492	-612,155	-5,063,746	-2,240,832
ORDS	-232,326	-842,028	-2,006,996	-6,922,116	0	0	-236,692	-254,642	232,326	842,028	2,243,688	7,176,758
VFQS	3,113,269	3,141,016	-8,276,585	-7,897,558	48,888	48,888	-76,361	-507,716	-3,162,157	-3,189,904	8,352,946	8,405,274
QNNS	-155,330	-956,912	-786,597	-2,224,583	0	0	0	-14,827	155,330	956,912	786,597	2,239,410
GWCS	-45,888	1,595,931	911,852	-393,186	0	0	21,045	21,299	45,888	-1,595,931	-932,897	371,887
QGTS	-303,423	-803,610	-13,883,034	-23,848,013	-83,671	-164,984	-561,077	-936,804	387,094	968,594	14,444,111	24,784,817

## Trading values by nationality for the last Session

Nationality	Purchasing Value	Selling Value	Difference
Qataris	336.31	408.37	-72.07
GCC	68.51	24.21	44.31
Arab	77.01	78.97	-1.96
Foreigners	187.16	157.44	29.72
Total	668.99	668.99	0.0

In million QAR

## Trading by nationality for the last Session

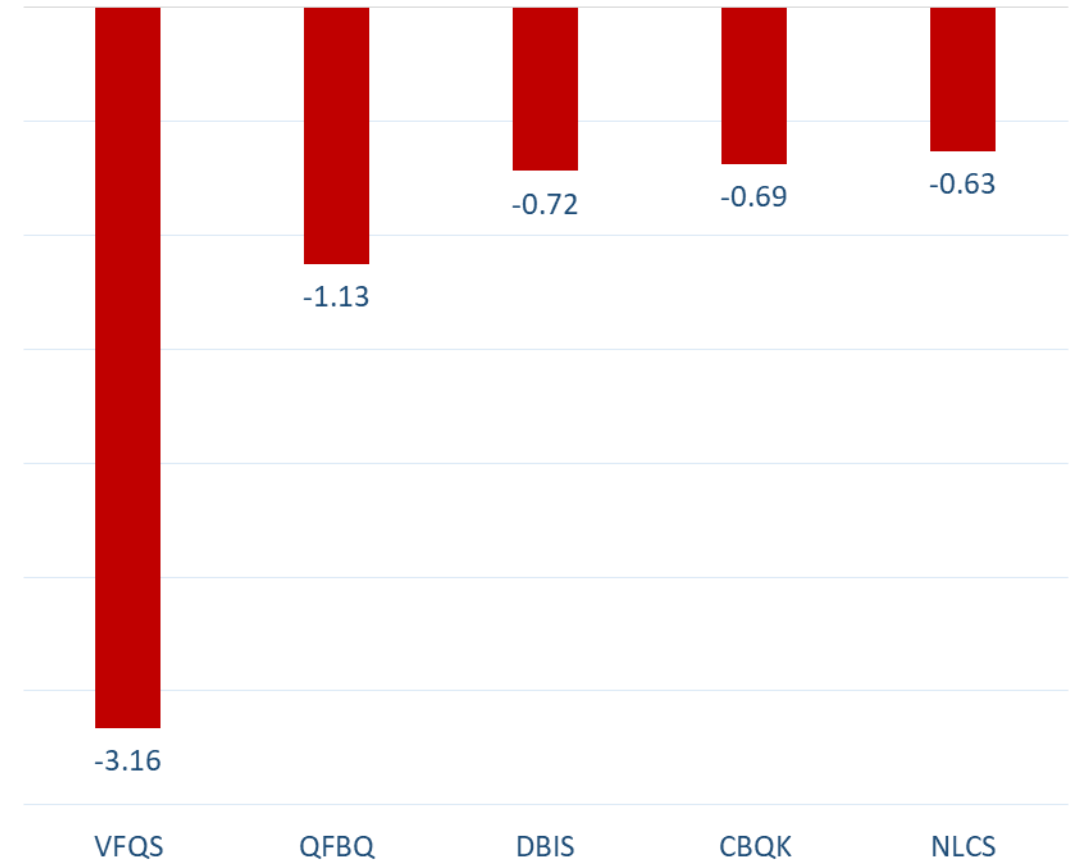
Nationality	Buy %	Sell %	Net
Qataris	50.27%	61.04%	-10.77%
GCC	10.24%	3.62%	6.62%
Arab	11.51%	11.81%	-0.29%
Foreigners	27.98%	23.53%	4.44%

Top 5 Companies bought (net) by **Foreigners** in the last session



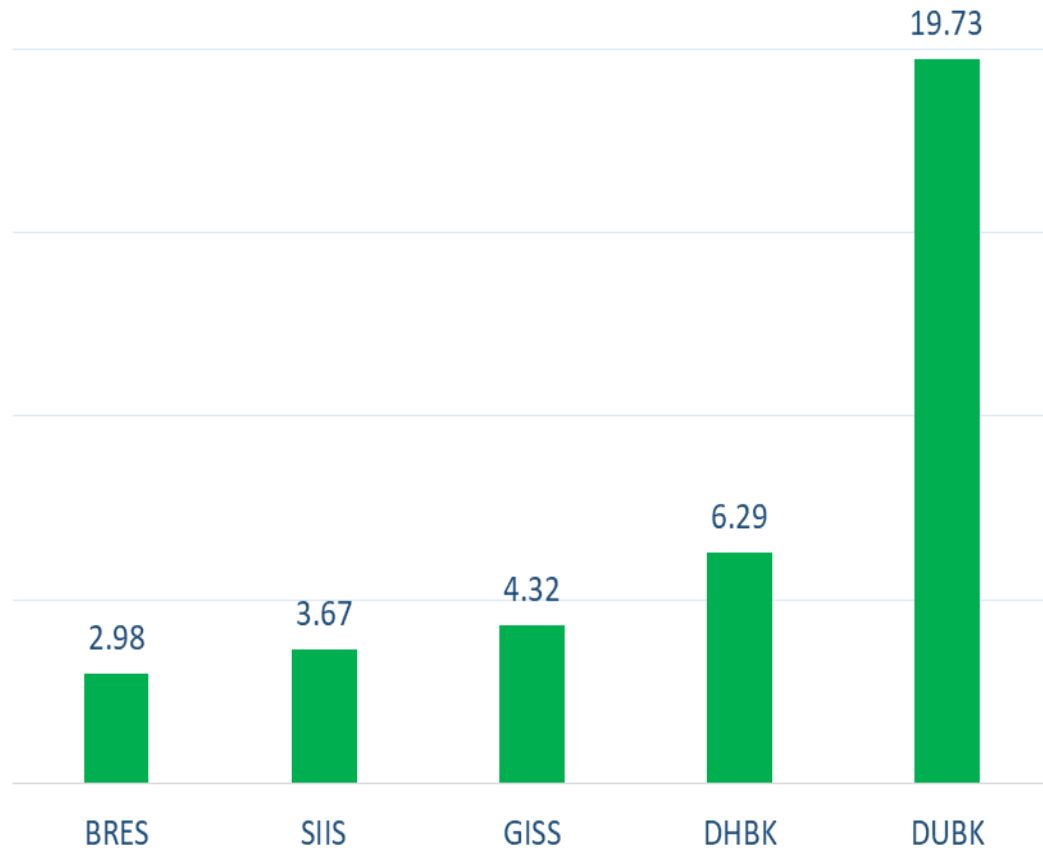
In million shares

Top 5 Companies sold (net) by **Foreigners** in the last session



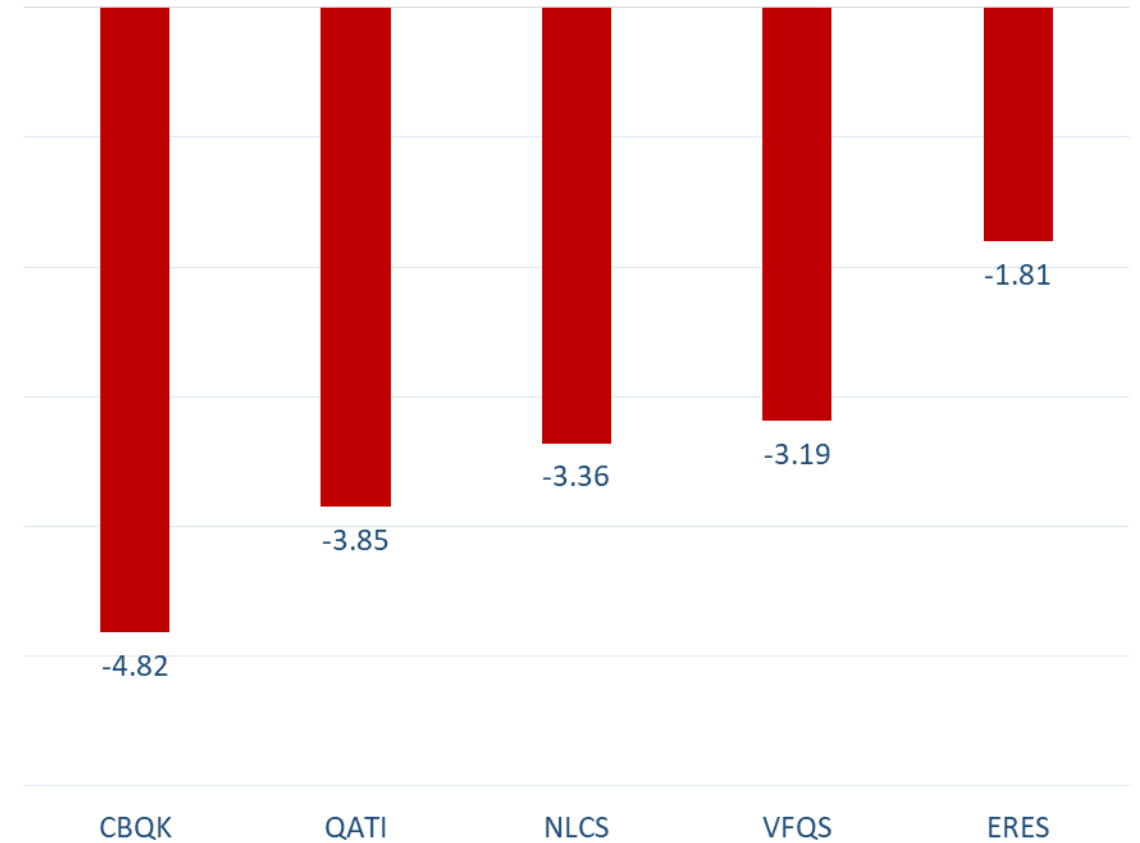
In million shares

Top 5 Companies bought (net) by **Foreigners** over the last week



In million shares

Top 5 Companies sold (net) by **Foreigners** over the last week



In million shares



The figures represent a change in the number of shares.

Daily Change: The net change between 17<sup>th</sup> and 16<sup>th</sup> of May trading sessions

Change for the last 5 sessions: The total daily net change for the last 5 sessions.

Change for the last 10 sessions: The total daily net change for the last 10 sessions.

Change for the last 20 sessions: The total daily net change for the last 20 sessions.

## **DISCLAIMER:**

The information contained was obtained from various public sources believed to be reliable, but we do not guarantee its accuracy. Wasata Financial Securities makes no representations or warranties (express or implied) regarding the data and information provided and Wasata Financial Securities does not represent that the information content of this document is complete, or free from any error, not misleading, or fit for any particular purpose. This report document provides general information only. Neither the information nor any opinion expressed constitutes an offer or an invitation to make an offer, to buy or sell any securities or other investment products related to such securities or investments.

This report document contained is subject to change without prior notice. Wasata assumes no responsibility to update the information in this report document.





Prepared by Financial Advisory Department

  
وساطة  
WASATA  
للأوراق المالية  
FINANCIAL SECURITIES

+974 44498880

[ramzi.qasmieh@Wasata.qa](mailto:ramzi.qasmieh@Wasata.qa)