



Daily Report for Ownership Changes

2nd of May 2023 Session

									2-May			
Company	Qatari				GCC				Foreigners			
	Daily Chg.	Last 5 Sessions Chg.	Last 10 Sessions Chg.	Last 20 Sessions Chg.	Daily Chg.	Last 5 Sessions Chg.	Last 10 Sessions Chg.	Last 20 Sessions Chg.	Daily Chg.	Last 5 Sessions Chg.	Last 10 Sessions Chg.	Last 20 Sessions Chg.
QNBK	-485,590	-894,720	742,156	4,331,935	0	-1,183	50,364	-789,843	485,590	895,903	-792,520	-3,542,092
QIBK	186,138	627,500	1,270,807	2,026,434	-21,288	-32,069	-25,553	568	-164,850	-595,431	-1,245,254	-2,027,002
CBQK	-619,012	-1,656,775	-2,472,007	-5,195,081	-850	-13,235	-18,235	-18,235	619,862	1,670,010	2,492,311	5,215,385
DHBK	-255,886	3,144,976	4,578,844	1,141,273	-314,842	0	-49,117	-41,577	570,728	-3,144,976	-4,529,727	-1,099,696
ABQK	-2,520	-2,900	-2,900	14,204	0	0	0	-20,104	2,520	2,900	2,900	5,900
QIIK	-166,624	-260,537	-483,726	-1,047,692	0	0	10,831	10,831	166,624	260,537	472,895	1,036,861
MARK	-2,160,946	-4,406,969	-4,660,646	-995,523	-5,640	-64,940	-17,411	-68,245	2,166,586	4,471,909	4,678,057	1,063,768
DUBK	-1,380,338	-1,305,443	-7,437,398	-21,874,992	5,999	5,999	2,638	86,242	1,374,339	1,299,444	7,434,760	21,788,750
QFBO	-255,143	759,133	2,143,552	709,976	0	-8,890	-8,528	32,897	255,143	-750,243	-2,135,024	-742,873
NLCS	1,198,577	-5,478,125	-5,575,481	-6,410,122	3,153	-66,447	-70,822	-107,547	-1,201,730	5,544,572	5,646,303	6,517,669
DBIS	26,445	477,547	240,857	971,852	0	-500	21,100	-20,765	-26,445	-477,047	-261,957	-951,087
OOIS	451,604	324,337	812,747	2,169,150	23,802	133,402	133,402	76,306	-475,406	-457,739	-946,149	-2,245,456
IHGS	34,107	295,905	653,503	537,997	0	809	809	-199,191	-34,107	-296,714	-654,312	-338,806
ZHCD	114	7,874	33,774	-148,097	0	0	-2,016	31,923	-114	-7,874	-31,758	116,174
QGMD	-912,293	-2,945,179	-2,279,974	-1,488,007	0	335,048	341,048	171,981	912,293	2,610,131	1,938,926	1,316,026
SIIS	-380,123	-1,517,291	-2,068,469	-7,677,002	15,624	143,098	237,337	72,808	364,499	1,374,193	1,831,132	7,604,194
BLDN	2,438,466	1,217,350	2,544,097	2,004,977	6,722	250,941	250,941	250,941	-2,225,217	-1,248,320	-2,575,067	-2,035,947
MCGS	-2,531	-94,110	64,519	-85,471	0	-5,588	-1,194	-4,449	2,531	99,698	-63,325	89,920
QCFS	0	28,440	28,440	17,190	0	0	0	0	0	-28,440	-28,440	-17,190
QFLS	71,642	306,145	262,356	598,173	0	2,572	2,772	3,053	-71,642	-308,717	-265,128	-601,226
WDAM	-88,421	307,841	94,501	488,550	0	637	637	637	88,421	-308,478	-95,138	-489,187
MCCS	-33,921	-465,235	-467,472	32,337	0	0	50,000	29,602	33,921	465,235	417,472	-61,939
MERS	-3,627	-18,046	-4,215	-549,830	-4,997	5,938	2,262	26,256	8,624	12,108	1,953	523,574
QIMD	-2,659	63,131	100,206	208,192	-5,060	-12,054	-10,494	45,009	7,719	-51,077	-89,712	-253,201
QNCD	-33,099	-81,269	-308,003	-427,556	0	-572	99,428	99,841	33,099	81,841	208,575	327,715

اسم الشركة	2-May											
	القطرين				دول مجلس التعاون				الأجانب			
	التغير اليومي	التغير لآخر 5 جلسات	التغير لآخر 10 جلسات	التغير لآخر 20 جلسة	التغير اليومي	التغير لآخر 5 جلسات	التغير لآخر 10 جلسات	التغير لآخر 20 جلسة	التغير اليومي	التغير لآخر 5 جلسات	التغير لآخر 10 جلسات	التغير لآخر 20 جلسة
IQCD	-728,649	-5,110,035	-3,686,136	-6,499,141	9,742	19,845	-14,698	199,808	718,907	5,090,190	3,700,834	6,299,333
QIGD	16,746	258,300	928,763	1,252,577	60	11,884	11,884	38,566	-16,806	-270,184	-940,647	-1,291,143
QEWS	-34,889	-454,477	-785,471	-1,052,520	-1,000	-419	581	581	35,889	454,896	784,890	1,051,939
AHCS	-587,464	-1,177,346	-1,167,543	-1,533,901	-9,000	14,886	101,461	134,559	596,464	1,162,460	1,066,082	1,399,342
GISS	700,448	-2,083,100	-3,717,371	-2,854,543	-4,500	1,105	-148,143	-180,269	-695,948	2,081,995	3,865,514	3,034,812
MPHC	-1,230,336	-3,873,122	-5,743,269	-315,346	96,303	109,930	109,930	70,330	1,134,033	3,763,192	5,633,339	245,016
IGRD	736,440	-3,775,261	-743,429	17,682,895	0	24,880	24,880	10,430	-736,440	3,750,381	718,549	-17,693,325
QAMC	-1,539,680	7,152,906	8,843,035	12,015,717	140,020	88,188	81,073	313,622	1,399,660	-7,241,094	-8,924,108	-12,329,339
QATI	282,535	1,074,834	1,126,901	5,320,266	0	0	0	-102,933	-282,535	-1,074,834	-1,126,901	-5,217,333
DOHI	-97,500	-277,857	-277,856	-230,732	0	0	0	-58,338	97,500	277,857	277,856	289,070
QGRI	40,696	40,895	99,073	93,083	4,276	4,276	5,300	15,300	-44,972	-45,171	-104,373	-108,383
AKHI	-298,423	-560,822	-358,468	-1,425,024	0	-73,900	-116,132	380	298,423	634,722	474,600	1,424,644
QISI	0	66,093	73,712	182,979	0	265	265	265	0	-66,358	-73,977	-183,244
BEMA	1,902	4,442	45,142	44,809	0	0	-703	-703	-1,902	-4,442	-44,439	-44,106
QLMI	7,099	30,989	21,066	54,305	0	0	0	0	-7,099	-30,989	-21,066	-54,305
UDCD	-3,494	-804,494	-791,262	-1,131,150	0	3,537	3,537	3,487	3,494	800,957	787,725	1,127,663
BRES	-799,439	-5,874,785	-6,600,316	-4,948,050	-31,581	63,573	60,300	-46,005	831,020	5,811,212	6,540,016	4,994,055
ERES	1,224,519	883,998	677,266	9,204,619	-257,631	-343,452	-343,452	-465,672	-966,888	-538,045	-331,313	-8,736,446
MRDS	2,966,194	-2,182,791	-2,513,371	-8,723,332	-72,359	-403,246	-233,235	-186,719	-2,893,835	2,586,037	2,746,606	8,910,051
ORDS	-337,865	-2,138,729	-2,175,482	-3,665,485	21,840	6,840	3,840	-10,382	355,094	2,170,958	2,210,711	3,703,296
VFQS	-320,406	-1,201,485	286,281	1,552,036	-183,857	-403,925	-404,425	-436,025	504,263	1,451,967	-123,792	-1,269,454
QNNS	-20,088	-1,488,249	-1,913,447	-4,227,649	0	173	173	173	20,088	1,392,829	1,663,627	4,036,982
GWCS	177,142	183,082	-1,240,086	1,599,817	0	254	12,559	12,367	-177,142	-183,336	1,227,527	-1,582,130
QGTS	-1,787,283	-7,539,949	-9,505,234	-18,382,014	-61,750	-348,477	-348,727	-626,089	1,849,033	7,888,426	9,853,961	19,008,103

Trading values by nationality for the last Session

Nationality	Purchasing Value	Selling Value	Difference
Qataris	279.56	320.05	-40.49
GCC	25.42	17.79	7.63
Arab	65.89	63.98	1.91
Foreigners	124.61	93.67	30.95
Total	495.48	495.48	0.0

In million QAR

Trading by nationality for the last Session

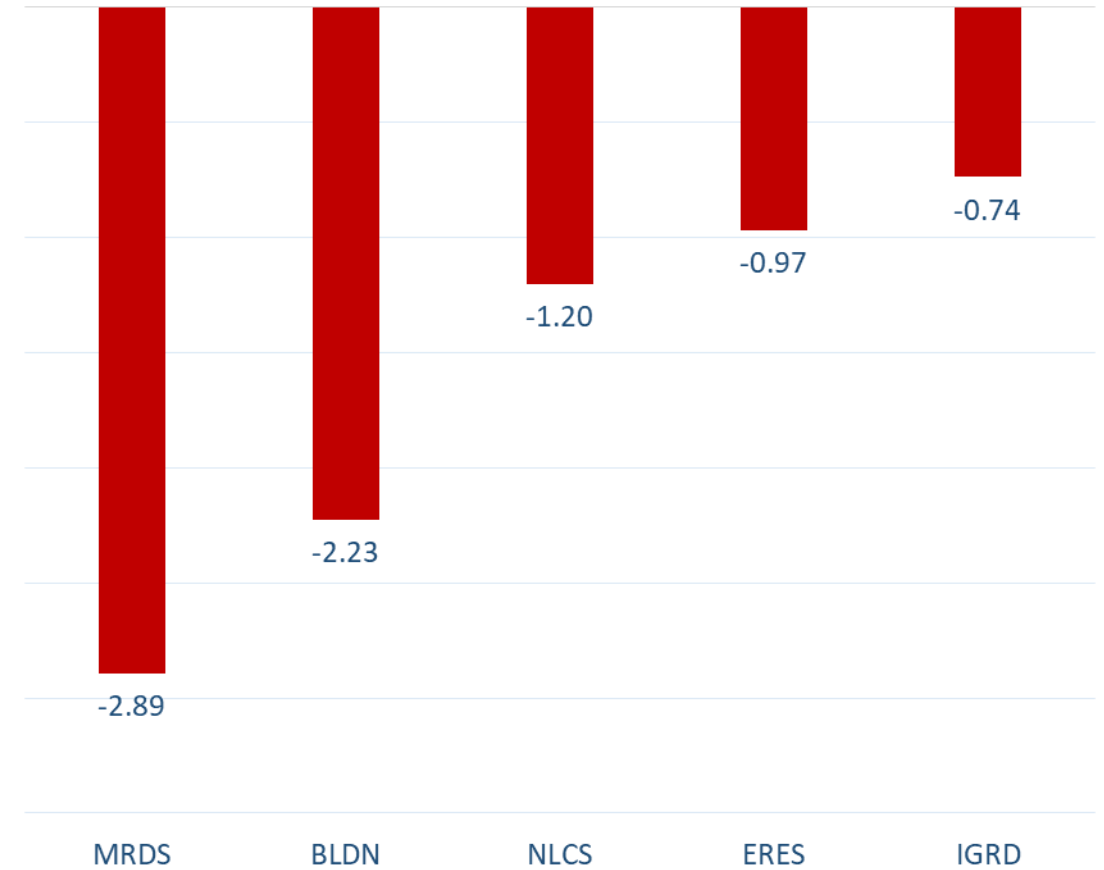
Nationality	Buy %	Sell %	Net
Qataris	56.42%	64.59%	-8.17%
GCC	5.13%	3.59%	1.54%
Arab	13.30%	12.91%	0.39%
Foreigners	25.15%	18.90%	6.25%

Top 5 Companies bought (net) by **Foreigners** in the last session



In million shares

Top 5 Companies sold (net) by **Foreigners** in the last session



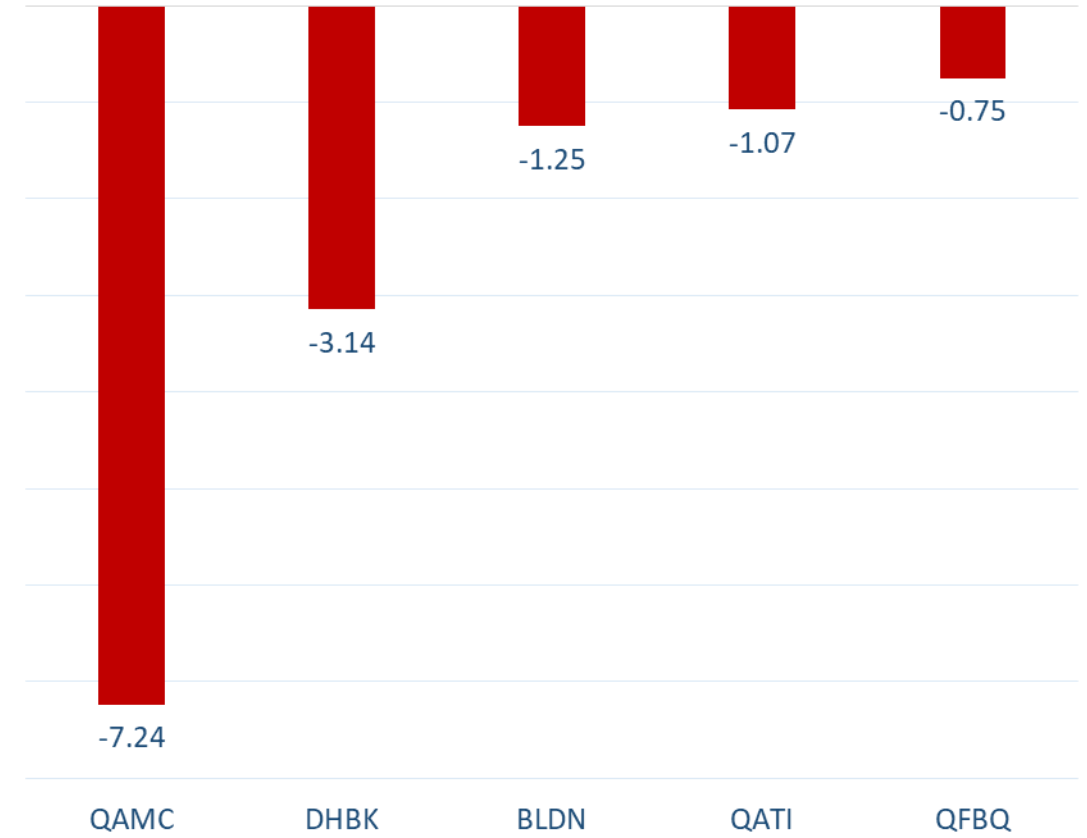
In million shares

Top 5 Companies bought (net) by **Foreigners** over the last week



In million shares

Top 5 Companies sold (net) by **Foreigners** over the last week



In million shares



The figures represent a change in the number of shares.

Daily Change: The net change between 2nd and 1st of May trading sessions

Change for the last 5 sessions: The total daily net change for the last 5 sessions.


Change for the last 10 sessions: The total daily net change for the last 10 sessions.

Change for the last 20 sessions: The total daily net change for the last 20 sessions.

DISCLAIMER:

The information contained was obtained from various public sources believed to be reliable, but we do not guarantee its accuracy. Wasata Financial Securities makes no representations or warranties (express or implied) regarding the data and information provided and Wasata Financial Securities does not represent that the information content of this document is complete, or free from any error, not misleading, or fit for any particular purpose. This report document provides general information only. Neither the information nor any opinion expressed constitutes an offer or an invitation to make an offer, to buy or sell any securities or other investment products related to such securities or investments.

This report document contained is subject to change without prior notice. Wasata assumes no responsibility to update the information in this report document.



Prepared by Financial Advisory Department


للأوراق المالية
FINANCIAL SECURITIES

+974 44498880

ramzi.qasmieh@Wasata.qa