



Daily Report for Ownership Changes

21st of May 2023 Session

									21-May			
Company	Qatari				GCC				Foreigners			
	Daily Chg.	Last 5 Sessions Chg.	Last 10 Sessions Chg.	Last 20 Sessions Chg.	Daily Chg.	Last 5 Sessions Chg.	Last 10 Sessions Chg.	Last 20 Sessions Chg.	Daily Chg.	Last 5 Sessions Chg.	Last 10 Sessions Chg.	Last 20 Sessions Chg.
QNBK	-77,332	-1,004,938	482,537	-5,401,293	-350	8,578	65,089	-320,568	77,682	996,360	-563,985	5,721,861
QIBK	16,228	1,586,147	1,420,175	1,462,974	0	60,000	115,606	160,767	-16,228	-1,646,147	-1,535,781	-1,623,741
CBQK	437,722	4,549,094	5,875,740	-742,664	-176	1,650	-6,918	-25,153	-437,546	-4,550,744	-5,868,822	767,817
DHBK	133,098	-3,816,753	-9,098,847	-6,782,133	-23,622	-17,227	219,515	132,835	-109,476	3,833,980	8,879,332	6,649,298
ABQK	0	21,910	-7,711	-7,611	0	0	0	0	0	-21,910	7,711	7,611
QIIK	46,604	-432,761	-749,946	-1,550,458	0	0	-180	20,651	-46,604	432,761	750,126	1,529,807
MARK	-239,358	-110,395	-11,567,972	-21,031,203	-12,690	-16,244	-1,071,324	-1,185,939	252,048	126,639	12,639,296	22,217,142
DUBK	-2,672,759	-14,410,350	-34,918,681	-42,699,177	550	49,223	-121,005	-2,439	2,672,209	14,361,127	35,039,686	42,701,616
QFBO	1,202,056	2,173,239	3,621,688	5,300,399	10,000	-90,557	-90,557	-99,085	-1,212,056	-2,082,682	-3,531,131	-5,201,314
NLCS	-5,389,715	-5,502,431	169,172	-486,847	24,947	58,942	4,486	-137,737	5,364,768	5,443,489	-173,658	624,584
DBIS	166,019	985,507	2,689,923	2,075,230	0	0	-535,176	-291,133	-166,019	-985,507	-2,154,747	-1,784,097
QOIS	-621,993	-202,903	435,097	1,188,456	180,759	109,292	218,344	241,746	441,234	93,611	-653,441	-1,430,202
IHGS	-235,076	-226,090	-486,873	205,048	0	-36,013	0	809	235,076	262,103	486,873	-205,857
ZHCD	704	-726	14,416	22,519	0	0	-23,891	0	-704	726	9,475	-22,519
QGMD	-751,932	3,399,084	12,345,884	14,547,266	68,328	-818,682	-930,484	-683,014	683,604	-2,580,402	-11,415,400	-13,864,252
SIIS	606,489	-4,242,921	6,986,572	-375,423	-186,364	-173,584	-506,038	241,531	-420,125	4,416,505	-6,480,534	133,892
BLDN	-5,104,952	-6,546,748	-4,104,704	-1,403,242	-2,000	-48,471	-49,098	40,138	5,106,952	6,595,219	4,153,802	1,363,104
MCGS	61,981	80,415	244,136	140,275	0	-2,790	-126,528	-132,116	-61,981	-77,625	-117,608	-8,159
QCFS	0	-5,700	-5,700	19,220	0	0	0	0	0	5,700	5,700	-19,220
QFLS	1,234	502,817	266,662	-675,003	0	118	-1,772	800	-1,234	-502,935	-264,890	674,203
WDAM	-81,360	-416,629	-624,126	237,306	269,686	285,986	285,986	286,623	-188,326	130,643	338,140	-523,929
MCCS	82,189	-637,574	-1,305,078	-1,685,864	-32,000	-105,612	23,219	23,219	-50,189	743,186	1,281,859	1,662,645
MERS	1,777	-115,638	-129,732	-112,982	-56	-56	867	-12,031	-1,721	115,694	128,865	125,013
QIMD	1,000	-14,175	-113,195	-13,619	0	0	18,243	7,946	-1,000	14,175	94,952	5,673
QNCD	7,009	196,422	314,557	139,617	0	-8,062	-5,158	99,960	-7,009	-188,360	-309,399	-239,577

									21- May			
Company	Qatari				GCC				Foreigners			
	Daily Chg.	Last 5 Sessions Chg.	Last 10 Sessions Chg.	Last 20 Sessions Chg.	Daily Chg.	Last 5 Sessions Chg.	Last 10 Sessions Chg.	Last 20 Sessions Chg.	Daily Chg.	Last 5 Sessions Chg.	Last 10 Sessions Chg.	Last 20 Sessions Chg.
IQCD	-540,045	-566,177	-2,646,422	-11,223,713	301,842	348,848	313,900	32,172	238,203	217,329	2,332,522	11,191,541
QIGD	900,834	499,749	-109,847	705,074	22,862	22,862	2,862	-11,586	-923,696	-522,611	106,985	-693,488
QEWS	-5,910	-294,241	-758,716	-2,412,805	0	0	0	581	5,910	294,241	759,165	2,412,224
AHCS	-203,830	-1,250,263	-988,380	-1,470,177	0	52,952	8,368	46,888	203,830	1,197,311	980,012	1,423,289
GISS	-677,672	-2,750,582	-4,735,460	-8,892,874	1,186	-31,320	-206,715	-116,432	676,486	2,781,902	4,942,175	9,009,306
MPHC	152,361	1,297,507	-2,387,459	-10,350,443	10,000	-57,376	-59,576	9,427	-162,361	-1,240,131	2,447,035	10,341,016
IGRD	4,120,914	4,046,323	3,092,048	-2,409,865	28,100	-1,179	24,456	-5,664	-4,149,014	-4,045,144	-3,116,504	2,415,529
QAMC	1,476,679	-209,487	1,260,643	3,162,984	-315,026	-130,658	-324,541	-786,425	-1,161,653	340,145	-936,102	-2,376,559
QATI	175,840	2,411,876	8,967,860	10,975,831	-300	0	0	-23,020	-175,540	-2,411,876	-8,967,860	-10,952,811
DOHI	-34,000	-83,835	-392,881	-679,187	0	0	-51,650	-51,650	34,000	83,835	444,531	730,837
QGRI	10,000	70,116	330,173	239,519	0	-9,600	-50,600	-49,476	-10,000	-60,516	-279,573	-190,043
AKHI	115,731	678,777	265,328	878,846	-5,173	-19,940	-4,940	-81,072	-110,558	-658,837	-260,388	-797,774
QISI	15,760	-7,990	-94,316	-13,518	0	0	0	265	-15,760	7,990	94,316	13,253
BEMA	-588	-6,520	1,494	14,184	0	0	0	-703	588	6,520	-1,494	-13,481
QLMI	0	-572	-9,135	12,761	0	0	0	0	0	572	9,135	-12,761
UDCD	-227,192	-493,896	-3,613,935	-4,250,008	-200,000	0	-20,000	-16,463	427,192	493,896	3,633,935	4,266,471
BRES	432,775	-1,116,023	-5,401,265	-13,477,835	0	9,440	-32,742	-54,001	-432,775	1,106,583	5,434,007	13,531,836
ERES	-1,387,609	-419,614	-607,893	3,579,798	-875,901	-1,106,729	-1,374,014	-1,725,466	2,263,510	1,526,343	1,981,907	-1,854,332
MRDS	767,542	-2,478,491	1,291,835	860,593	-432,237	2,117	245,771	-203,996	-335,305	2,476,374	-1,537,606	-656,597
ORDS	109,260	-554,891	-1,452,013	-7,065,535	-3,080	50,000	-182,552	-204,642	-106,180	504,891	1,634,565	7,270,177
VFQS	-525,204	4,151,627	-3,412,128	-7,583,088	0	48,888	-74,361	-507,216	525,204	-4,200,515	3,499,692	8,090,304
QNNS	-112,594	-1,210,719	-1,353,656	-2,633,278	0	0	0	-14,827	112,594	1,210,719	1,353,656	2,648,105
GWCS	137,672	729,600	1,243,404	504,930	0	0	21,045	21,299	-137,672	-729,600	-1,297,725	-526,229
QGTS	183,061	-151,935	-5,802,617	-22,174,761	-5,556	-95,390	-428,053	-949,050	-177,505	247,325	6,230,670	23,123,811

Trading values by nationality for the last Session

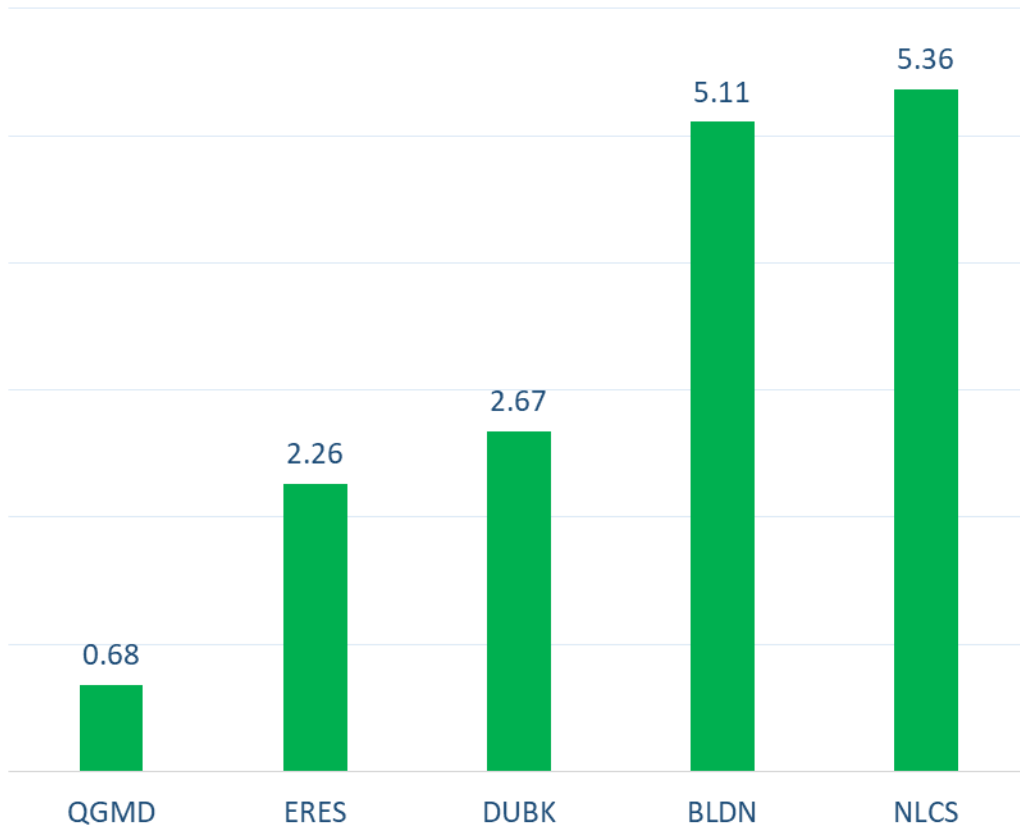
Nationality	Purchasing Value	Selling Value	Difference
Qataris	502.76	520.47	-17.71
GCC	17.47	8.63	8.84
Arab	136.21	129.86	6.35
Foreigners	60.11	57.59	2.52
Total	716.54	716.54	0.00

In million QAR

Trading by nationality for the last Session

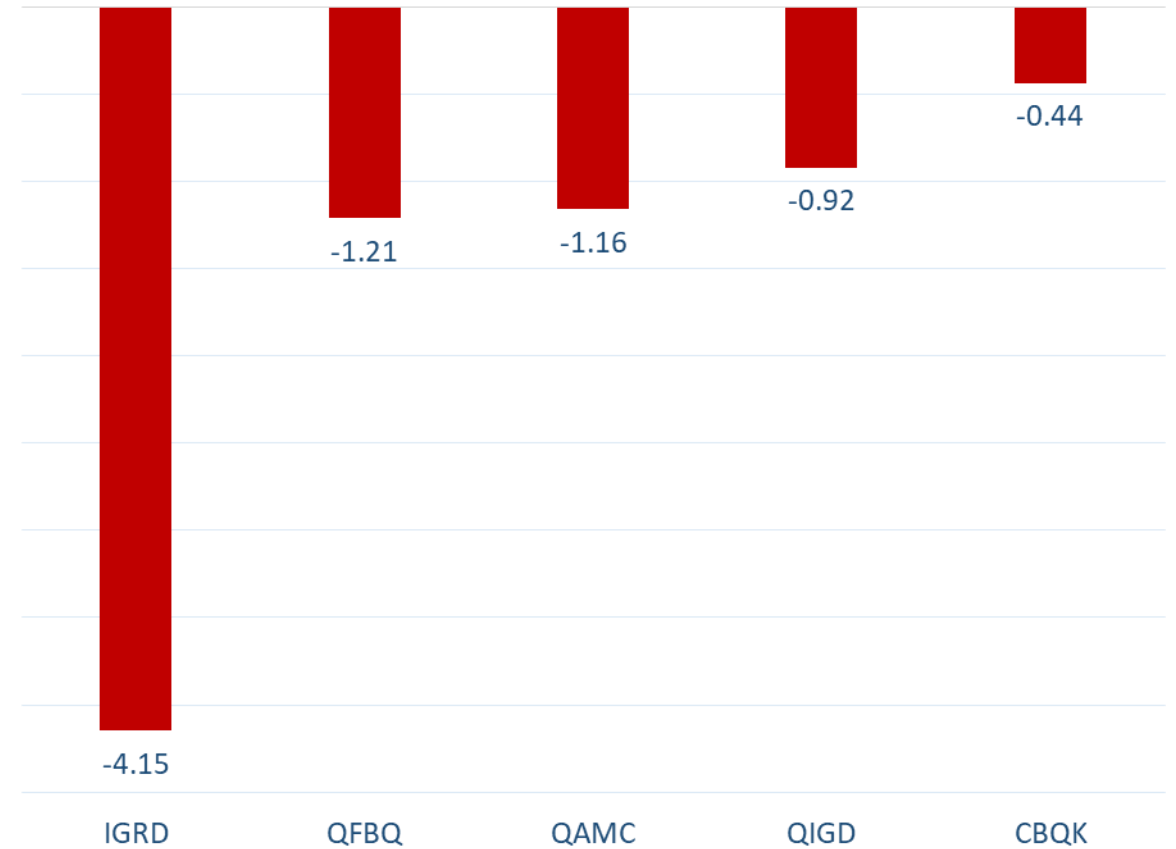
Nationality	Buy %	Sell %	Net
Qataris	70.16%	72.64%	-2.47%
GCC	2.44%	1.20%	1.23%
Arab	19.01%	18.12%	0.89%
Foreigners	8.39%	8.04%	0.35%

Top 5 Companies bought (net) by **Foreigners** in the last session



In million shares

Top 5 Companies sold (net) by **Foreigners** in the last session



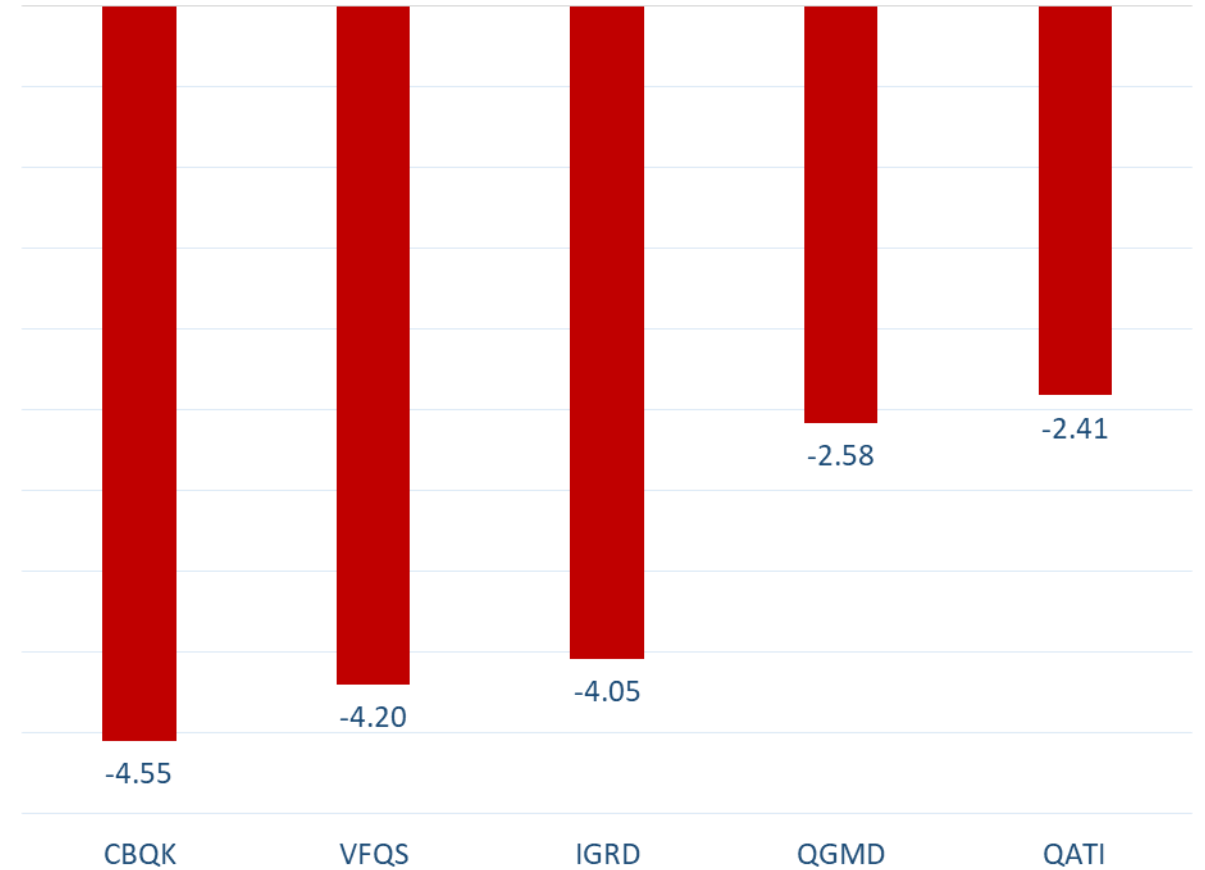
In million shares

Top 5 Companies bought (net) by **Foreigners** over the last week



In million shares

Top 5 Companies sold (net) by **Foreigners** over the last week



In million shares



The figures represent a change in the number of shares.

Daily Change: The net change between 21st and 18th of May trading sessions

Change for the last 5 sessions: The total daily net change for the last 5 sessions.

Change for the last 10 sessions: The total daily net change for the last 10 sessions.

Change for the last 20 sessions: The total daily net change for the last 20 sessions.

DISCLAIMER:

The information contained was obtained from various public sources believed to be reliable, but we do not guarantee its accuracy. Wasata Financial Securities makes no representations or warranties (express or implied) regarding the data and information provided and Wasata Financial Securities does not represent that the information content of this document is complete, or free from any error, not misleading, or fit for any particular purpose. This report document provides general information only. Neither the information nor any opinion expressed constitutes an offer or an invitation to make an offer, to buy or sell any securities or other investment products related to such securities or investments.

This report document contained is subject to change without prior notice. Wasata assumes no responsibility to update the information in this report document.



Prepared by Financial Advisory Department


وساطة
WASATA
للأوراق المالية
FINANCIAL SECURITIES

+974 44498880

ramzi.qasmieh@Wasata.qa