



Daily Report for Ownership Changes

22nd of May 2023 Session

Company	22-May											
	Qatari				GCC				Foreigners			
	Daily Chg.	Last 5 Sessions Chg.	Last 10 Sessions Chg.	Last 20 Sessions Chg.	Daily Chg.	Last 5 Sessions Chg.	Last 10 Sessions Chg.	Last 20 Sessions Chg.	Daily Chg.	Last 5 Sessions Chg.	Last 10 Sessions Chg.	Last 20 Sessions Chg.
QNBK	141,240	-1,530,738	761,350	-5,176,339	0	-79,422	65,664	-320,897	-141,240	1,610,160	-827,014	5,497,236
QIBK	577,448	1,254,727	2,436,634	1,359,798	0	50,000	70,010	160,767	-577,448	-1,304,727	-2,506,644	-1,512,884
CBQK	-189,640	2,654,580	5,927,937	-851,519	16,472	16,116	31,052	-8,681	173,168	-2,670,696	-5,958,989	860,200
DHBK	533,847	-2,007,535	-8,240,826	-6,378,108	-100,547	136,807	139,907	32,288	-433,300	1,870,728	8,100,919	6,345,820
ABQK	0	21,910	-7,711	-7,611	0	0	0	0	0	-21,910	7,711	7,611
QIIK	24,444	-560,190	-539,505	-1,456,791	0	0	-180	20,651	-24,444	560,190	539,685	1,436,140
MARK	-497,665	-3,730,803	-9,596,465	-21,704,227	-34,492	-59,378	-1,116,589	-1,217,297	532,157	3,790,181	10,713,054	22,921,524
DUBK	-4,033,212	-17,363,505	-36,320,504	-45,298,421	-83,556	-93,006	-189,561	-82,585	4,116,768	17,456,511	36,510,065	45,381,006
QFBO	6,933	2,281,313	5,379,283	4,462,902	0	-90,557	-90,557	-99,085	-6,933	-2,190,756	-5,288,726	-4,363,817
NLCS	926,477	-3,049,759	1,091,872	349,954	-182,710	-137,768	-74,473	-320,447	-743,767	3,187,527	-1,017,399	-29,507
DBIS	180,533	354,364	2,074,773	2,370,970	-58,427	-73,427	-518,950	-349,560	-122,106	-280,937	-1,555,823	-2,021,410
QOIS	-560,367	-885,291	-378,906	620,554	190,722	371,481	398,306	432,468	369,645	513,810	-19,400	-1,053,022
IHGS	-155,459	-671,145	-612,633	63,014	-220	-43,681	-15,220	589	155,679	714,826	627,853	-63,603
ZHCD	-5,818	-17,429	418	11,456	0	0	-10,424	0	5,818	17,429	10,006	-11,456
QGMD	-258,986	3,251,487	5,280,935	14,165,661	-623,362	-1,330,545	-1,492,348	-1,306,376	882,348	-1,920,942	-3,788,587	-12,859,285
SIIS	363,628	-3,667,584	5,858,686	34,512	1,405,521	1,094,895	1,408,924	1,553,368	-1,769,149	2,572,689	-7,267,610	-1,587,880
BLDN	314,784	-6,482,742	-6,446,718	-1,543,605	-30,000	-78,471	-77,471	10,138	-284,784	6,561,213	6,524,189	1,533,467
MCGS	-81,576	-264,962	63,126	59,899	0	-2,790	-122,528	-132,116	81,576	267,752	59,402	72,217
QCFS	-5,930	-5,930	-11,630	13,290	0	0	0	0	5,930	5,930	11,630	-13,290
QFLS	34,985	407,261	581,393	-538,928	0	118	-1,772	800	-34,985	-407,379	-579,621	538,128
WDAM	1,084,779	441,147	434,691	1,179,704	-131,658	136,676	130,718	154,965	-953,121	-577,823	-565,409	-1,334,669
MCCS	-521,623	-1,138,288	-1,716,536	-2,265,244	15,929	-68,603	39,148	39,148	505,694	1,206,891	1,677,388	2,226,096
MERS	-29,681	-110,651	-193,692	-144,049	0	-56	867	-11,068	29,681	110,707	192,825	155,117
QIMD	-48,503	-66,678	-157,694	-62,122	0	0	18,243	7,946	48,503	66,678	139,451	54,176
QNCD	-6,690	187,182	323,484	359,691	0	-8,062	-54,113	-40	6,690	-179,120	-269,371	-359,651

Company	22-May											
	Qatari				GCC				Foreigners			
	Daily Chg.	Last 5 Sessions Chg.	Last 10 Sessions Chg.	Last 20 Sessions Chg.	Daily Chg.	Last 5 Sessions Chg.	Last 10 Sessions Chg.	Last 20 Sessions Chg.	Daily Chg.	Last 5 Sessions Chg.	Last 10 Sessions Chg.	Last 20 Sessions Chg.
IQCD	6,557	-921,649	-3,734,968	-11,572,913	150	348,998	324,050	32,322	-6,707	572,651	3,410,918	11,540,591
QIGD	-69,053	439,318	-57,563	511,052	131,113	153,975	143,975	119,527	-62,060	-593,293	-86,412	-630,579
QEWS	9,721	-379,770	-345,139	-2,344,688	0	0	0	-419	-9,721	379,770	345,139	2,345,107
AHCS	1,578,272	65,514	564,668	96,375	15,000	28,000	59,588	61,888	-1,593,272	-93,514	-624,256	-158,263
GISS	2,924,090	787,599	-3,714,404	-5,142,750	0	1,186	-117,084	-116,432	-2,924,090	-788,785	3,831,488	5,259,182
MPHC	-195,327	123,993	-1,674,192	-10,131,319	10,000	-47,376	-89,576	19,427	185,327	-76,617	1,763,768	10,111,892
IGRD	2,060,276	7,359,951	3,631,753	369,970	-7,000	26,000	-7,434	-12,664	-2,053,276	-7,385,951	-3,624,319	-357,306
QAMC	-224,289	-1,944,654	-1,431,628	2,706,736	26,806	-203,852	120,441	-759,619	197,483	2,148,506	1,311,187	-1,947,117
QATI	-2,454	2,667,699	7,585,574	10,928,180	0	0	0	-25,362	2,454	-2,667,699	-7,585,574	-10,902,818
DOHI	137,073	125,802	79,927	-542,114	0	0	-51,650	-51,650	-137,073	-125,802	-28,277	593,764
QGRI	11,700	81,816	339,016	251,219	0	-9,600	-50,600	-49,476	-11,700	-72,216	-288,416	-201,743
AKHI	114,450	827,306	-54,438	856,661	0	-19,940	-4,940	-81,072	-114,450	-807,366	59,378	-775,589
QISI	0	-3,987	-100,186	-33,837	0	0	0	265	0	3,987	100,186	33,572
BEMA	199	-4,921	1,673	86	260	260	260	260	-459	4,661	-1,933	-346
QLMI	1,528	956	-3,084	23,180	0	0	0	0	-1,528	-956	3,084	-23,180
UDCD	545,175	-376,316	-840,021	-3,869,900	50,078	50,078	30,078	33,615	-595,253	326,238	809,943	3,836,285
BRES	-346,270	-1,185,534	-3,739,563	-14,087,331	47,579	57,019	14,837	-6,422	298,691	1,128,515	3,724,726	14,093,753
ERES	3,442,167	893,275	4,174,923	6,599,191	-122,246	-1,228,975	-1,496,260	-1,847,712	-3,319,921	335,700	-2,678,663	-4,751,479
MRDS	1,302,200	-1,535,597	1,356,240	2,268,219	146,342	85,501	280,198	-57,654	-1,448,542	1,450,096	-1,636,438	-2,210,565
ORDS	-448,140	-854,094	-1,820,899	-7,524,176	0	50,000	-178,688	-204,642	448,140	804,091	1,999,587	7,728,818
VFQS	568,885	4,254,848	-188,807	-7,234,834	0	48,888	38,858	-507,216	-568,885	-4,303,736	149,949	7,742,050
QNNS	-574,760	-1,482,863	-1,770,809	-3,142,996	0	0	0	-14,827	574,760	1,482,863	1,770,809	3,157,823
GWCS	85,328	337,852	1,386,676	874,884	0	0	21,045	8,994	-85,328	-337,852	-1,407,721	-883,878
QGTS	-502,059	-472,363	-2,479,673	-22,478,507	-65,144	-160,534	-493,047	-1,014,194	567,203	632,897	2,972,720	23,492,701

Trading values by nationality for the last Session

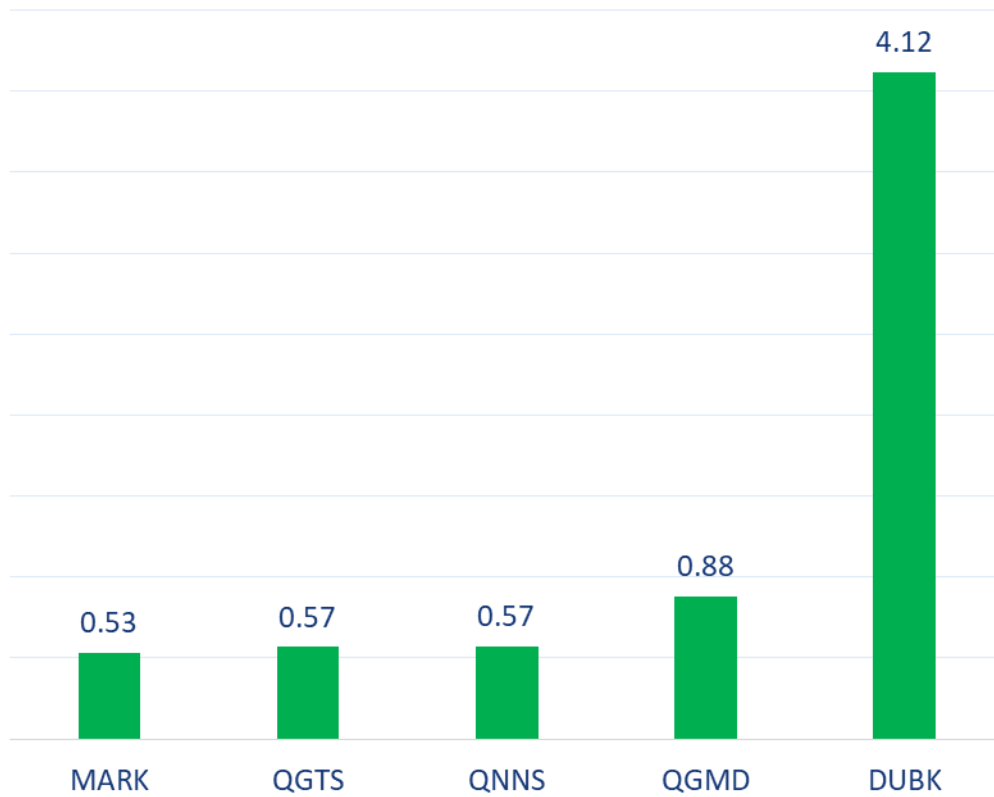
Nationality	Purchasing Value	Selling Value	Difference
Qataris	577.21	582.70	-5.50
GCC	46.18	18.05	28.13
Arab	131.18	123.14	8.04
Foreigners	99.31	129.99	-30.68
Total	853.88	853.88	0.00

In million QAR

Trading by nationality for the last Session

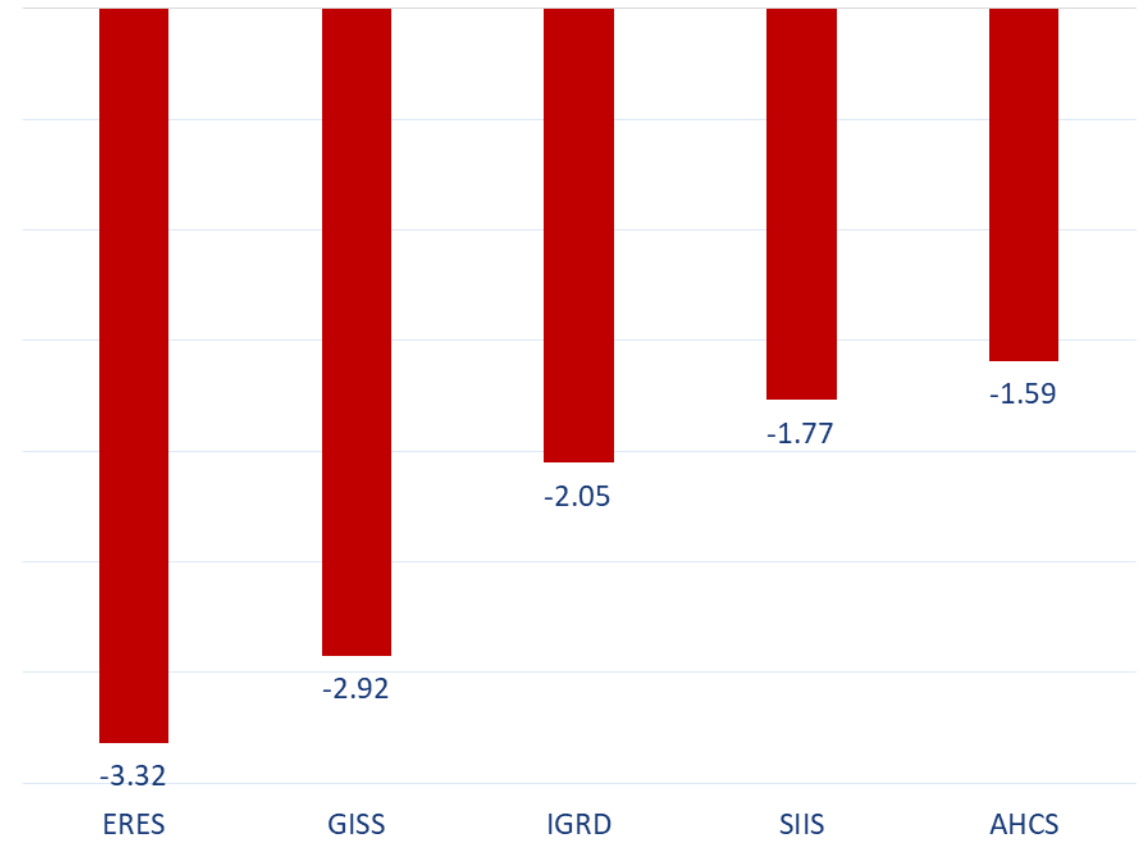
Nationality	Buy %	Sell %	Net
Qataris	67.60%	68.24%	-0.64%
GCC	5.41%	2.11%	3.29%
Arab	15.36%	14.42%	0.94%
Foreigners	11.63%	15.22%	-3.59%

Top 5 Companies bought (net) by **Foreigners** in the last session



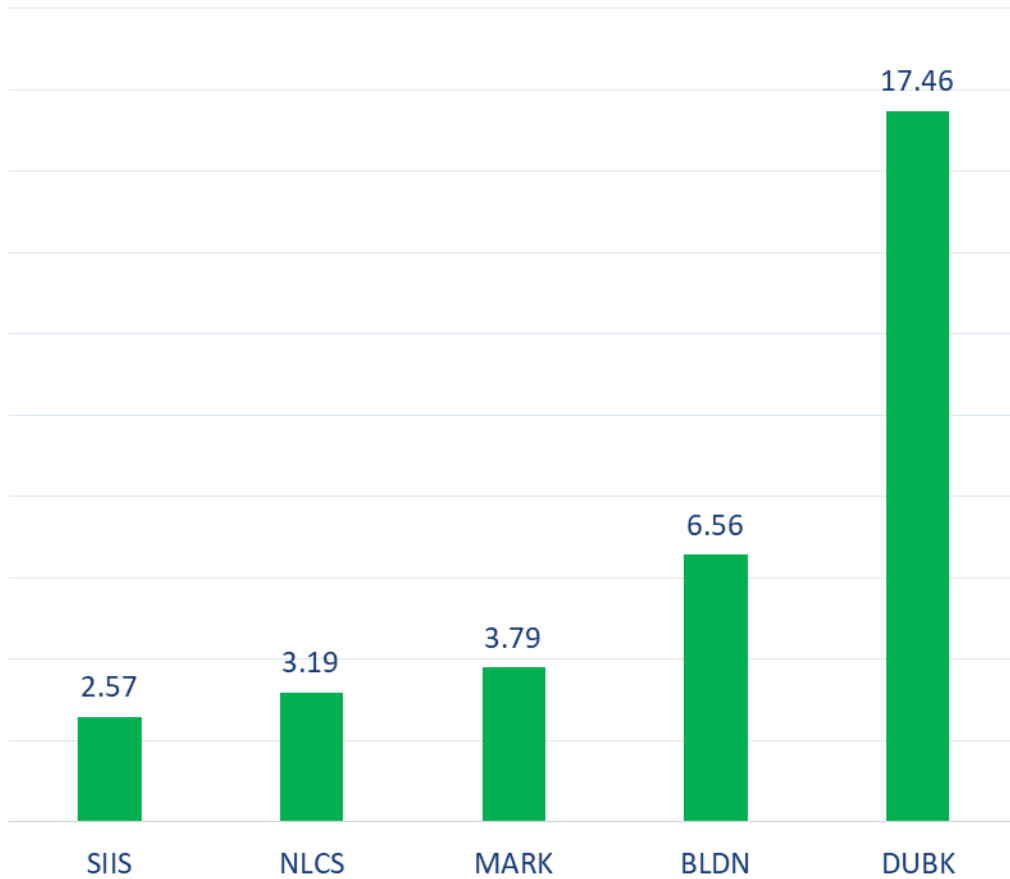
In million shares

Top 5 Companies sold (net) by **Foreigners** in the last session



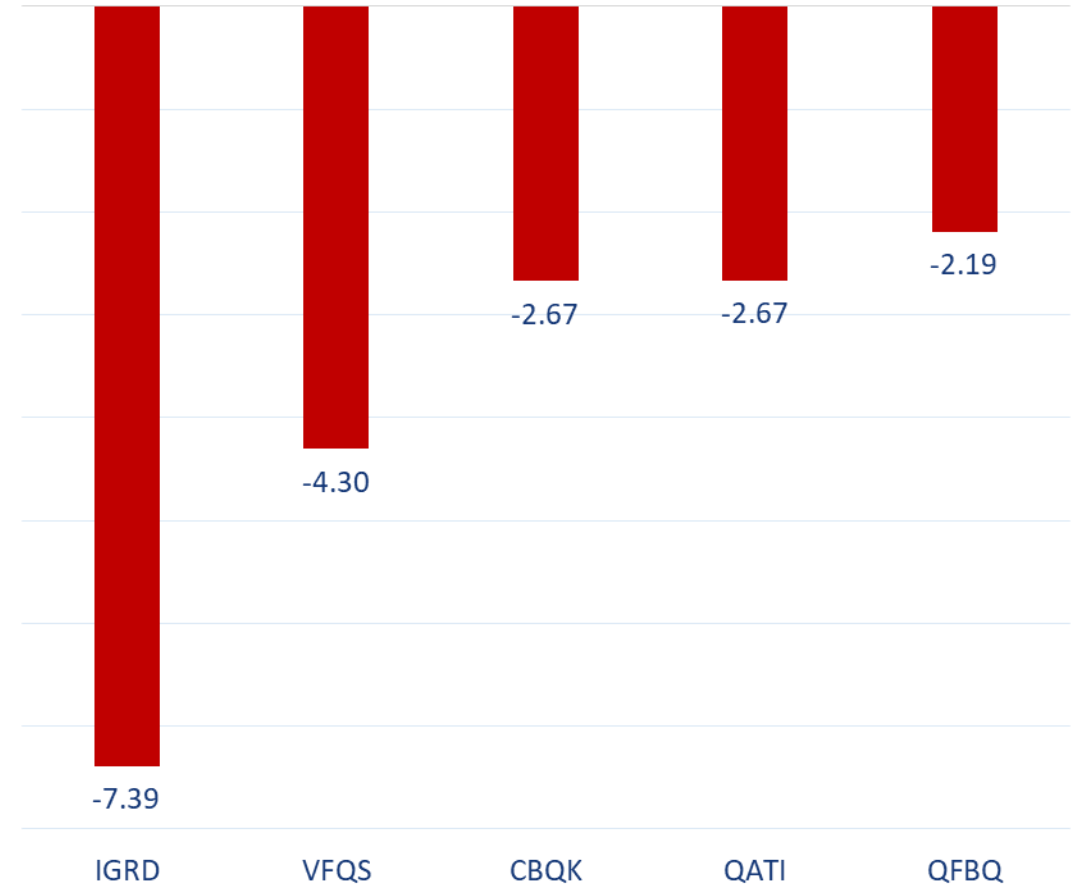
In million shares

Top 5 Companies bought (net) by **Foreigners** over the last week



In million shares

Top 5 Companies sold (net) by **Foreigners** over the last week



In million shares



The figures represent a change in the number of shares.

Daily Change: The net change between 22nd and 21st of May trading sessions

Change for the last 5 sessions: The total daily net change for the last 5 sessions.

Change for the last 10 sessions: The total daily net change for the last 10 sessions.

Change for the last 20 sessions: The total daily net change for the last 20 sessions.

DISCLAIMER:

The information contained was obtained from various public sources believed to be reliable, but we do not guarantee its accuracy. Wasata Financial Securities makes no representations or warranties (express or implied) regarding the data and information provided and Wasata Financial Securities does not represent that the information content of this document is complete, or free from any error, not misleading, or fit for any particular purpose. This report document provides general information only. Neither the information nor any opinion expressed constitutes an offer or an invitation to make an offer, to buy or sell any securities or other investment products related to such securities or investments.

This report document contained is subject to change without prior notice. Wasata assumes no responsibility to update the information in this report document.



Prepared by Financial Advisory Department


وساطة
WASATA
للأوراق المالية
FINANCIAL SECURITIES

+974 44498880

ramzi.qasmieh@Wasata.qa