



Daily Report for Ownership Changes

24th of May 2023 Session

Company									24-May			
	Qatari				GCC				Foreigners			
	Daily Chg.	Last 5 Sessions Chg.	Last 10 Sessions Chg.	Last 20 Sessions Chg.	Daily Chg.	Last 5 Sessions Chg.	Last 10 Sessions Chg.	Last 20 Sessions Chg.	Daily Chg.	Last 5 Sessions Chg.	Last 10 Sessions Chg.	Last 20 Sessions Chg.
QNBK	-69,350	-1,208,828	4,704	-4,758,451	9,542	8,297	18,893	-312,361	59,808	1,200,531	-23,597	5,070,812
QIBK	627,358	1,269,795	3,052,412	2,514,534	11,656	47,498	70,010	165,695	-639,014	-1,317,293	-3,122,422	-2,680,229
CBQK	673,955	1,975,706	6,371,114	665,423	0	16,116	20,052	9,554	-673,955	-1,991,822	-6,391,166	-674,977
DHBK	446,599	-923,394	-6,569,793	-7,044,581	-142,656	262,836	137,315	96,620	-303,943	660,558	6,432,478	6,947,961
ABOK	0	26,910	26,910	-2,611	0	0	0	0	0	-26,910	-26,910	2,611
QIIK	254,230	-387,409	-300,771	-1,143,709	0	0	-180	-3,812	-254,230	387,409	300,951	1,147,521
MARK	2,356,159	-1,488,371	-1,625,453	-12,924,572	53,215	-409,692	-310,837	-1,486,685	-2,409,374	1,898,063	1,936,287	14,411,257
DUBK	-2,205,590	-17,955,962	-36,074,652	-49,416,963	1,968	-83,006	-216,815	-80,617	2,203,622	18,038,968	36,291,467	49,497,580
QFBO	120,689	2,223,013	2,945,108	5,047,794	0	-90,557	-90,557	-109,878	-120,689	-2,132,456	-2,854,551	-4,937,916
NLCS	490,627	-4,401,132	-3,280,577	-1,501,797	199,500	-442,768	-395,091	-426,197	-690,127	4,843,900	3,675,668	1,927,994
DBIS	-175,652	243,963	1,009,241	1,828,512	49,926	-92,313	-142,724	-318,520	125,726	-151,650	-866,517	-1,509,992
OOIS	46,040	-797,386	-681,022	697,709	74,490	381,481	258,506	406,958	-120,530	415,905	422,516	-1,104,667
IHGS	16,058	-1,091,262	-1,195,080	-822,371	140,124	734	8,182	148,306	-156,182	1,090,528	1,186,898	674,065
ZHCD	17,988	-20,817	-8,862	25,856	0	0	-10,424	0	-17,988	20,817	19,286	-25,856
QGMD	363,473	2,507,005	4,431,830	17,263,525	12,566	-1,252,019	-1,386,491	-1,236,541	-376,039	-1,254,986	-3,045,339	-16,026,984
SIIS	-877,408	-2,471,734	534,566	131,210	-172,182	1,004,407	1,783,608	1,619,922	1,049,590	1,467,327	-2,318,174	-1,751,132
BLDN	-653,496	-8,321,500	-9,795,585	-4,591,926	0	-78,471	-78,471	10,138	653,496	8,399,971	9,874,056	4,581,788
MCGS	82,085	-268,248	-56,114	142,496	0	0	-122,528	-126,116	-82,085	268,248	178,642	-16,380
QCFS	-4,200	-5,930	-11,630	9,090	0	0	0	0	4,200	5,930	11,630	-9,090
QFLS	59,355	443,105	684,580	-492,284	0	0	-1,772	800	-59,355	-443,105	-682,808	491,484
WDAM	924,903	-330,162	-651,477	1,076,889	419	-16,482	1,170	2,226	-925,322	346,644	650,307	-1,079,115
MCCS	13,218	-1,268,818	-1,357,824	-2,169,508	0	-44,673	39,148	39,148	-13,218	1,313,491	1,318,676	2,130,360
MERS	-12,216	-128,819	-169,675	-163,837	-150	-56	10	-10,236	12,366	128,875	169,665	174,073
QIMD	-37,173	-74,858	-156,691	-163,669	0	0	18,243	7,598	37,173	74,858	138,448	156,071
QNCD	15,020	160,189	266,887	373,807	0	-666	-86,717	7,356	-15,020	-159,523	-180,170	-381,163

Company									24-May			
	Qatari				GCC				Foreigners			
	Daily Chg.	Last 5 Sessions Chg.	Last 10 Sessions Chg.	Last 20 Sessions Chg.	Daily Chg.	Last 5 Sessions Chg.	Last 10 Sessions Chg.	Last 20 Sessions Chg.	Daily Chg.	Last 5 Sessions Chg.	Last 10 Sessions Chg.	Last 20 Sessions Chg.
IQCD	-55,441	-1,403,284	-3,499,338	-11,713,389	164	348,998	334,100	36,621	55,277	1,054,286	3,165,238	11,676,768
QIGD	-191,537	369,480	50,945	-150,642	112,032	48,481	38,481	124,923	79,505	-417,961	-89,426	25,719
QEWS	30,649	-314,039	-354,410	-2,231,207	0	0	0	-419	-30,649	314,039	354,410	2,231,626
AHCS	3,089,658	-192,167	187,267	3,259,443	-29,290	139,000	137,645	155,892	-3,060,368	53,167	-324,912	-3,415,335
GTSS	1,830,957	2,856,134	-111,628	-1,475,624	0	61,104	-87,166	-77,699	-1,830,957	-2,917,238	198,794	1,553,323
MPHC	1,023,184	-386,196	-677,015	-7,994,569	-15,146	-47,376	-89,576	654	-1,008,038	433,572	766,591	7,993,915
IGRD	2,330,970	9,168,792	7,740,575	4,549,492	111,737	29,100	-271	138,002	-2,442,707	-9,197,892	-7,740,304	-4,687,494
QAMC	-787,830	-3,083,963	-1,419,559	-327,518	23,873	-101,598	-23,763	-762,645	763,957	3,185,561	1,443,322	1,090,163
QATI	681,570	3,241,549	7,027,027	11,417,980	0	0	0	-23,020	-681,570	-3,241,549	-7,027,027	-11,394,960
DOHI	10,000	220,291	70,885	-368,085	0	0	-1,650	-51,650	-10,000	-220,291	-69,235	419,735
QGRI	0	81,816	337,256	287,795	0	-9,600	-50,600	-50,500	0	-72,216	-286,656	-237,295
AKHI	92,933	1,067,006	820,198	888,545	-23,973	-39,303	-24,303	-82,336	-68,960	-1,027,703	-795,895	-806,209
QISI	-3,885	3,716	-2,937	-55,021	0	0	0	265	3,885	-3,716	2,937	54,756
BEMA	5,119	-12,195	-5,649	793	0	260	260	260	-5,119	11,935	5,389	-1,053
QLMI	0	856	-49	17,706	0	0	0	0	0	-856	49	-17,706
UDCD	774,880	408,241	-1,207,501	-1,662,749	0	8,078	8,078	-11,922	-774,880	-416,319	1,199,423	1,674,671
BRES	-697,181	-1,112,458	-4,186,344	-14,225,434	19,750	57,019	51,851	55,188	677,431	1,055,439	4,134,493	14,170,246
ERES	-722,756	-104,517	1,385,803	5,096,931	0	-1,240,225	-1,335,313	-1,858,962	722,756	1,344,742	-50,490	-3,237,969
MRDS	-1,906,206	-621,364	2,195,579	3,339,398	143,168	193,736	397,541	167,952	1,763,038	427,628	-2,593,120	-3,507,350
ORDS	-395,606	-1,623,659	-2,466,762	-8,648,249	917	243,777	19,854	-9,948	394,689	1,379,882	2,446,908	8,658,197
VFOS	-563,469	4,695,833	1,813,852	-8,155,206	-47,844	48,888	48,858	-565,421	611,313	-4,733,494	-1,862,710	8,720,627
QNNS	-34,432	-1,360,581	-1,885,164	-2,909,835	0	0	0	-14,827	34,432	1,360,581	1,885,164	2,924,662
GWCS	271,098	-464,645	1,380,863	581,901	-96	20,000	20,000	28,644	-271,002	444,645	-1,400,863	-610,545
QGTS	-1,773,302	-1,144,226	-1,716,912	-22,954,805	-3,082	-291,311	-387,537	-932,567	1,776,384	1,435,537	2,104,449	23,887,372

Trading values by nationality for the last Session

Nationality	Purchasing Value	Selling Value	Difference
Qataris	467.63	439.74	27.89
GCC	53.51	9.87	43.64
Arab	81.59	91.89	-10.31
Foreigners	97.80	159.03	-61.23
Total	700.52	700.52	0.00

In million QAR

Trading by nationality for the last Session

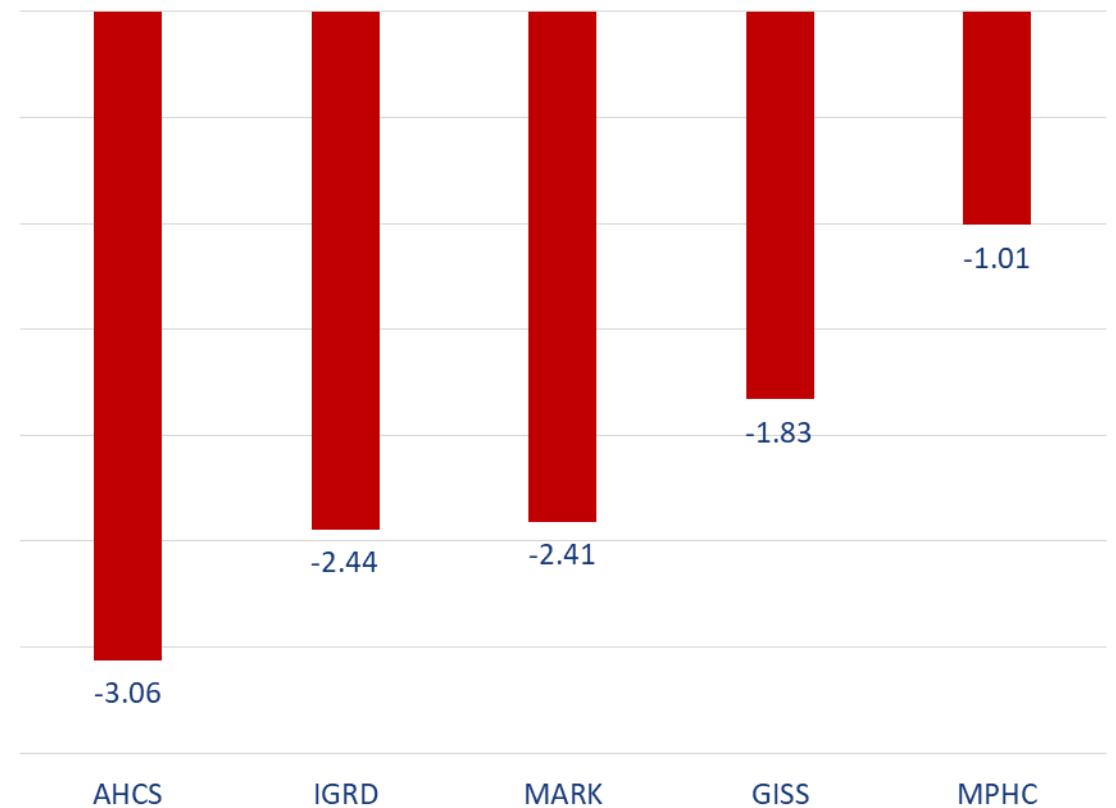
Nationality	Buy %	Sell %	Net
Qataris	66.75%	62.77%	3.98%
GCC	7.64%	1.41%	6.23%
Arab	11.65%	13.12%	-1.47%
Foreigners	13.96%	22.70%	-8.74%

Top 5 Companies bought (net) by **Foreigners** in the last session



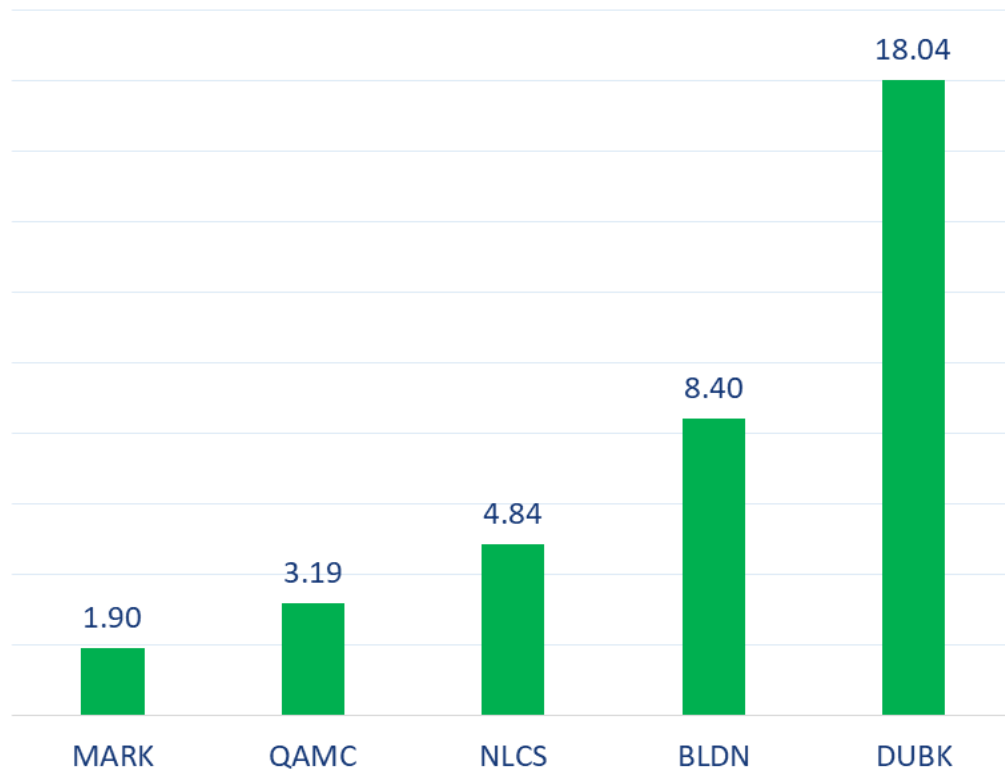
In million shares

Top 5 Companies sold (net) by **Foreigners** in the last session



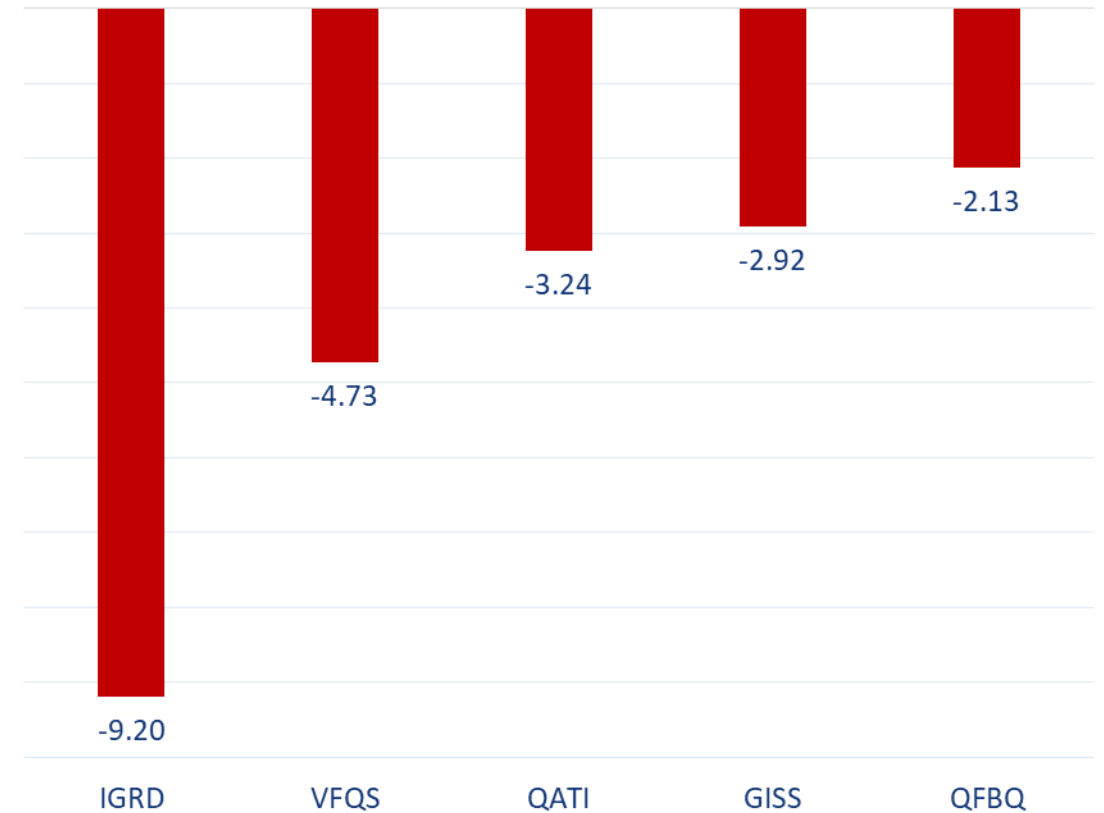
In million shares

Top 5 Companies bought (net) by **Foreigners** over the last week



In million shares

Top 5 Companies sold (net) by **Foreigners** over the last week



In million shares



The figures represent a change in the number of shares.

Daily Change: The net change between 24th and 23rd of May trading sessions

Change for the last 5 sessions: The total daily net change for the last 5 sessions.

Change for the last 10 sessions: The total daily net change for the last 10 sessions.

Change for the last 20 sessions: The total daily net change for the last 20 sessions.

DISCLAIMER:

The information contained was obtained from various public sources believed to be reliable, but we do not guarantee its accuracy. Wasata Financial Securities makes no representations or warranties (express or implied) regarding the data and information provided and Wasata Financial Securities does not represent that the information content of this document is complete, or free from any error, not misleading, or fit for any particular purpose. This report document provides general information only. Neither the information nor any opinion expressed constitutes an offer or an invitation to make an offer, to buy or sell any securities or other investment products related to such securities or investments.

This report document contained is subject to change without prior notice. Wasata assumes no responsibility to update the information in this report document.



Prepared by Financial Advisory Department


وساطة
WASATA
للأوراق المالية
FINANCIAL SECURITIES

+974 44498880

ramzi.qasmieh@Wasata.qa