



## Daily Report for Ownership Changes

28<sup>th</sup> of May 2023 Session

									28-May			
Company	Qatari				GCC				Foreigners			
	Daily Chg.	Last 5 Sessions Chg.	Last 10 Sessions Chg.	Last 20 Sessions Chg.	Daily Chg.	Last 5 Sessions Chg.	Last 10 Sessions Chg.	Last 20 Sessions Chg.	Daily Chg.	Last 5 Sessions Chg.	Last 10 Sessions Chg.	Last 20 Sessions Chg.
QNBK	423,583	724,140	484,214	-4,141,110	35,000	44,642	53,220	-276,078	-458,583	-768,782	-537,434	4,408,795
QIBK	604,596	2,866,547	4,273,326	3,659,088	7,749	19,475	79,475	176,098	-612,345	-2,886,022	-4,352,801	-3,835,186
CBQK	616,780	996,267	6,126,877	1,585,774	0	16,472	18,122	9,554	-616,780	-1,012,739	-6,144,999	-1,595,328
DHBK	-13,301	1,651,416	-2,310,353	-9,327,593	-6,000	-122,674	-139,901	-224,222	19,301	-1,528,742	2,450,254	9,551,815
ABQK	0	9,211	31,121	1,980	0	0	0	0	0	-9,211	-31,121	-1,980
QIIK	298,725	989,998	557,237	-431,694	0	10,000	10,000	19,820	-298,725	-999,998	-567,237	411,874
MARK	-164,163	9,316,441	9,206,046	-8,210,792	38,989	-257,062	-273,306	-1,420,456	125,174	-9,059,379	-8,932,740	9,631,248
DUBK	-2,209,664	-12,637,938	-27,048,288	-52,878,441	0	-81,588	-32,365	-90,617	2,209,664	12,719,526	27,080,653	52,969,058
QFBO	726,711	1,292,168	3,465,407	6,128,452	0	0	-90,557	-100,557	-726,711	-1,292,168	-3,374,850	-6,027,895
NLCS	-1,383,651	-2,834,226	-8,336,657	3,358,381	-69,647	-657,857	-598,915	-738,647	1,453,298	3,492,083	8,935,572	-2,619,734
DBIS	-29,258	-334,760	650,747	1,338,255	-49,103	-46,437	-46,437	-337,070	78,361	381,197	-604,310	-1,001,185
QOIS	-776,185	-718,433	-921,336	347,034	-217,796	-28,494	80,798	103,252	993,981	746,927	840,538	-450,286
IHGS	-528,851	-784,626	-1,010,716	-1,194,691	0	-220	-36,233	-220	528,851	784,846	1,046,949	1,194,911
ZHCD	0	9,832	9,106	17,083	0	0	0	0	0	-9,832	-9,106	-17,083
QGMD	2,208,419	465,257	3,864,341	16,279,198	-360,185	-710,343	-1,529,025	-1,794,857	-1,848,234	245,086	-2,335,316	-14,484,341
SIIS	-4,524,731	-2,207,750	-6,450,671	-2,024,805	197,240	1,235,573	1,061,989	1,402,266	4,327,491	972,177	5,388,682	622,539
BLDN	15,837	-2,793,795	-9,340,543	-3,356,187	0	-30,000	-78,471	-185,110	-15,837	2,823,795	9,419,014	3,541,297
MCGS	66,777	178,866	259,281	323,102	0	0	-2,790	-126,528	-66,777	-178,866	-256,491	-196,574
QCFS	-1,000	-11,130	-16,830	-20,350	0	0	0	0	1,000	11,130	16,830	20,350
QFLS	95,672	358,758	861,575	-377,865	0	0	118	-1,772	-95,672	-358,758	-861,693	379,637
WDAM	-529,470	-286,883	-703,512	-545,438	303,568	19,171	305,157	305,794	225,902	267,712	398,355	239,644
MCCS	322,757	-497,916	-1,135,490	-1,869,595	0	65,929	-39,683	89,148	-322,757	431,987	1,175,173	1,780,447
MERS	-6,927	-43,606	-159,244	-162,379	0	-150	-206	-12,849	6,927	43,756	159,450	175,228
QIMD	0	-22,461	-36,636	-126,154	0	0	0	14,940	0	22,461	36,636	111,214
QNCD	1,600	64,277	260,699	482,683	3,040	87,436	79,374	87,396	-4,640	-151,713	-340,073	-570,079

									28-May			
Company	Qatari				GCC				Foreigners			
	Daily Chg.	Last 5 Sessions Chg.	Last 10 Sessions Chg.	Last 20 Sessions Chg.	Daily Chg.	Last 5 Sessions Chg.	Last 10 Sessions Chg.	Last 20 Sessions Chg.	Daily Chg.	Last 5 Sessions Chg.	Last 10 Sessions Chg.	Last 20 Sessions Chg.
IQCD	15,054	176,577	-389,600	-8,059,704	-769	-344	348,504	35,963	-14,285	-176,233	41,096	8,023,741
QIGD	208,630	-517,205	-17,456	-216,687	-620	18,138	41,000	-5,272	-208,010	499,067	-23,544	221,959
QEWS	922	38,229	-256,012	-1,939,392	0	0	0	-1,000	-922	-38,229	256,012	1,940,392
AHCS	808,669	5,455,273	4,205,010	4,584,354	56,338	166,048	219,000	189,050	-865,007	-5,621,321	-4,424,010	-4,773,404
GISS	-4,041,037	2,706,456	-44,126	-2,479,420	0	59,918	28,598	-28,477	4,041,037	-2,766,374	15,528	2,507,897
MPHC	704,051	2,366,385	3,663,892	-4,492,558	8,529	3,383	-53,993	-817	-712,580	-2,369,768	-3,609,899	4,493,375
IGRD	1,745,825	7,226,566	11,272,889	8,772,609	4,318	86,395	85,216	60,851	-1,750,143	-7,312,961	-11,358,105	-8,833,460
QAMC	-49,124	-1,078,307	-1,287,794	-6,347,622	-26,505	72,493	-58,165	-784,421	75,629	1,005,814	1,345,959	7,132,043
QATI	266,658	3,524,138	5,936,014	13,714,833	33,000	33,000	33,000	9,980	-299,658	-3,557,138	-5,969,014	-13,724,813
DOHI	100	322,202	238,367	-356,986	0	0	0	-51,650	-100	-322,202	-238,367	408,636
QGRI	-11,143	537	70,653	276,432	0	0	-9,600	-50,500	11,143	-537	-61,053	-225,932
AKHI	4,982	283,155	961,932	1,140,904	0	-46,804	-66,744	-51,744	-4,982	-236,351	-895,188	-1,089,160
QISI	-108	-9,426	-17,416	-99,322	0	0	0	0	108	9,426	17,416	99,322
BEMA	18,737	24,714	18,194	27,511	0	260	260	260	-18,737	-24,974	-18,454	-27,771
QLMI	-21,347	2,658	2,086	-3,181	0	0	0	0	21,347	-2,658	-2,086	3,181
UDCD	-396,008	2,232,880	1,738,984	-1,417,204	0	8,078	8,078	-11,922	396,008	-2,240,958	-1,747,062	1,429,126
BRES	369,052	-1,255,840	-2,652,794	-13,252,357	0	73,710	83,150	24,555	-369,052	1,182,130	2,573,628	13,227,802
ERES	-958,008	-92,990	-512,604	4,199,129	-74,228	-4,707	-1,111,436	-1,680,594	1,032,236	97,697	1,624,040	-2,518,535
MRDS	1,834,037	1,851,510	-626,981	8,420,969	-447,110	-381,937	-379,820	-409,266	-1,386,927	-1,469,573	1,006,801	-8,011,703
ORDS	-130,079	-2,948,233	-3,503,124	-9,548,141	-960	163,734	213,734	-40,908	139,506	2,784,499	3,297,857	9,589,049
VFQS	-189,678	-937,752	3,213,875	-8,310,235	0	-53,338	-4,450	-339,767	189,678	991,090	-3,209,425	8,650,002
QNNS	-1,454	-1,024,215	-2,234,934	-2,232,003	0	0	0	-15,000	1,454	1,024,215	2,234,934	2,247,003
GWCS	9,455	-486,351	243,249	676,956	0	19,904	19,904	28,644	-9,455	466,447	-189,487	-705,600
QGTS	-661,974	-4,250,447	-4,402,382	-21,249,528	-3,189	-232,075	-327,465	-916,518	665,163	4,482,522	4,792,469	22,166,046

## Trading values by nationality for the last Session

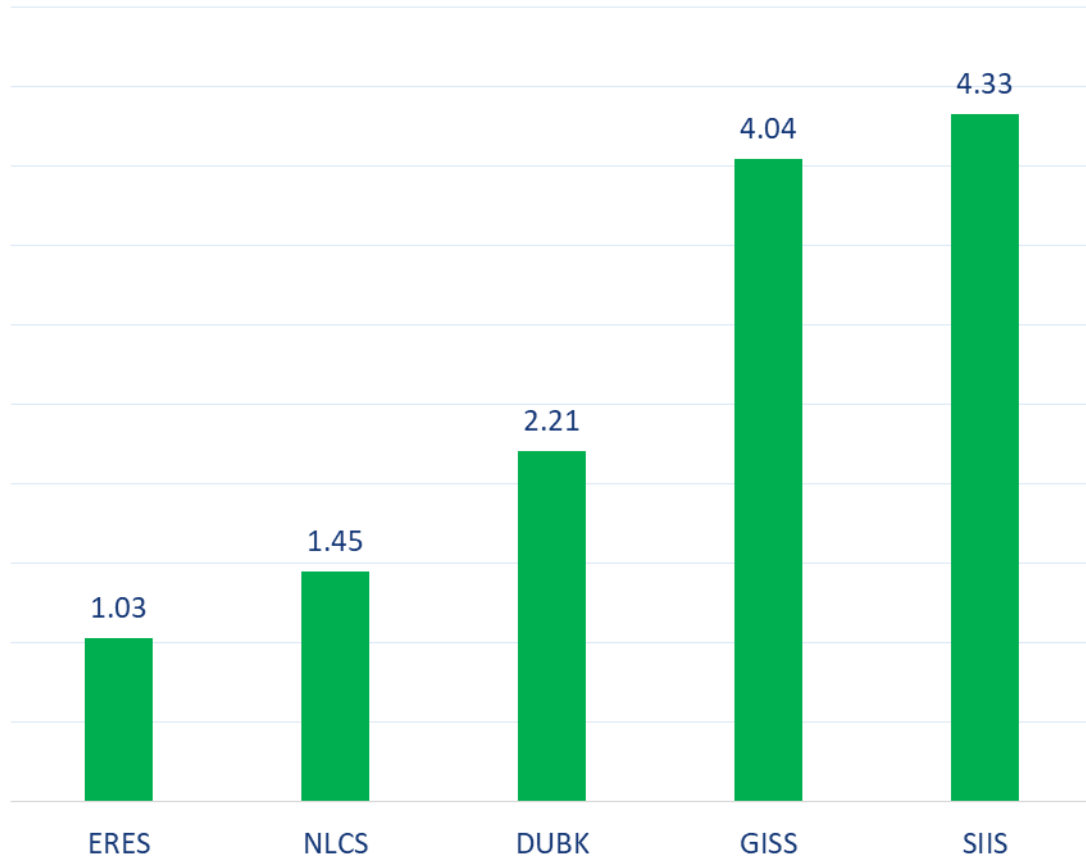
Nationality	Purchasing Value	Selling Value	Difference
Qataris	339.96	327.78	12.18
GCC	27.10	12.05	15.05
Arab	87.60	80.50	7.10
Foreigners	40.17	74.51	-34.34
Total	494.83	494.83	0.00

In million QAR

## Trading by nationality for the last Session

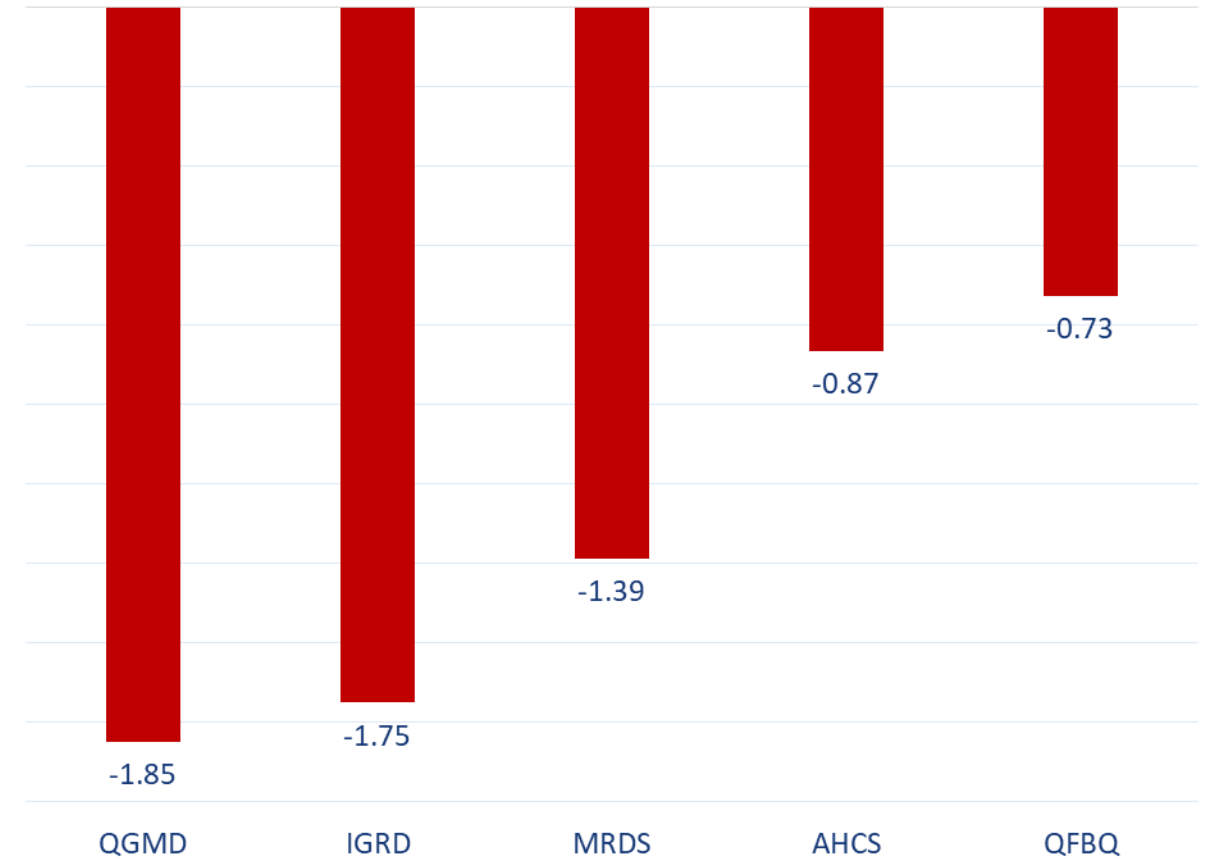
Nationality	Buy %	Sell %	Net
Qataris	68.70%	66.24%	2.46%
GCC	5.48%	2.43%	3.04%
Arab	17.70%	16.27%	1.44%
Foreigners	8.12%	15.06%	-6.94%

### Top 5 Companies bought (net) by **Foreigners** in the last session



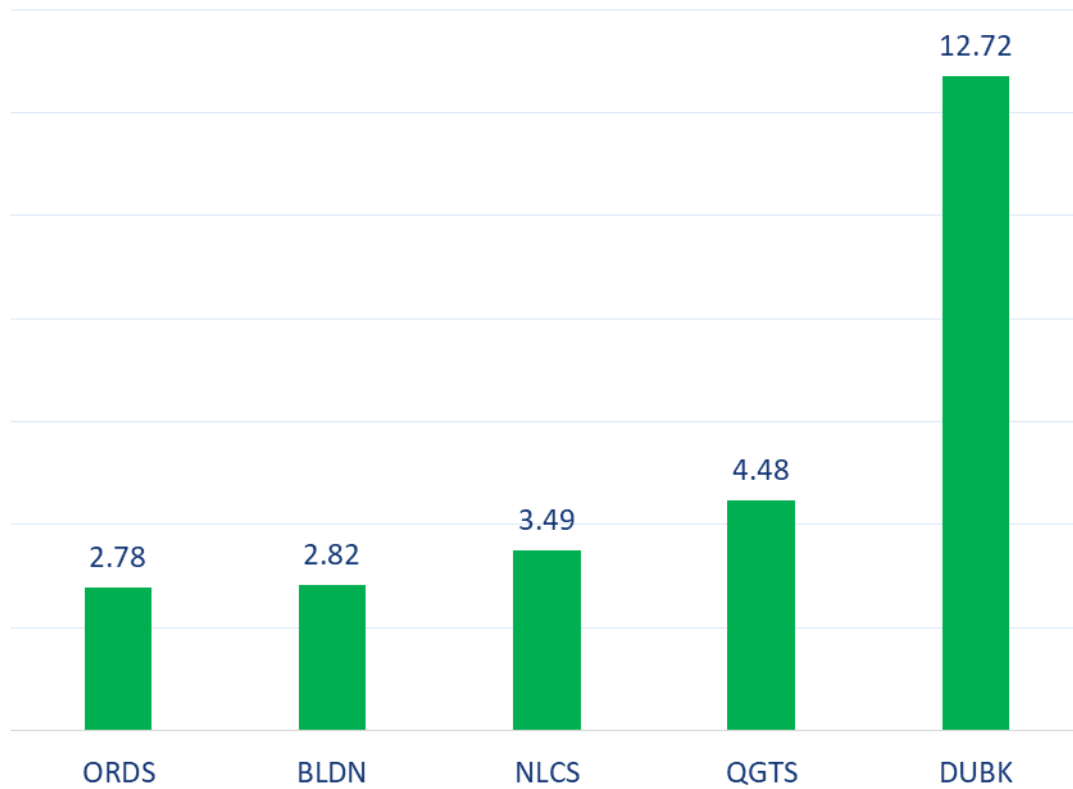
In million shares

### Top 5 Companies sold (net) by **Foreigners** in the last session



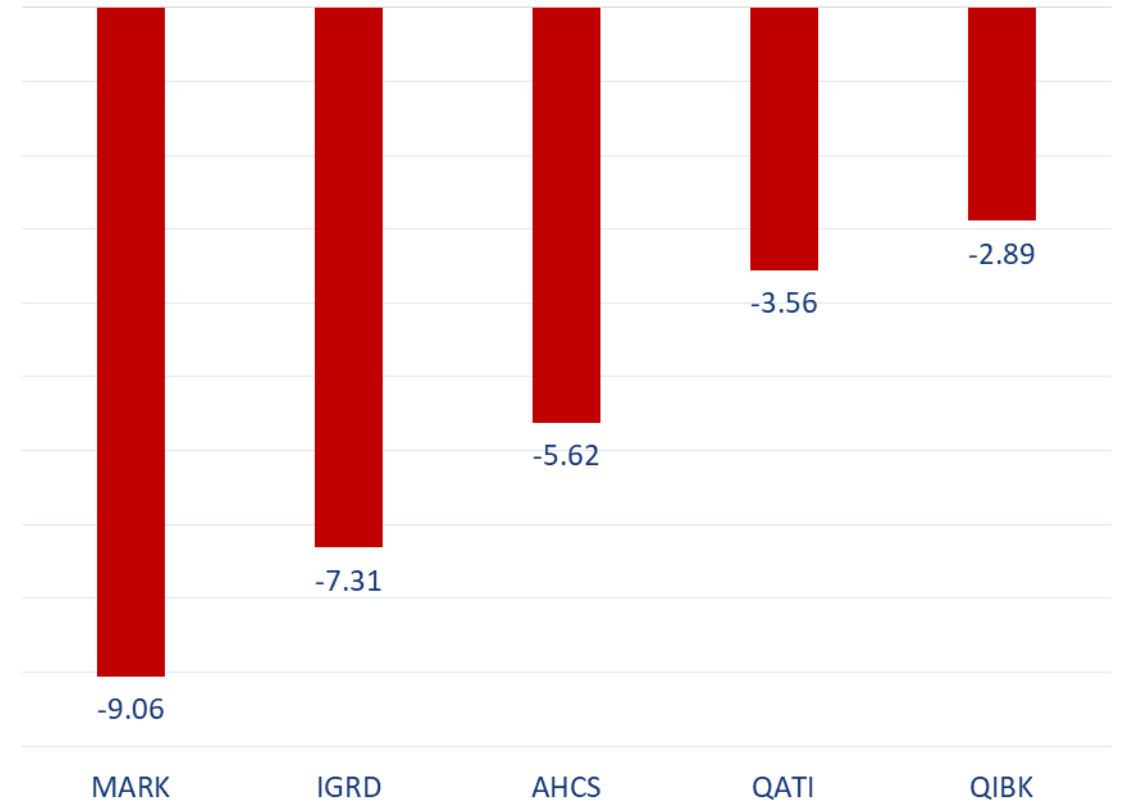
In million shares

Top 5 Companies bought (net) by **Foreigners** over the last week



In million shares

Top 5 Companies sold (net) by **Foreigners** over the last week



In million shares



The figures represent a change in the number of shares.

Daily Change: The net change between 28<sup>th</sup> and 25<sup>th</sup> of May trading sessions

Change for the last 5 sessions: The total daily net change for the last 5 sessions.

Change for the last 10 sessions: The total daily net change for the last 10 sessions.

Change for the last 20 sessions: The total daily net change for the last 20 sessions.

## **DISCLAIMER:**

The information contained was obtained from various public sources believed to be reliable, but we do not guarantee its accuracy. Wasata Financial Securities makes no representations or warranties (express or implied) regarding the data and information provided and Wasata Financial Securities does not represent that the information content of this document is complete, or free from any error, not misleading, or fit for any particular purpose. This report document provides general information only. Neither the information nor any opinion expressed constitutes an offer or an invitation to make an offer, to buy or sell any securities or other investment products related to such securities or investments.

This report document contained is subject to change without prior notice. Wasata assumes no responsibility to update the information in this report document.



Prepared by Financial Advisory Department



+974 44498880  
ramzi.qasmieh@Wasata.qa