



Daily Report for Ownership Changes

8th of May 2023 Session

Company									8-May			
	Qatari				GCC				Foreigners			
	Daily Chg.	Last 5 Sessions Chg.	Last 10 Sessions Chg.	Last 20 Sessions Chg.	Daily Chg.	Last 5 Sessions Chg.	Last 10 Sessions Chg.	Last 20 Sessions Chg.	Daily Chg.	Last 5 Sessions Chg.	Last 10 Sessions Chg.	Last 20 Sessions Chg.
QNBK	-137,573	-5,599,709	-3,932,331	308,742	16,392	-386,384	-200,926	-27,422	121,181	5,986,093	4,133,257	-281,320
QIBK	-439,011	-1,664,487	212,761	1,177,407	74,516	73,522	22,829	48,738	364,495	1,590,965	-235,590	-1,226,145
CBQK	-241,837	-5,992,383	-6,855,050	-10,290,814	36,369	-24,417	-41,802	-41,802	205,468	6,016,800	6,896,852	10,332,616
DHBK	-324,174	-2,363,182	2,091,888	817,899	-20,939	-400,945	-185,341	-93,972	345,113	2,764,125	-1,906,547	-723,927
ABQK	0	480	100	-2,900	0	0	0	0	0	-480	-100	2,900
QIIK	-185,997	-743,766	-919,548	-1,438,955	0	10,000	10,831	10,831	185,997	733,766	908,717	1,428,124
MARK	-2,469,172	-8,874,394	-11,840,124	-11,263,603	10,773	-78,477	-42,792	-202,038	2,458,399	8,952,871	11,882,916	11,465,641
DUBK	-2,631,389	-7,977,721	-9,707,089	-25,233,605	-15,000	106,976	-13,183	50,751	2,646,389	7,870,745	9,720,272	25,182,854
QFBO	-1,750,662	-2,341,751	-543,649	22,429	0	0	-8,528	32,897	1,750,662	2,341,751	552,177	-55,326
NLCS	3,777	5,306,773	-1,609,875	-2,424,097	-103,751	-176,499	-224,831	-266,056	99,974	-5,130,274	1,834,706	2,690,153
DBIS	795,683	-162,525	1,170,773	1,530,815	-74,653	169,890	34,303	-42,883	-721,030	-7,365	-1,205,076	-1,487,932
OOIS	253,636	1,077,927	995,518	2,729,452	10,760	-75,438	54,162	9,247	-264,396	-1,002,489	-1,049,680	-2,738,699
IHGS	-29,699	76,302	698,503	495,149	15,000	15,000	15,809	-184,191	14,699	-91,302	-714,312	-310,958
ZHCD	8,180	3,178	16,853	-145,656	-13,467	10,424	10,424	42,347	5,287	-13,602	-27,277	103,309
QGMD	6,805,963	9,333,700	6,390,089	7,355,070	-61,498	-155,076	213,561	46,985	-6,744,465	-9,178,624	-6,603,650	-7,402,055
SIIS	1,491,514	-4,571,431	876,868	-4,844,004	-509,441	16,970	73,857	36,883	-982,073	4,554,461	-950,725	4,807,121
BLDN	2,656,798	5,939,862	6,163,285	6,578,972	-1,627	-156,610	47,609	47,609	-2,655,171	-5,783,252	-6,210,894	-6,626,581
MCGS	99,434	-5,005	26,512	-79,524	-4,000	-4,000	-9,588	-8,449	-95,434	9,005	-16,924	87,973
QCFS	0	-3,520	24,920	13,670	0	0	0	0	0	3,520	-24,920	-13,670
QFLS	-279,746	-1,343,275	-1,171,705	-806,494	0	0	2,572	3,053	279,746	1,343,275	1,169,133	803,441
WDAM	25,962	429,285	904,332	1,160,512	23,610	23,610	24,247	24,247	-49,572	-452,895	-928,579	-1,184,759
MCCS	-110,165	-142,745	-399,975	-157,797	0	0	0	50,000	110,165	142,745	399,975	107,797
MERS	34,279	62,946	47,732	-352,580	0	-22,870	-12,898	-4,776	-34,279	-40,076	-34,834	357,356
QIMD	-4,004	-9,402	78,916	132,667	0	-3,303	-10,297	15,517	4,004	12,705	-68,619	-148,184
QNCD	-15,617	83,296	-191,109	-263,385	48,955	54,645	154,073	154,486	-33,338	-137,941	37,036	108,899

Company									8-May			
	Qatari				GCC				Foreigners			
	Daily Chg.	Last 5 Sessions Chg.	Last 10 Sessions Chg.	Last 20 Sessions Chg.	Daily Chg.	Last 5 Sessions Chg.	Last 10 Sessions Chg.	Last 20 Sessions Chg.	Daily Chg.	Last 5 Sessions Chg.	Last 10 Sessions Chg.	Last 20 Sessions Chg.
IQCD	1,095,103	-3,487,786	-7,100,812	-7,645,629	-10,000	-287,593	-165,571	-47,423	-1,085,103	3,775,379	7,266,383	7,693,052
QIGD	-121,337	162,079	614,424	987,494	-10,000	-36,272	-4,766	26,384	131,337	-125,807	-609,658	-1,013,878
QEWS	-403,856	-1,577,150	-2,062,897	-2,388,999	0	-1,000	581	581	403,856	1,578,150	2,062,316	2,388,418
AHCS	25,224	264,815	-404,014	-508,170	-36,220	-21,586	2,300	121,973	10,996	-243,229	401,714	386,197
GISS	1,903,034	1,461,529	-2,906,844	-2,050,075	-89,631	-4,953	-10,958	-103,741	-1,813,403	-1,456,576	2,917,802	2,153,816
MPHC	-908,594	-5,996,413	-7,673,897	-5,526,013	40,000	95,376	109,003	72,403	868,594	5,901,037	7,564,894	5,453,610
IGRD	1,520,571	676,598	-3,228,290	11,004,046	24,890	-30,110	49,770	-8,492	-1,545,461	-646,488	3,178,520	-10,995,554
QAMC	2,467,982	-5,889,020	4,682,188	5,175,838	-418,176	-828,228	-640,060	-453,717	-2,049,806	6,717,248	-4,042,128	-4,722,121
QATI	1,379,832	2,538,160	2,719,499	3,594,749	0	-23,020	0	-100,000	-1,379,832	-2,515,140	-2,719,499	-3,494,749
DOHI	-335,735	-441,684	-617,359	-585,663	0	0	0	-38,339	335,735	441,684	617,359	624,002
OGRI	2,857	-51,420	7,203	83,125	0	100	1,124	11,124	-2,857	51,320	-8,327	-94,249
AKHI	434,216	1,133,043	54,620	-1,135,667	0	0	-76,132	380	-434,216	-1,133,043	21,512	1,135,287
QISI	5,870	9,390	85,968	190,399	0	0	265	265	-5,870	-9,390	-86,233	-190,664
BEMA	20	-1,217	12,710	39,613	0	0	-703	-2,451	-20	1,217	-12,007	-37,162
QLMI	-4,523	774	17,619	26,176	0	0	0	0	4,523	-774	-17,619	-26,176
UDCD	-2,228,739	-2,229,849	-3,563,327	-4,965,336	0	0	3,537	3,487	2,228,739	2,229,849	3,559,790	4,961,849
BRES	-2,007,972	-4,933,295	-10,003,726	-9,081,659	0	-116,413	-36,427	-69,060	2,007,972	5,049,708	10,040,153	9,150,719
ERES	-1,340,649	2,694,509	2,269,407	6,860,310	0	-265,631	-351,452	-541,621	1,340,649	-2,428,878	-1,917,955	-6,318,689
MRDS	1,237,795	7,540,429	-1,368,857	-5,354,520	111,915	-71,947	-363,990	-212,445	-1,349,710	-7,468,482	1,732,847	5,566,965
ORDS	-79,254	-3,904,284	-5,722,383	-6,872,870	-3,864	-10,954	-25,954	-35,176	83,118	3,915,238	5,748,337	6,908,046
VFQS	-2,654,436	-6,609,175	-5,683,031	-3,621,980	-113,219	-326,006	-546,074	-560,174	2,767,655	6,935,181	6,229,105	4,182,154
QNNS	-157,607	85,988	-1,521,836	-3,018,521	0	-15,000	-14,827	-14,827	157,607	-70,988	1,536,663	3,033,348
GWCS	-57,944	-124,311	-850,091	1,130,125	0	-12,305	254	62	57,944	136,616	849,837	-1,130,187
QGTS	-3,825,003	-14,288,939	-17,603,008	-26,369,301	-150	-234,420	-404,397	-557,009	3,825,153	14,523,359	18,007,405	26,926,310

Trading values by nationality for the last Session

Nationality	Purchasing Value	Selling Value	Difference
Qataris	400.05	433.83	-33.78
GCC	82.75	45.43	37.32
Arab	91.29	96.90	-5.61
Foreigners	129.21	127.14	2.07
Total	703.30	703.30	0.0

In million QAR

Trading by nationality for the last Session

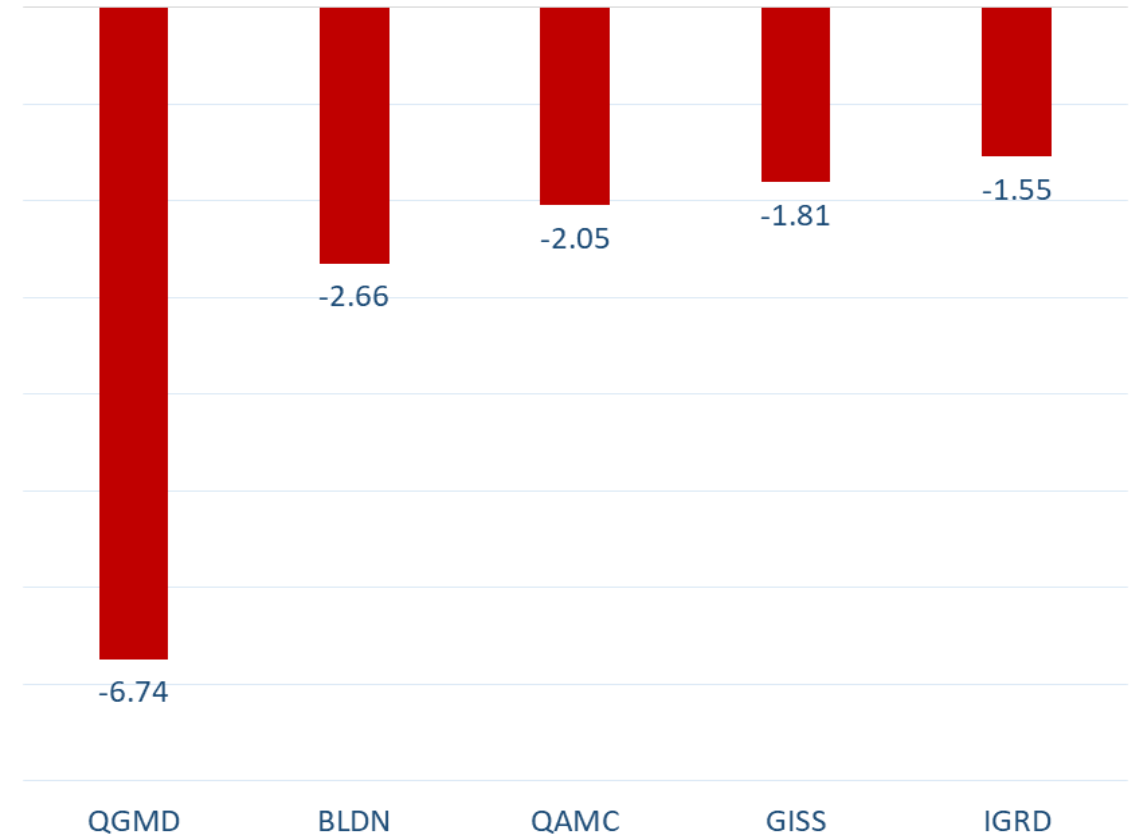
Nationality	Buy %	Sell %	Net
Qataris	56.88%	61.69%	-4.80%
GCC	11.77%	6.46%	5.31%
Arab	12.98%	13.78%	-0.80%
Foreigners	18.37%	18.08%	0.30%

Top 5 Companies bought (net) by **Foreigners** in the last session



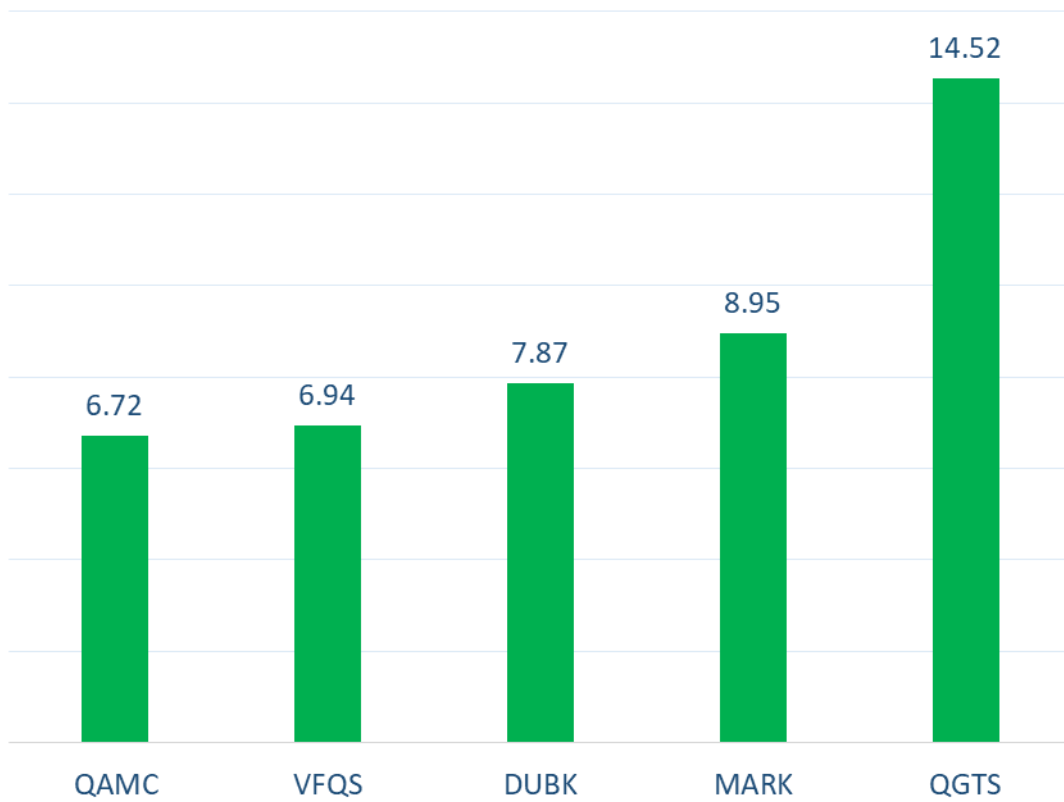
In million shares

Top 5 Companies sold (net) by **Foreigners** in the last session



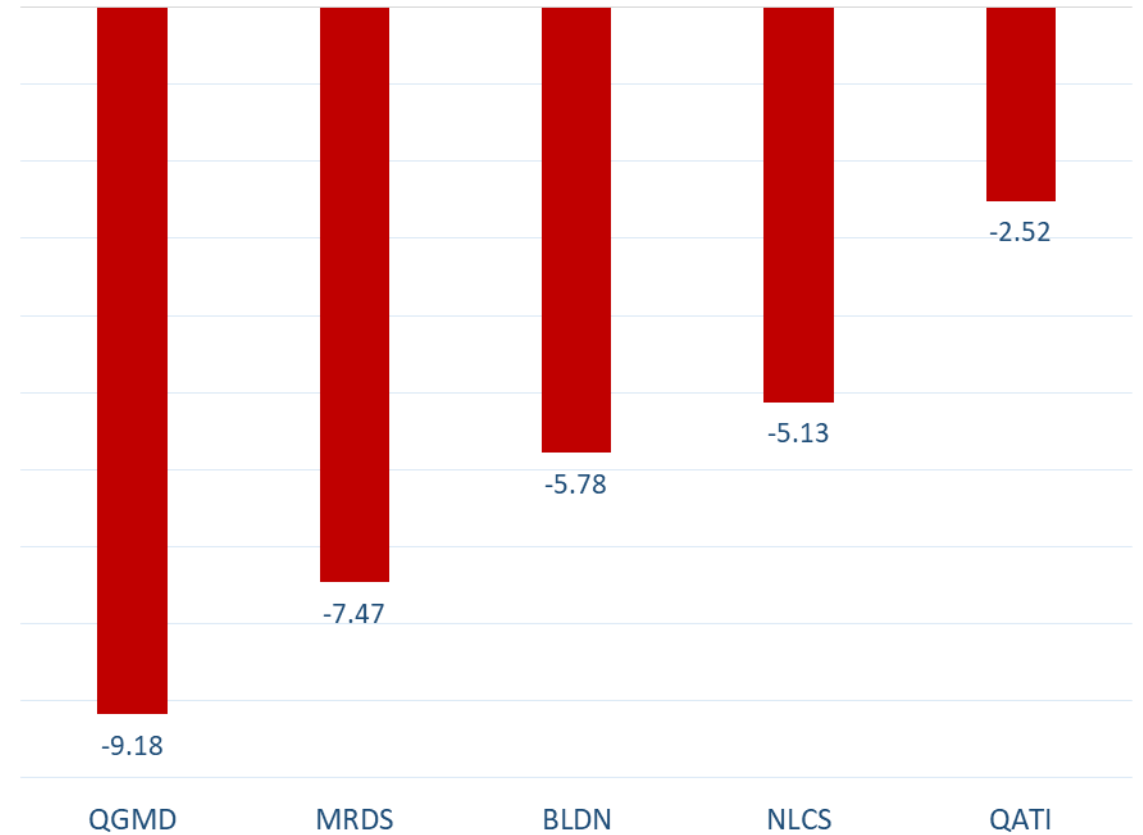
In million shares

Top 5 Companies bought (net) by **Foreigners** over the last week



In million shares

Top 5 Companies sold (net) by **Foreigners** over the last week



In million shares



The figures represent a change in the number of shares.

Daily Change: The net change between 8th and 7th of May trading sessions

Change for the last 5 sessions: The total daily net change for the last 5 sessions.

Change for the last 10 sessions: The total daily net change for the last 10 sessions.

Change for the last 20 sessions: The total daily net change for the last 20 sessions.

DISCLAIMER:

The information contained was obtained from various public sources believed to be reliable, but we do not guarantee its accuracy. Wasata Financial Securities makes no representations or warranties (express or implied) regarding the data and information provided and Wasata Financial Securities does not represent that the information content of this document is complete, or free from any error, not misleading, or fit for any particular purpose. This report document provides general information only. Neither the information nor any opinion expressed constitutes an offer or an invitation to make an offer, to buy or sell any securities or other investment products related to such securities or investments.

This report document contained is subject to change without prior notice. Wasata assumes no responsibility to update the information in this report document.



Prepared by Financial Advisory Department


للأوراق المالية
FINANCIAL SECURITIES

+974 44498880

ramzi.qasmieh@Wasata.qa