



Daily Report for Ownership Changes

9th of May 2023 Session

Company									9-May			
	Qatari				GCC				Foreigners			
	Daily Chg.	Last 5 Sessions Chg.	Last 10 Sessions Chg.	Last 20 Sessions Chg.	Daily Chg.	Last 5 Sessions Chg.	Last 10 Sessions Chg.	Last 20 Sessions Chg.	Daily Chg.	Last 5 Sessions Chg.	Last 10 Sessions Chg.	Last 20 Sessions Chg.
QNBK	404,146	-4,709,973	-5,496,103	-972,624	0	-386,384	-388,070	-246,731	-404,146	5,096,357	5,884,173	1,219,355
QIBK	-210,356	-2,039,693	-2,022,929	-341,229	0	94,810	86,158	109,968	210,356	1,944,883	1,936,771	231,261
CBOK	-378,676	-5,687,747	-8,341,811	-10,126,619	11,000	-10,498	-22,883	-27,883	367,676	5,698,245	8,364,694	10,154,502
DHBK	-2,110,314	-4,276,551	-1,243,516	-848,818	129,121	101,961	498,553	509,463	1,981,193	4,174,590	744,963	339,355
ABOK	-29,621	-26,621	-27,001	-30,001	0	0	0	0	29,621	26,621	27,001	30,001
QIIK	-126,294	-703,436	-948,063	-1,481,983	0	10,000	10,000	20,831	126,294	693,436	938,063	1,461,152
MARK	-4,136,307	-10,231,510	-14,159,565	-12,820,949	-1,164,526	-1,237,363	-1,305,123	-1,428,279	5,300,833	11,468,873	15,464,688	14,249,228
DUBK	-3,512,309	-10,109,692	-11,276,376	-24,940,175	27,254	128,231	122,815	183,339	3,485,055	9,981,461	11,153,561	24,756,836
QFBO	2,531,406	444,798	474,417	2,572,423	0	0	-8,890	32,897	-2,531,406	-444,798	-465,527	-2,605,320
NLCS	3,236,995	7,345,191	359,874	2,705,733	15,618	-164,034	-260,612	-299,213	-3,252,613	-7,181,157	-99,262	-2,406,520
DBIS	817,802	628,832	887,493	1,643,439	-395,112	-225,222	-5,582	17,650	-422,690	-403,610	-881,911	-1,661,089
QOIS	292,367	918,690	1,220,128	2,955,649	149,800	50,560	160,160	115,245	-442,167	-969,250	-1,380,288	-3,070,894
IHGS	158,798	200,993	503,440	811,918	-15,000	0	809	-199,191	-143,798	-200,993	-504,249	-612,727
ZHCD	6,942	10,006	4,445	-144,581	0	10,424	19,992	51,915	-6,942	-20,430	-24,437	92,666
QGMG	1,308,206	11,554,199	9,689,692	12,319,907	107,352	-47,724	13,713	-33,227	-1,415,558	-11,506,475	-9,703,405	-12,286,680
SIS	6,054,974	1,863,666	-1,872,684	-4,864,816	-125,244	-123,898	229,746	279,471	-5,929,730	-1,739,768	1,642,938	4,585,345
BLDN	798,313	4,299,709	5,591,873	6,073,857	1,000	-162,332	-119,818	-119,818	-799,313	-4,137,377	-5,472,055	-5,954,039
MCGS	101,338	98,864	-13,561	-68,987	0	-4,000	-9,588	-5,194	-101,338	-94,864	23,149	74,181
QCFS	0	-3,520	24,920	18,620	0	0	0	0	0	3,520	-24,920	-18,620
QFLS	-71,114	-1,486,031	-2,043,939	-1,878,957	0	0	2,572	3,053	71,114	1,486,031	2,041,367	1,875,904
WDAM	8,031	525,737	910,417	657,302	-23,610	0	637	-3,933	15,579	-525,737	-911,054	-653,369
MCCS	-531,926	-640,750	-985,687	-1,206,421	0	0	0	50,000	531,926	640,750	985,687	1,156,421
MERS	-25,524	41,049	27,273	-288,631	857	-17,016	-10,388	-8,229	24,667	-24,033	-16,885	296,860
QIMD	-1,003	-7,746	40,406	61,642	0	1,757	-5,237	4,823	1,003	5,989	-35,169	-66,465
QNCD	28,344	144,739	96,820	-178,969	40,000	94,645	94,073	194,486	-68,344	-239,384	-190,893	-15,517

Company									9-May			
	Qatari				GCC				Foreigners			
	Daily Chg.	Last 5 Sessions Chg.	Last 10 Sessions Chg.	Last 20 Sessions Chg.	Daily Chg.	Last 5 Sessions Chg.	Last 10 Sessions Chg.	Last 20 Sessions Chg.	Daily Chg.	Last 5 Sessions Chg.	Last 10 Sessions Chg.	Last 20 Sessions Chg.
IQCD	-416,305	-3,175,442	-10,680,594	-10,494,526	-10,050	-307,385	-317,258	-200,812	426,355	3,482,827	10,997,852	10,695,338
QIGD	-272,841	-127,508	684,241	852,306	0	-36,332	-24,508	1,642	272,841	163,840	-659,733	-853,948
QEWS	-36,950	-1,579,211	-2,992,191	-3,474,722	0	0	581	1,581	36,950	1,579,211	2,991,610	3,473,141
AHCS	246,902	1,099,181	1,037,976	985,258	45,943	33,357	80,877	195,755	-292,845	-1,132,538	-1,118,853	-1,181,013
GISS	-2,654,277	-1,893,196	-4,639,427	-5,716,318	30,000	29,547	-28,490	-121,273	2,624,277	1,863,649	4,667,917	5,837,591
MPHC	-1,027,842	-5,793,919	-9,380,506	-8,484,624	0	-927	10,700	-25,900	1,027,842	5,794,846	9,369,806	8,510,524
IGRD	-2,198,466	-2,258,308	-8,080,840	3,048,230	837	-29,273	-610	-47,672	2,197,629	2,287,581	8,081,450	-3,000,558
QAMC	-1,032,223	-5,381,563	843,407	2,436,245	246,458	-721,790	-771,767	-649,599	785,765	6,103,353	-71,640	-1,786,646
QATI	987,411	3,243,036	4,062,135	4,796,245	0	-23,020	-23,020	-123,020	-987,411	-3,220,016	-4,039,115	-4,673,225
DOHI	173,071	-171,113	-354,737	-352,998	-50,000	-50,000	-50,000	-50,000	-123,071	221,113	404,737	402,998
QGRI	1,760	-90,356	-90,156	-40,810	0	-4,176	-4,176	-3,152	-1,760	94,532	94,332	43,962
AKHI	-791,790	639,676	391,878	-30,403	0	0	-73,900	-43,606	791,790	-639,676	-317,978	74,009
QISI	-99,546	-90,156	-21,269	95,462	0	0	265	265	99,546	90,156	21,004	-95,727
BEMA	0	-3,119	2,231	43,114	0	0	0	-703	0	3,119	-2,231	-42,411
QLMI	-3,035	-9,360	14,530	-3,388	0	0	0	0	3,035	9,360	-14,530	3,388
UDCD	1,316,803	-909,552	-2,508,271	-2,781,641	-20,000	-20,000	-16,463	-16,463	-1,296,803	929,552	2,524,734	2,798,104
BRES	-502,887	-4,636,743	-10,580,545	-11,008,900	-27,014	-111,846	-16,692	-82,823	529,901	4,748,589	10,597,237	11,100,348
ERES	1,064,779	2,534,769	4,512,326	8,624,757	-172,197	-180,197	-228,485	-377,914	-892,582	-2,354,572	-4,283,841	-8,246,843
MRDS	-540,130	4,034,105	-722,381	-3,700,470	-34,743	-34,331	-350,433	-100,896	574,873	-3,999,774	1,072,814	3,801,366
ORDS	-120,769	-3,687,188	-8,243,673	-8,788,641	-4,765	-37,559	-77,349	-78,571	125,534	3,724,747	8,321,022	8,867,212
VFOS	-1,924,166	-8,212,935	-9,022,877	-7,278,948	-10,000	-152,149	-399,147	-413,247	1,934,166	8,365,084	9,422,024	7,692,195
QNNS	95,329	201,405	-1,053,914	-2,023,920	0	-15,000	-29,827	-29,827	-95,329	-82,365	1,092,534	2,062,540
GWCS	-739,126	-1,070,633	-1,243,001	-49,374	21,045	8,740	-3,311	8,802	718,081	1,046,275	1,247,531	28,176
QGTS	-1,112,339	-14,005,117	-20,382,955	-26,857,373	-235,510	-408,180	-721,907	-824,519	1,338,267	14,413,297	21,084,696	27,667,760

Trading values by nationality for the last Session

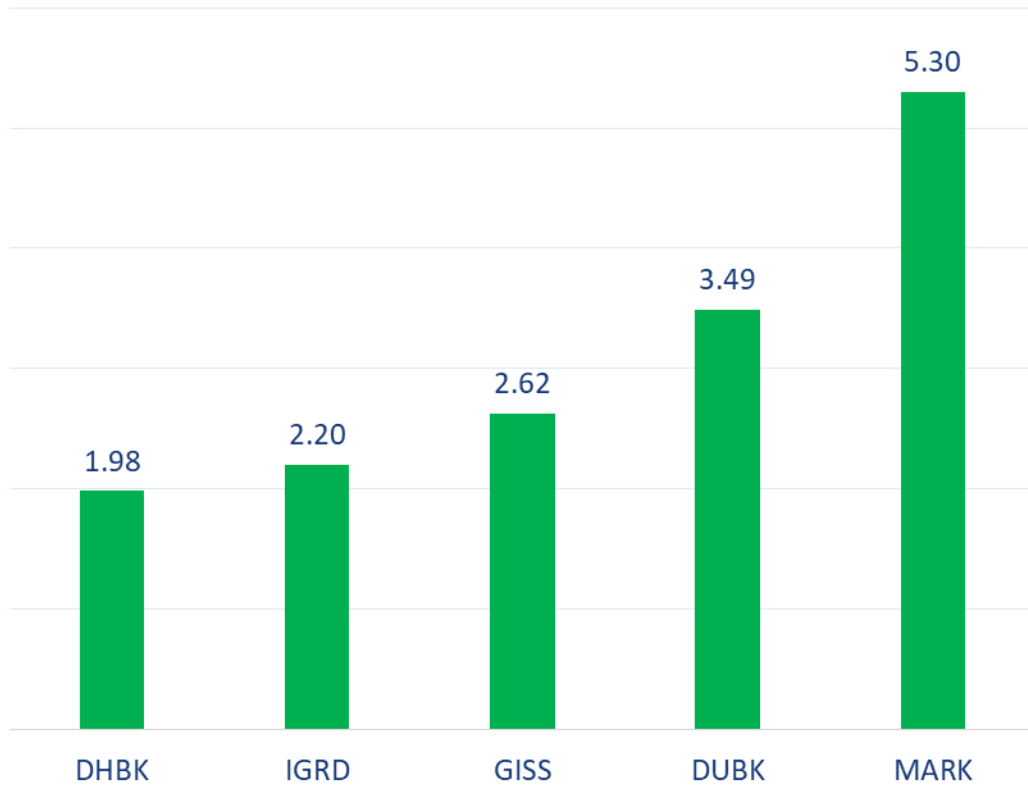
Nationality	Purchasing Value	Selling Value	Difference
Qataris	466.45	499.63	-33.17
GCC	73.25	22.69	50.56
Arab	117.40	110.10	7.30
Foreigners	113.17	137.85	-24.69
Total	770.27	770.27	0.0

In million QAR

Trading by nationality for the last Session

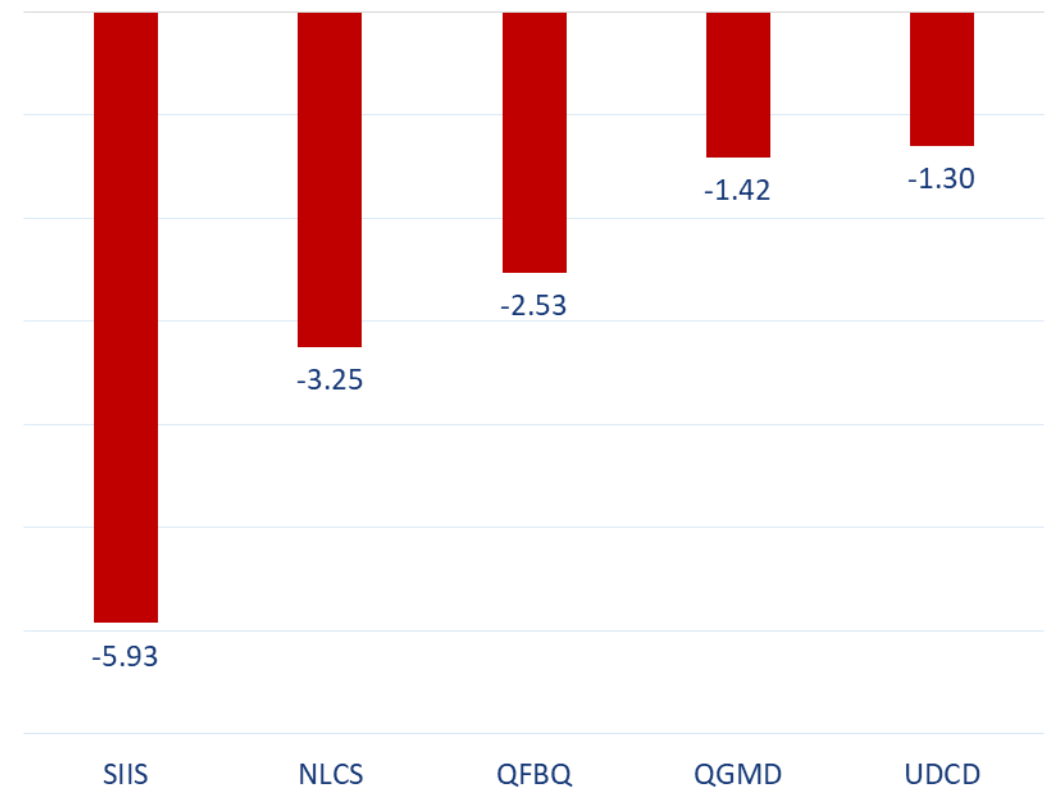
Nationality	Buy %	Sell %	Net
Qataris	60.56%	64.86%	-4.31%
GCC	9.51%	2.95%	6.56%
Arab	15.24%	14.29%	0.95%
Foreigners	14.69%	17.90%	-3.21%

Top 5 Companies bought (net) by **Foreigners** in the last session



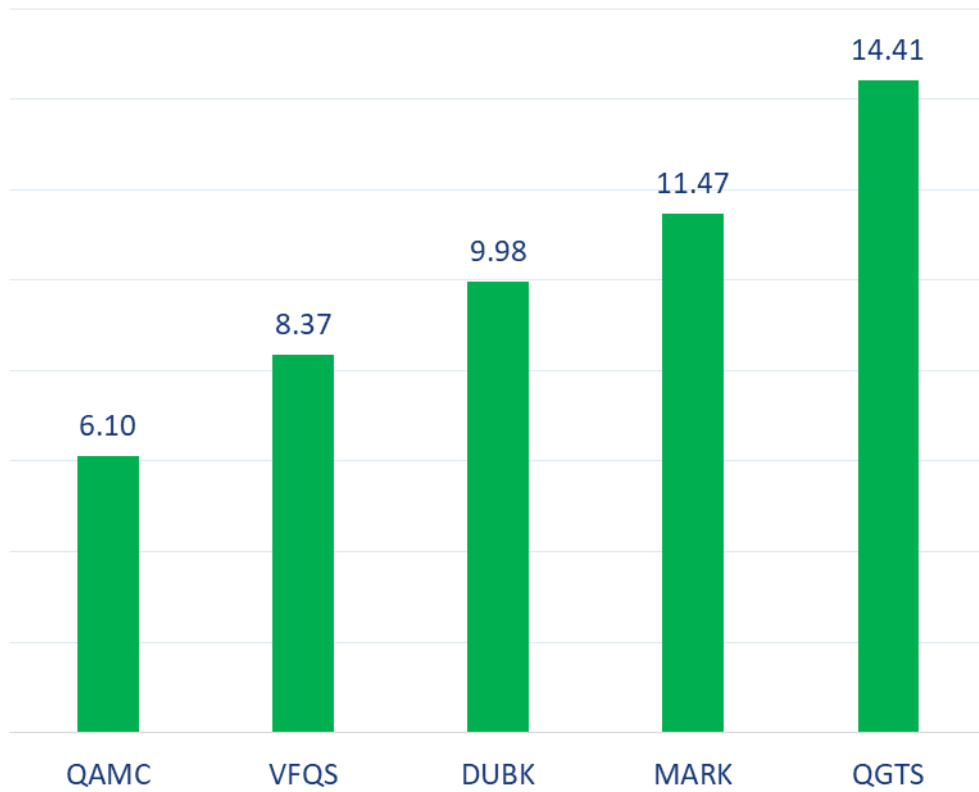
In million shares

Top 5 Companies sold (net) by **Foreigners** in the last session



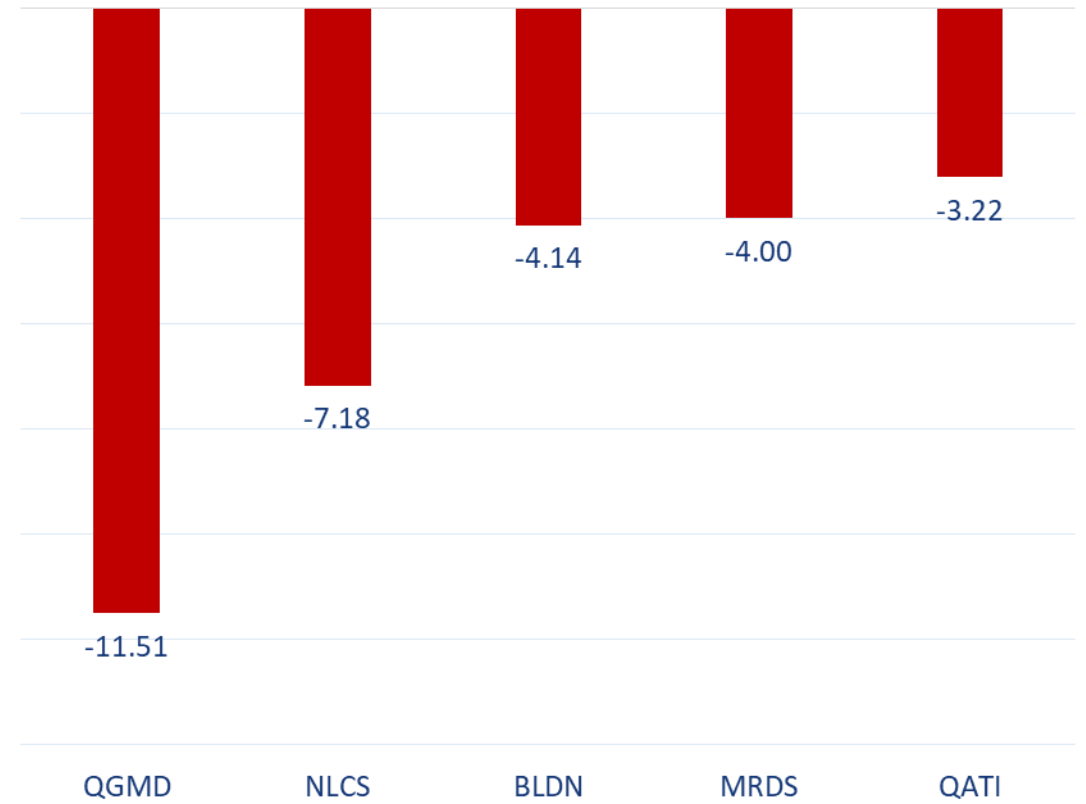
In million shares

Top 5 Companies bought (net) by **Foreigners** over the last week



In million shares

Top 5 Companies sold (net) by **Foreigners** over the last week



In million shares



The figures represent a change in the number of shares.

Daily Change: The net change between 9th and 8th of May trading sessions

Change for the last 5 sessions: The total daily net change for the last 5 sessions.

Change for the last 10 sessions: The total daily net change for the last 10 sessions.

Change for the last 20 sessions: The total daily net change for the last 20 sessions.

DISCLAIMER:

The information contained was obtained from various public sources believed to be reliable, but we do not guarantee its accuracy. Wasata Financial Securities makes no representations or warranties (express or implied) regarding the data and information provided and Wasata Financial Securities does not represent that the information content of this document is complete, or free from any error, not misleading, or fit for any particular purpose. This report document provides general information only. Neither the information nor any opinion expressed constitutes an offer or an invitation to make an offer, to buy or sell any securities or other investment products related to such securities or investments.

This report document contained is subject to change without prior notice. Wasata assumes no responsibility to update the information in this report document.



Prepared by Financial Advisory Department


للأوراق المالية
FINANCIAL SECURITIES

+974 44498880
ramzi.qasmieh@Wasata.qa