



Daily Report for Ownership Changes

1st of June 2023 Session

Company									1-Jun			
	Qatari				GCC				Foreigners			
	Daily Chg.	Last 5 Sessions Chg.	Last 10 Sessions Chg.	Last 20 Sessions Chg.	Daily Chg.	Last 5 Sessions Chg.	Last 10 Sessions Chg.	Last 20 Sessions Chg.	Daily Chg.	Last 5 Sessions Chg.	Last 10 Sessions Chg.	Last 20 Sessions Chg.
QNBK	1,131,070	1,183,958	2,172,195	596,252	0	83,030	92,322	-27,545	-1,131,070	-1,266,988	-2,264,517	-568,707
QIBK	-54,362	2,639,940	4,738,751	5,376,925	0	9,749	21,475	183,721	54,362	-2,649,689	-4,760,226	-5,560,646
CBOK	947,899	3,771,031	5,169,756	10,205,985	2,000	1,896	18,192	11,450	-949,899	-3,772,927	-5,187,948	-10,217,435
DHBK	205,271	1,519,765	3,172,564	-6,168,269	236,728	106,728	-33,568	228,348	-441,999	-1,626,493	-3,138,996	5,939,921
ABOK	0	10,000	19,211	11,500	0	0	0	0	0	-10,000	-19,211	-11,500
QIHK	57,226	445,558	1,183,435	319,924	0	2,000	12,000	21,820	-57,226	-447,558	-1,195,435	-282,752
MARK	31,615	21,424,378	30,665,624	19,244,731	7,430	152,590	-156,151	-1,275,835	-39,045	-21,576,968	-30,509,473	-17,968,896
DUBK	-6,133,846	-65,122,626	-78,223,659	-111,174,377	2,000	-56,043	-137,081	-141,887	6,131,846	65,178,669	78,360,740	111,316,264
QFBO	783,852	2,493,077	4,260,590	7,151,920	-10,000	-10,000	0	-100,557	-773,852	-2,483,077	-4,260,590	-7,051,363
NLCS	-1,227,074	1,192,112	-5,648,178	868,342	0	-2,544	-565,807	-607,411	1,227,074	-1,189,568	6,213,985	-260,931
DBIS	-753,693	-1,416,010	-1,555,493	-21,372	30,417	-73,562	-70,896	-470,985	723,276	1,489,572	1,626,389	492,357
QOIS	36,968	-763,291	-1,327,532	-258,965	-101,866	-301,929	68,132	85,717	64,898	1,065,220	1,259,400	173,248
IHGS	97,643	-455,936	-946,787	-1,234,865	0	0	-220	-220	-97,643	455,936	947,007	1,235,085
ZHCD	0	-32,250	-21,714	-8,572	0	0	0	-23,891	0	32,250	21,714	32,463
QGMD	197,939	1,308,992	-1,186,102	14,528,970	-147,483	-319,661	-601,491	-1,627,892	-50,456	-989,331	1,787,593	-12,901,078
SIIS	-34,126	-3,417,252	-493,782	-861,048	441,782	727,578	1,579,547	1,424,144	-407,656	2,689,674	-1,085,765	-563,096
BLDN	-839,245	-1,210,364	-9,124,948	-8,966,548	1,690	1,690	-30,310	-37,408	837,555	1,208,674	9,155,258	9,040,410
MCGS	-39,794	-121,078	52,992	204,208	0	0	0	-126,528	39,794	121,078	-52,992	-77,680
QCFS	-6,050	-10,220	-20,350	-26,050	0	0	0	0	6,050	10,220	20,350	26,050
QFLS	94,805	379,622	643,942	859,664	0	0	0	-1,772	-94,805	-379,622	-643,942	-923,349
WDAM	-260,782	-1,450,406	-1,289,179	-1,848,883	10,000	351,422	336,711	353,011	250,782	1,098,984	952,468	1,495,872
MCCS	-49,946	281,938	-456,546	-1,934,789	0	0	33,929	89,148	49,946	-281,938	422,617	1,845,641
MERS	-1,968	67,200	32,298	-95,914	0	-125	-331	592	1,968	-67,075	-31,967	95,322
QIMD	-10,290	-4,406	-25,867	-123,406	0	0	0	18,243	10,290	4,406	25,867	105,163
QNCD	-40,016	43,587	113,273	421,373	0	23,040	107,436	102,278	40,016	-66,627	-220,709	-523,651

Company									1-Jun			
	Qatari				GCC				Foreigners			
	Daily Chg.	Last 5 Sessions Chg.	Last 10 Sessions Chg.	Last 20 Sessions Chg.	Daily Chg.	Last 5 Sessions Chg.	Last 10 Sessions Chg.	Last 20 Sessions Chg.	Daily Chg.	Last 5 Sessions Chg.	Last 10 Sessions Chg.	Last 20 Sessions Chg.
IQCD	1,756,236	4,599,174	4,220,652	1,732,899	4,013	-95,222	207,045	92,946	-1,760,249	-4,503,952	-4,427,697	-1,825,845
QIGD	-49,248	413,372	588,371	-343,150	-20,000	19,523	61,143	21,461	69,248	-432,895	-649,514	321,689
QEWS	-1,686	-14,466	16,931	-775,025	0	0	0	0	1,686	14,466	-7,459	758,550
AHCS	660,452	10,899,314	15,342,088	14,504,979	5,000	161,338	271,048	279,416	-665,452	-11,060,652	-15,613,136	-14,784,395
GISS	265,757	-5,186,897	882,924	-2,737,130	31,000	80,631	141,735	-54,556	-296,757	5,106,266	-1,024,659	2,791,686
MPHC	935,475	4,672,007	6,486,702	2,458,971	0	56,229	61,083	-8,493	-935,475	-4,728,236	-6,547,785	-2,450,478
IGRD	-935,720	2,825,805	12,427,460	10,645,542	41,000	-9,820	100,357	41,713	894,720	-2,815,985	-12,527,817	-10,687,255
QAMC	-650,317	-193,648	253,848	-1,051,595	0	-159,564	-375,592	-625,107	650,317	353,212	121,744	1,676,702
QATI	-103,183	1,817,922	5,251,242	14,711,566	0	100,000	99,700	76,980	103,183	-1,917,922	-5,350,942	-14,788,546
DOHI	-87,387	-128,638	159,464	-204,099	0	300	300	-51,350	87,387	128,338	-159,764	255,449
OGRI	10,977	-199,811	-178,131	47,042	0	-10,400	-10,400	-61,000	-10,977	210,211	188,531	13,958
AKHI	-65,014	184,515	578,419	1,721,130	0	0	-51,977	-51,744	65,014	-184,515	-526,442	-1,669,386
QISI	0	8,693	15,135	-94,241	0	0	0	0	0	-8,693	-15,135	94,241
BEMA	-1,223	18,480	23,869	25,951	0	0	260	260	1,223	-18,480	-24,129	-26,211
QLMI	-2,051	-29,927	-5,922	-15,303	0	0	0	0	2,051	29,927	5,922	15,303
UDCD	-1,246,533	-3,059,603	-657,907	-3,346,135	283,056	379,903	187,981	367,981	963,477	2,679,700	469,926	2,978,154
BRES	3,386,841	13,451,441	11,978,393	5,866,752	0	11,205	84,915	67,341	-3,386,841	-13,462,646	-12,063,308	-5,934,093
ERES	831,222	5,650,852	1,879,413	3,105,861	0	-313,303	-1,119,683	-1,617,796	-831,222	-5,337,549	-759,730	-1,488,065
MRDS	3,560,003	11,335,712	12,120,727	14,820,430	-113,796	-287,421	-654,485	49,661	-3,446,207	-11,048,291	-11,466,242	-14,870,091
ORDS	158,439	972,804	-1,758,005	-3,289,671	0	-960	160,654	-18,818	-158,439	-971,844	1,528,385	3,308,489
VFQS	-419,720	-8,360,503	-8,824,674	-12,630,162	0	0	-53,338	-127,699	419,720	8,360,503	8,878,012	12,757,861
QNNS	-12,602	-567,263	-1,702,618	-2,954,320	0	0	0	0	12,602	567,263	1,702,618	2,954,320
GWCS	-180,743	-48,752	-543,525	615,880	0	0	19,904	40,949	180,743	48,752	523,621	-637,468
QGTS	-136,379	-861,526	-4,497,958	-13,468,897	-3,620	-135,829	-370,271	-909,518	139,999	997,355	4,868,229	14,378,415

Insider Traders For the Last Week

Company	Buy	Sell	Net
QGTS	248,394	0	248,394
DHBK	167,126	0	167,126
IQCD	141,772	0	141,772
AHCS	95,000	0	95,000
UDCD	70,000	0	70,000
CBQK	42,227	0	42,227
QWES	25,755	0	25,755
ZHCD	15,143	0	15,143
QAMC	9,036	0	9,036
MPHC	6,443	0	6,443
QCFS	2,210	0	2,210
QGRI	0	2,000	-2,000
GISS	0	6,620	-6,620
MKDM	2,617	46,909	-44,292
VFQS	0	1,926,501	-1,926,501
DUBK	10,968	4,619,771	-4,608,803

Trading Value by nationality for the past week

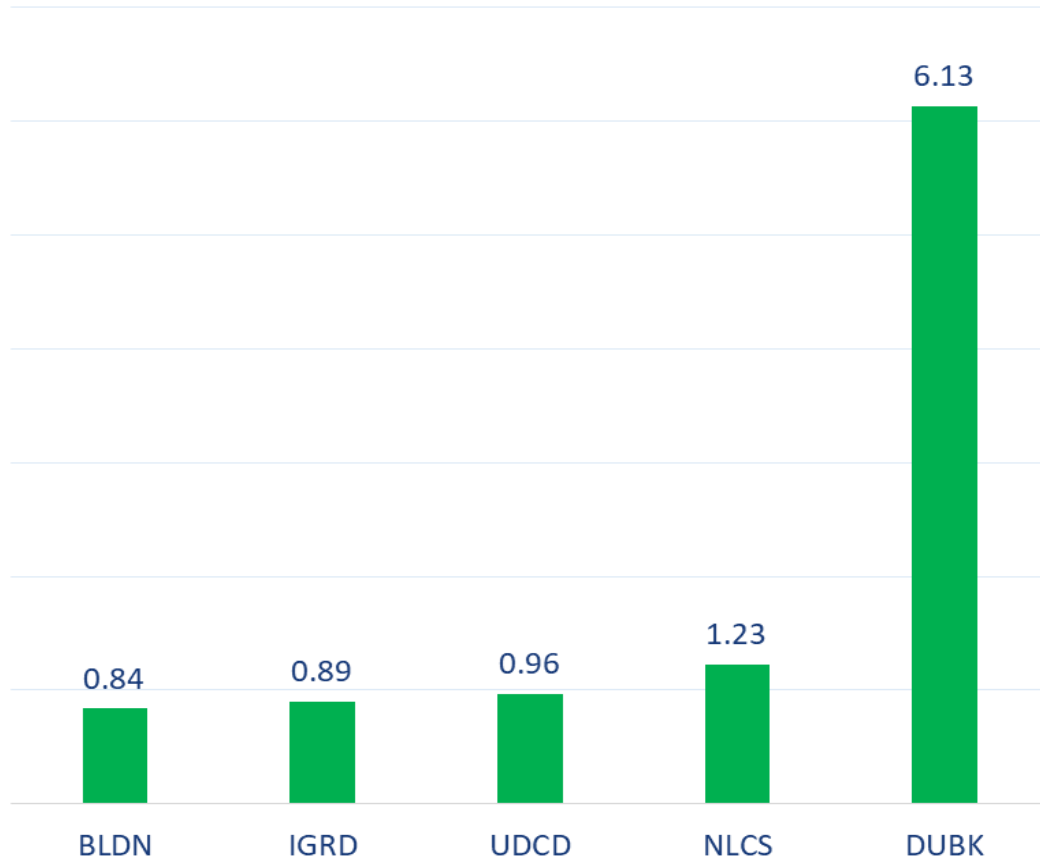
Nationality	Purchasing Value	Selling Value	Difference
Qataris	1,890.62	1,884.59	6.03
GCC	248.48	174.85	73.63
Arab	399.31	363.33	35.98
Foreigners	1,780.34	1,895.98	-115.64
Total	4,318.74	4,318.74	0.00

In million QAR

Trading by nationality for the past week

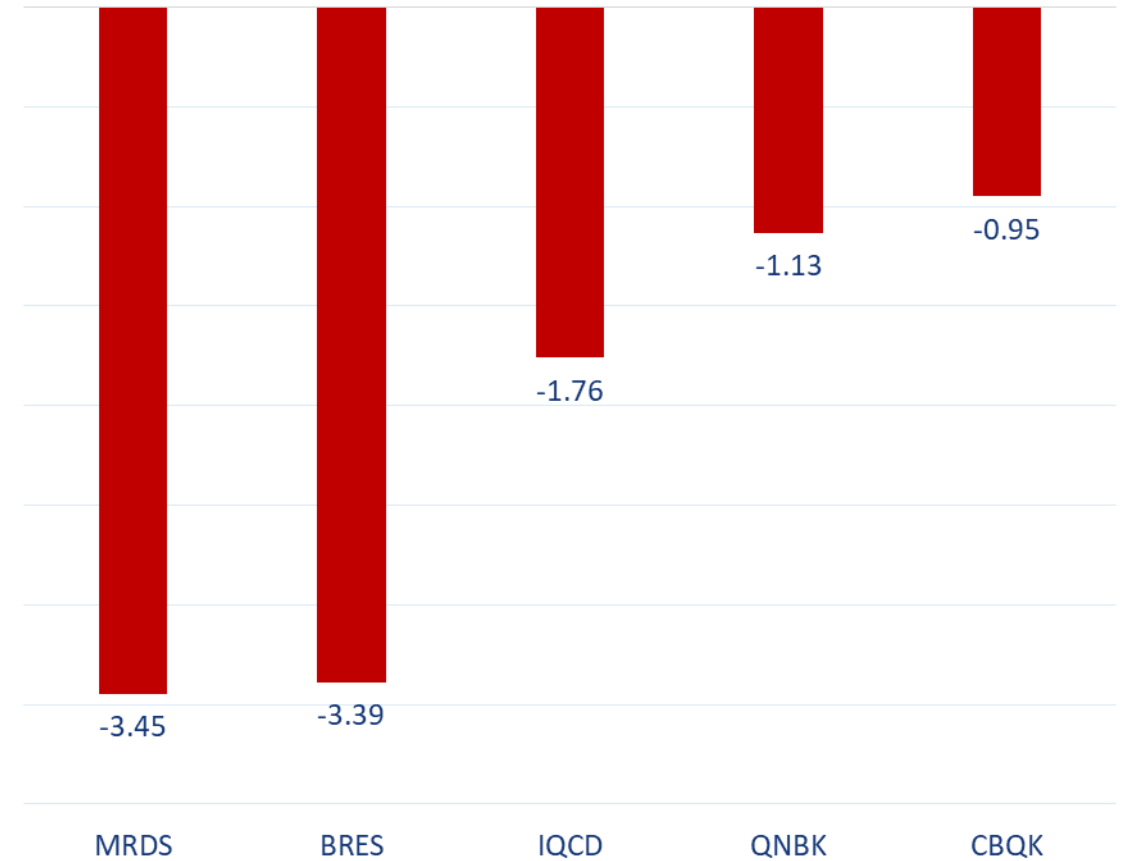
Nationality	Buy %	Sell %	Net
Qataris	43.78%	43.64%	0.14%
GCC	5.75%	4.05%	1.71%
Arab	9.25%	8.41%	0.83%
Foreigners	41.22%	43.90%	-2.68%

Top 5 Companies bought (net) by **Foreigners** in the last session



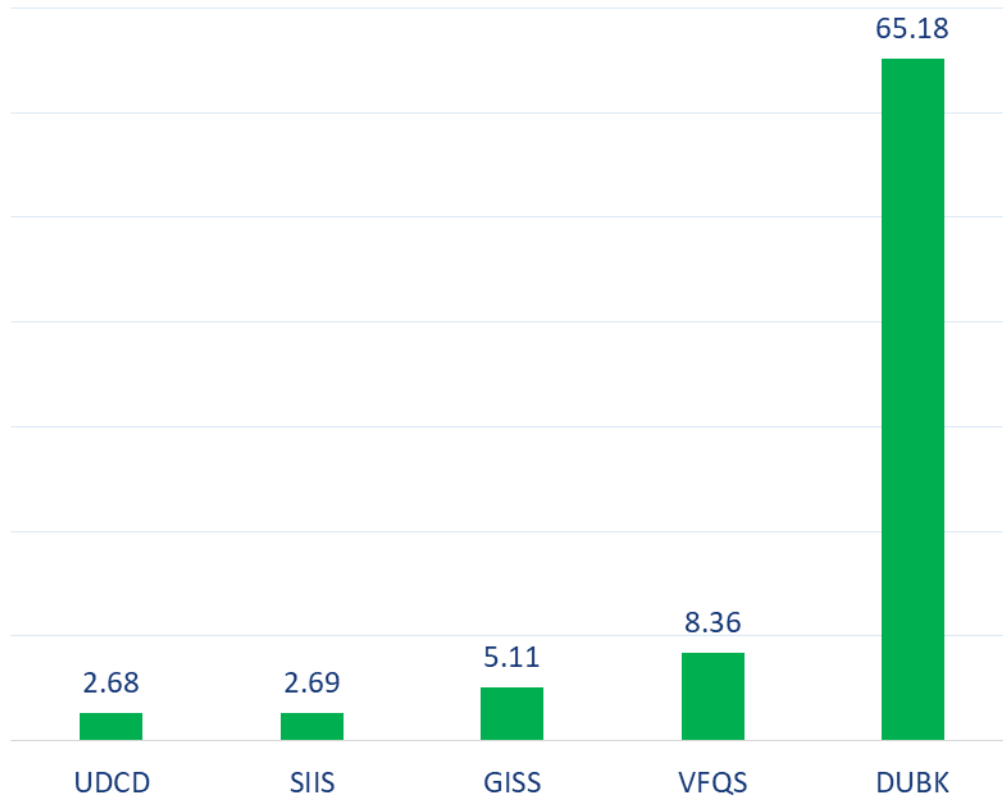
In million shares

Top 5 Companies sold (net) by **Foreigners** in the last session



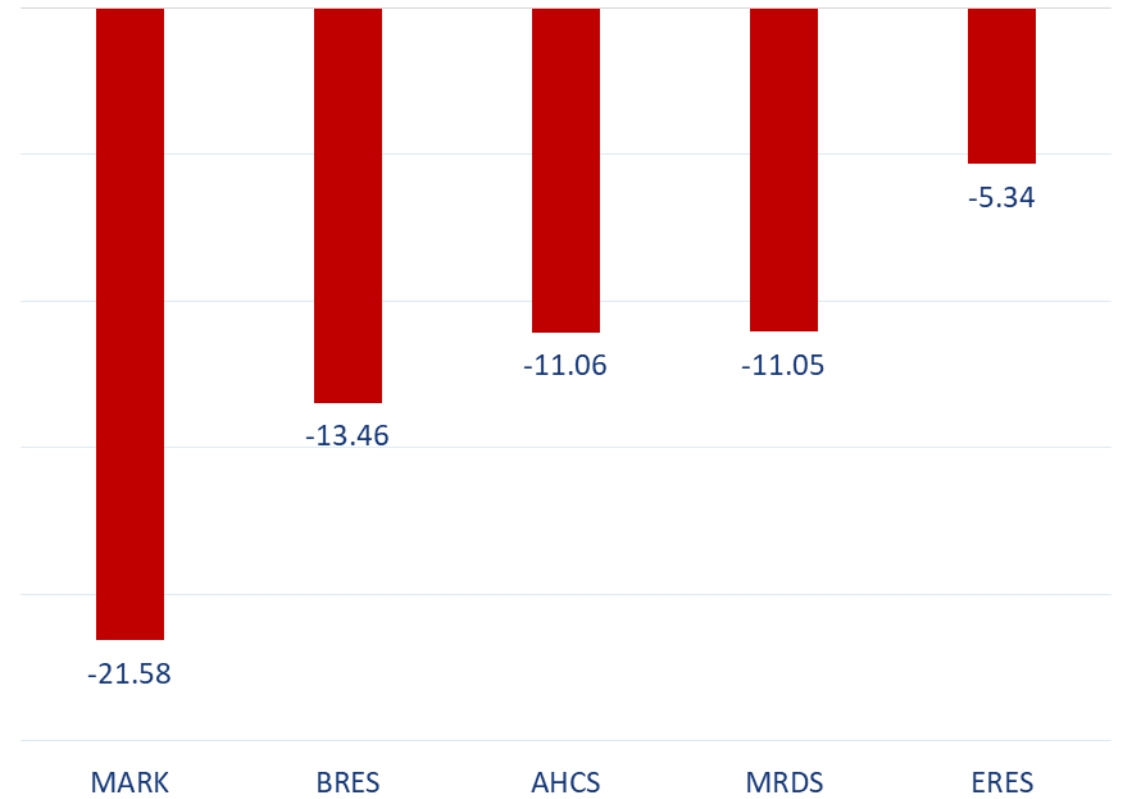
In million shares

Top 5 Companies bought (net) by **Foreigners** over the last week



In million shares

Top 5 Companies sold (net) by **Foreigners** over the last week



In million shares



The figures represent a change in the number of shares.

Daily Change: The net change between 1st of June and 31th of May trading sessions

Change for the last 5 sessions: The total daily net change for the last 5 sessions.


Change for the last 10 sessions: The total daily net change for the last 10 sessions.

Change for the last 20 sessions: The total daily net change for the last 20 sessions.

DISCLAIMER:

The information contained was obtained from various public sources believed to be reliable, but we do not guarantee its accuracy. Wasata Financial Securities makes no representations or warranties (express or implied) regarding the data and information provided and Wasata Financial Securities does not represent that the information content of this document is complete, or free from any error, not misleading, or fit for any particular purpose. This report document provides general information only. Neither the information nor any opinion expressed constitutes an offer or an invitation to make an offer, to buy or sell any securities or other investment products related to such securities or investments.

This report document contained is subject to change without prior notice. Wasata assumes no responsibility to update the information in this report document.



Prepared by Financial Advisory Department


للأوراق المالية
FINANCIAL SECURITIES

+974 44498880

ramzi.qasmieh@Wasata.qa