



Daily Report for Ownership Changes

30th of May 2023 Session

Company									30-May			
	Qatari				GCC				Foreigners			
	Daily Chg.	Last 5 Sessions Chg.	Last 10 Sessions Chg.	Last 20 Sessions Chg.	Daily Chg.	Last 5 Sessions Chg.	Last 10 Sessions Chg.	Last 20 Sessions Chg.	Daily Chg.	Last 5 Sessions Chg.	Last 10 Sessions Chg.	Last 20 Sessions Chg.
QNBK	-1,111,503	-4,958	-794,861	-3,693,964	48,899	92,672	13,112	-228,048	1,062,604	-87,714	781,749	3,922,012
QIBK	565,315	3,035,145	4,125,572	4,083,714	0	21,475	68,973	186,295	-565,315	-3,056,620	-4,194,545	-4,270,009
CBQK	-35,223	2,206,959	4,764,181	3,181,084	-104	-104	16,012	9,450	35,327	-2,206,855	-4,778,932	-3,190,534
DHBK	-46,964	1,076,203	7,793	-9,506,629	-316,012	-272,656	-9,820	-33,380	362,976	-803,547	2,027	9,540,009
ABQK	0	4,211	31,121	4,500	0	0	0	0	0	-4,211	-31,121	-4,500
QIIK	-229,801	678,083	290,674	-326,124	0	12,000	12,000	21,820	229,801	-690,083	-302,674	304,304
MARK	8,207,978	15,011,559	13,523,188	2,626,455	72,559	209,465	-200,227	-1,338,735	-8,280,537	-15,221,024	-13,322,961	-1,287,720
DUBK	-2,092,518	-10,424,931	-28,380,893	-56,609,275	6,957	8,925	-74,081	-79,659	2,085,561	10,416,006	28,454,974	56,688,934
QFBQ	584,563	2,087,162	4,310,175	5,477,068	0	0	-90,557	-90,557	-584,563	-2,087,162	-4,219,618	-5,386,511
NLCS	2,263,277	2,030,299	-2,370,833	6,094,913	54,481	-113,044	-555,812	-672,169	-2,317,758	-1,917,255	2,926,645	-5,422,744
DBIS	-844,740	-867,247	-623,284	770,826	-54,876	-24,000	-116,313	-391,946	899,616	891,247	739,597	-378,880
QOIS	56,162	-338,845	-1,136,231	-101,177	100,217	-141,483	239,998	167,583	-156,379	480,328	896,233	-66,406
IHGS	41,078	-188,697	-1,279,959	-1,182,784	0	-8,402	-7,668	-220	-41,078	197,099	1,287,627	1,183,004
ZHCD	0	17,958	-2,859	19,102	0	0	0	0	0	-17,958	2,859	-19,102
QGMD	-1,457,532	-1,345,307	1,161,698	14,640,722	284,163	-2,527	-1,254,546	-1,436,742	1,173,369	1,347,834	92,848	-13,203,980
SIIS	380,935	-2,641,731	-5,113,465	-243,499	11,310	-160,575	843,832	1,499,135	-392,245	2,802,306	4,269,633	-1,255,636
BLDN	-431,907	-1,328,243	-9,649,743	-6,787,296	0	0	-78,471	-240,803	431,907	1,328,243	9,728,214	7,028,099
MCGS	-12,809	246,534	-21,714	289,284	0	0	0	-126,528	12,809	-246,534	21,714	-162,756
QCFS	0	-8,370	-14,300	-23,520	0	0	0	0	0	8,370	14,300	23,520
QFLS	-54,565	525,831	968,936	-275,620	0	0	0	-1,772	54,565	-525,831	-968,936	277,392
WDAM	-440,327	50,613	-279,549	-75,127	-92,802	244,401	227,919	245,571	533,129	-295,014	51,630	-170,444
MCCS	198,240	139,200	-1,129,618	-1,859,374	0	50,000	5,327	89,148	-198,240	-189,200	1,124,291	1,770,226
MERS	57,732	45,715	-83,104	-82,911	0	-275	-331	-17,281	-57,732	-45,440	83,435	100,192
QIMD	0	32,026	-42,832	-132,411	0	0	0	20,000	0	-32,026	42,832	112,411
QNCD	4,932	110,999	271,188	522,625	0	80,040	79,374	87,968	-4,932	-191,039	-350,562	-610,593

									30-May			
Company	Qatari				GCC				Foreigners			
	Daily Chg.	Last 5 Sessions Chg.	Last 10 Sessions Chg.	Last 20 Sessions Chg.	Daily Chg.	Last 5 Sessions Chg.	Last 10 Sessions Chg.	Last 20 Sessions Chg.	Daily Chg.	Last 5 Sessions Chg.	Last 10 Sessions Chg.	Last 20 Sessions Chg.
IQCD	539,752	1,170,797	-232,487	-5,503,983	-39,633	-40,127	308,871	-13,412	-500,119	-1,130,670	-76,384	5,517,395
QIGD	266,680	-481,516	-112,036	-558,079	-5,000	32,662	81,143	34,811	-261,680	448,854	30,893	523,268
QEWS	-45,661	84,556	-229,483	-1,804,963	0	0	0	0	45,691	-84,526	229,513	1,804,993
AHCS	-166,805	4,085,790	3,893,623	5,372,238	0	27,048	166,048	198,050	166,805	-4,112,838	-4,059,671	-5,570,288
GISS	-306,363	-3,094,336	-238,202	-5,114,112	0	0	61,104	-57,619	306,363	3,094,336	177,098	5,171,731
MPHC	2,329,557	5,573,569	5,187,373	-1,245,390	0	41,083	-6,293	-49,420	-2,329,557	-5,614,652	-5,181,080	1,294,810
IGRD	863,862	5,856,911	15,025,703	11,339,178	-49,920	-14,603	14,497	-44,147	-813,942	-5,842,308	-15,040,200	-11,295,031
QAMC	1,383,525	543,267	-2,540,696	-5,302,991	-83,150	-189,626	-291,224	-935,179	-1,300,375	-335,291	2,831,920	6,238,170
QATI	-22,720	4,818,671	8,060,220	15,088,734	37,000	100,000	100,000	76,980	-14,280	-4,918,671	-8,160,220	-15,165,714
DOHI	-300	-20,200	200,091	-120,428	300	300	300	-51,350	0	19,900	-200,391	171,778
QGRI	16,142	-210,808	-128,992	36,092	0	-10,400	-20,000	-65,176	-16,142	221,208	148,992	29,084
AKHI	-20,565	173,383	1,240,389	1,633,257	0	-27,441	-66,744	-51,744	20,565	-145,942	-1,173,645	-1,581,513
QISI	1,716	533	4,249	-92,560	0	0	0	0	-1,716	-533	-4,249	92,560
BEMA	6,535	32,937	20,742	24,169	0	0	260	260	-6,535	-32,937	-21,002	-24,429
QLMI	0	-1,871	-1,015	-11,280	0	0	0	0	0	1,871	1,015	11,280
UDCD	797,453	-507,924	-99,683	-2,624,977	84,067	97,747	105,825	85,825	-881,520	410,177	-6,142	2,539,152
BRES	564,431	5,292,539	3,899,150	-3,530,548	0	29,316	86,335	-30,679	-564,431	-5,321,855	-3,985,485	3,561,227
ERES	1,500,455	1,777,103	-1,576,262	2,448,827	21,000	-89,286	-1,329,511	-1,604,796	-1,521,455	-1,687,817	2,905,773	-844,031
MRDS	2,848,372	5,438,675	4,817,311	11,668,359	17,206	-664,848	-471,112	-301,638	-2,865,578	-4,773,827	-4,346,199	-11,366,721
ORDS	47,154	-1,998,970	-3,644,544	-8,174,835	0	-30,043	213,734	-47,748	-47,154	2,029,013	3,430,810	8,168,113
VFQS	-1,278,009	-6,169,158	-1,110,073	-12,204,989	0	-53,338	-4,450	-156,629	1,278,009	6,222,496	1,114,523	12,361,618
QNNS	-46,162	-940,320	-2,300,901	-2,624,079	0	0	0	-15,000	46,162	940,320	2,300,901	2,639,079
GWCS	-367,061	176,474	-351,144	435,268	0	-96	19,904	28,644	367,061	-176,378	331,240	-463,912
QGTS	-109,325	-2,980,051	-4,355,297	-18,548,012	-121,500	-162,431	-453,742	-958,148	230,825	3,142,482	4,809,039	19,506,160

Trading values by nationality for the last Session

Nationality	Purchasing Value	Selling Value	Difference
Qataris	392.00	372.36	19.64
GCC	73.41	35.79	37.62
Arab	77.80	81.18	-3.39
Foreigners	110.65	164.53	-53.88
Total	653.86	653.86	0.00

In million QAR

Trading by nationality for the last Session

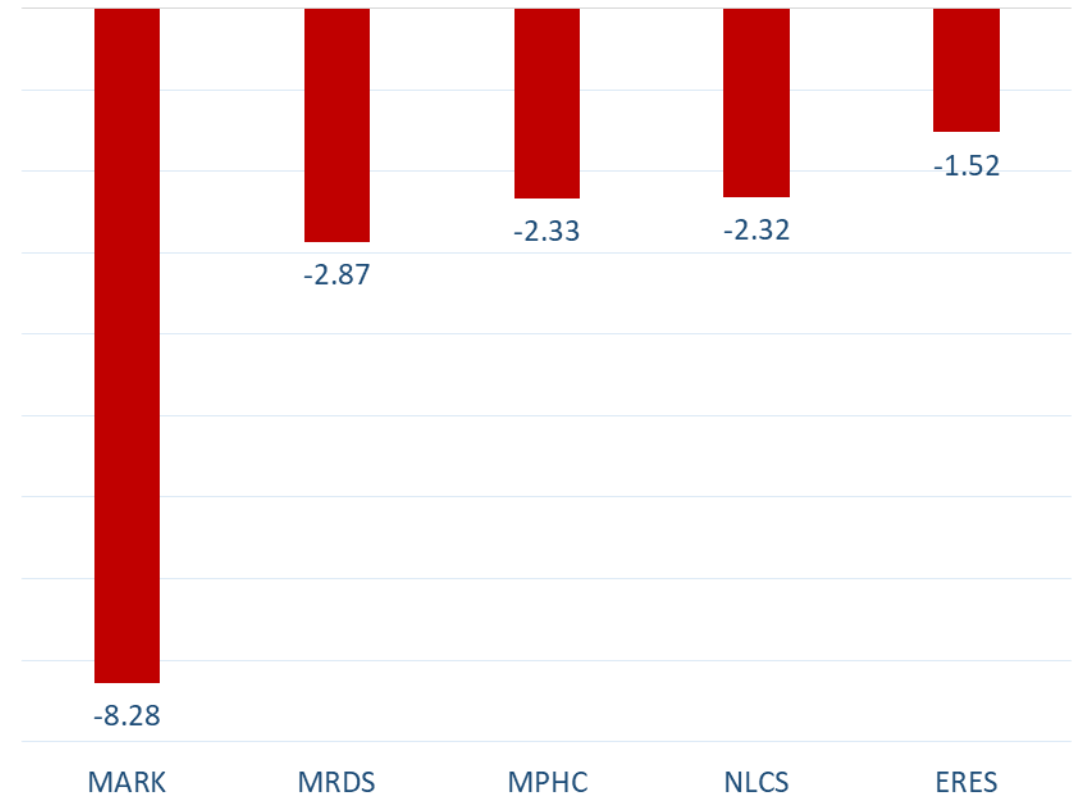
Nationality	Buy %	Sell %	Net
Qataris	59.95%	56.95%	3.00%
GCC	11.23%	5.47%	5.75%
Arab	11.90%	12.42%	-0.52%
Foreigners	16.92%	25.16%	-8.24%

Top 5 Companies bought (net) by **Foreigners** in the last session



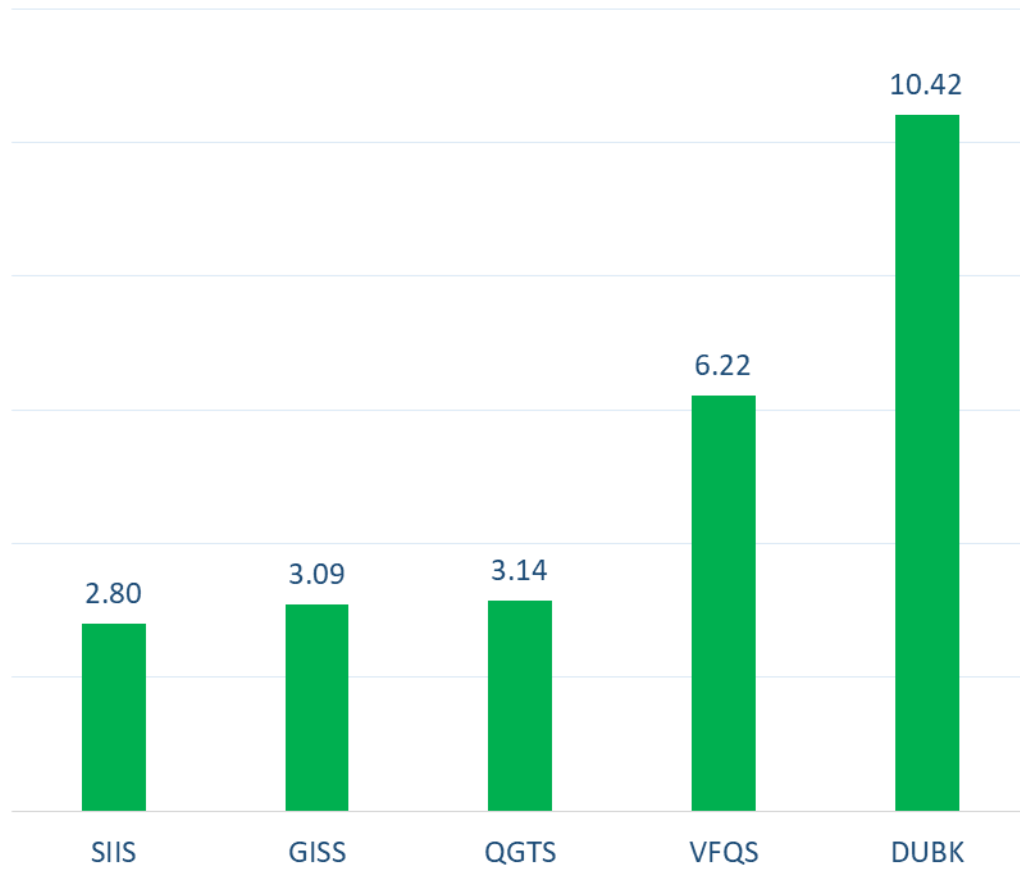
In million shares

Top 5 Companies sold (net) by **Foreigners** in the last session



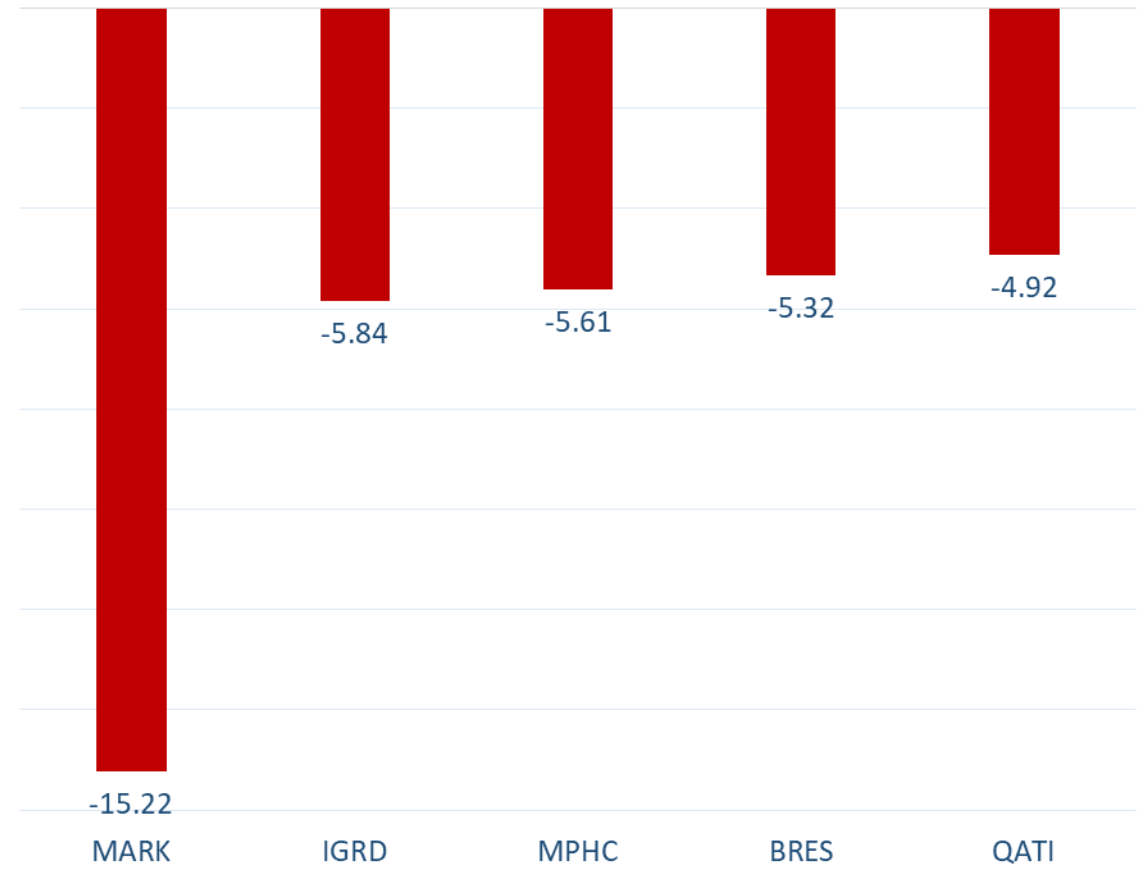
In million shares

Top 5 Companies bought (net) by **Foreigners** over the last week



In million shares

Top 5 Companies sold (net) by **Foreigners** over the last week



In million shares



The figures represent a change in the number of shares.

Daily Change: The net change between 30th and 29th of May trading sessions

Change for the last 5 sessions: The total daily net change for the last 5 sessions.

Change for the last 10 sessions: The total daily net change for the last 10 sessions.

Change for the last 20 sessions: The total daily net change for the last 20 sessions.

DISCLAIMER:

The information contained was obtained from various public sources believed to be reliable, but we do not guarantee its accuracy. Wasata Financial Securities makes no representations or warranties (express or implied) regarding the data and information provided and Wasata Financial Securities does not represent that the information content of this document is complete, or free from any error, not misleading, or fit for any particular purpose. This report document provides general information only. Neither the information nor any opinion expressed constitutes an offer or an invitation to make an offer, to buy or sell any securities or other investment products related to such securities or investments.

This report document contained is subject to change without prior notice. Wasata assumes no responsibility to update the information in this report document.



Prepared by Financial Advisory Department


وساطة
WASATA
للأوراق المالية
FINANCIAL SECURITIES

+974 44498880

ramzi.qasmieh@Wasata.qa