



## Daily Report for Ownership Changes

31<sup>st</sup> of May 2023 Session

Company									31-May			
	Qatari				GCC				Foreigners			
	Daily Chg.	Last 5 Sessions Chg.	Last 10 Sessions Chg.	Last 20 Sessions Chg.	Daily Chg.	Last 5 Sessions Chg.	Last 10 Sessions Chg.	Last 20 Sessions Chg.	Daily Chg.	Last 5 Sessions Chg.	Last 10 Sessions Chg.	Last 20 Sessions Chg.
QNBK	728,512	640,355	196,539	-2,690,296	0	83,130	91,427	-227,545	-728,512	-723,485	-287,966	2,917,841
QIBK	826,397	3,234,184	5,334,310	5,277,781	0	9,819	71,475	184,166	-826,397	-3,244,003	-5,405,785	-5,461,947
CBQK	1,397,439	3,124,928	5,667,229	6,389,309	-104	-104	16,192	9,450	-1,397,335	-3,124,824	-5,683,421	-6,398,759
DHBK	1,509,702	2,097,999	2,916,427	-7,633,424	-316,012	-130,000	-259,989	-115,130	-1,193,690	-1,967,999	-2,656,438	7,748,554
ABQK	10,000	14,211	21,121	14,500	0	0	0	0	-10,000	-14,211	-21,121	-14,500
QIIK	215,967	688,491	1,266,553	89,228	0	12,000	12,000	21,820	-215,967	-700,491	-1,278,553	-111,048
MARK	12,395,015	25,090,064	31,179,717	17,361,396	72,559	189,160	-131,037	-1,297,365	-12,467,574	-25,279,224	-31,048,680	-16,064,031
DUBK	-51,764,411	-59,911,795	-76,915,464	-107,060,150	6,957	-58,043	-139,081	-139,243	51,757,454	59,969,838	77,054,545	107,199,393
QFBQ	83,356	2,049,829	3,237,809	6,545,081	0	0	-61,557	-90,557	-83,356	-2,049,829	-3,176,252	-6,454,524
NLCS	-897,192	686,961	-3,855,046	5,550,817	54,481	-302,544	-545,812	-635,191	842,711	-384,417	4,400,858	-4,915,626
DBIS	21,501	-724,970	-1,376,248	929,892	-54,876	-73,926	-116,313	-612,086	33,375	798,896	1,492,561	-317,806
QOIS	166,454	-218,431	-370,367	-363,428	100,217	-285,973	179,998	97,583	-266,671	504,404	190,369	265,845
IHGS	-41,549	-246,304	-1,209,892	-1,264,982	0	-148,526	-29,278	-220	41,549	394,830	1,239,170	1,265,202
ZHCD	-32,220	-32,250	-27,297	203	0	0	0	-9,568	32,220	32,250	27,297	9,365
QGMD	513,083	-1,195,697	1,702,972	14,985,426	284,163	-124,749	-1,367,553	-1,272,787	-797,246	1,320,446	-335,419	-13,712,639
SIIS	481,104	-1,283,219	75,762	2,836,787	11,310	-158,650	1,008,709	1,102,708	-492,414	1,441,869	-1,084,471	-3,939,495
BLDN	911,007	-291,485	-8,331,608	-8,917,314	0	0	-32,000	-39,098	-911,007	291,485	8,363,608	8,956,412
MCGS	-116,251	48,198	42,128	193,879	0	0	0	-126,528	116,251	-48,198	-42,128	-67,351
QCFS	0	-4,170	-14,300	-23,520	0	0	0	0	0	4,170	14,300	23,520
QFLS	-44,986	421,490	849,392	471,805	0	0	0	-1,772	44,986	-421,490	-849,392	-480,597
WDAM	-814,050	-1,878,582	-1,195,576	-1,067,837	-92,802	341,422	326,159	343,011	906,852	1,537,160	869,417	724,826
MCCS	66,848	192,830	-717,609	-1,878,903	0	50,000	11,874	89,148	-66,848	-242,830	705,735	1,789,755
MERS	17,962	75,893	-48,169	-65,592	0	-125	-331	-12,974	-17,962	-75,768	48,500	78,566
QIMD	-100	69,099	-15,577	-114,873	0	0	0	20,000	100	-69,099	15,577	94,873
QNCD	90,224	166,203	235,842	592,598	0	100,040	103,064	107,968	-90,224	-266,243	-338,906	-700,566

									31-May			
Company	Qatari				GCC				Foreigners			
	Daily Chg.	Last 5 Sessions Chg.	Last 10 Sessions Chg.	Last 20 Sessions Chg.	Daily Chg.	Last 5 Sessions Chg.	Last 10 Sessions Chg.	Last 20 Sessions Chg.	Daily Chg.	Last 5 Sessions Chg.	Last 10 Sessions Chg.	Last 20 Sessions Chg.
IQCD	1,988,582	3,234,020	2,053,529	-372,435	-39,633	-99,124	250,348	-52,269	-1,948,949	-3,134,896	-2,303,877	424,704
QIGD	456,687	161,708	591,619	-676,587	-5,000	-79,370	81,143	34,811	-451,687	-82,338	-672,762	641,776
QEWS	-41,104	30,378	2,314	-835,100	0	0	0	0	41,104	-30,378	15,291	835,100
AHCS	9,451,903	10,348,035	14,631,230	14,195,464	0	156,338	266,048	274,416	-9,451,903	-10,504,373	-14,897,278	-14,469,880
GISS	480,142	-4,408,707	1,236,795	-4,664,747	0	49,631	110,735	55,654	-480,142	4,359,076	-1,347,530	4,609,093
MPHC	-145,749	4,404,636	5,717,970	-447,338	0	56,229	61,083	-47,420	145,749	-4,460,865	-5,779,053	494,758
IGRD	-490,497	2,940,664	14,521,071	12,064,732	-49,920	-81,480	59,357	-3,070	540,417	-2,859,184	-14,580,428	-12,061,662
QAMC	211,812	1,459,759	-2,355,961	-2,706,713	-83,150	-213,499	-238,724	-937,034	-128,662	-1,246,260	2,594,685	3,643,747
QATI	-103,496	4,070,605	7,760,965	14,995,438	37,000	100,000	99,700	76,980	66,496	-4,170,605	-7,860,665	-15,072,418
DOHI	-351	-30,251	178,909	-117,212	300	300	300	-51,350	51	29,951	-179,209	168,562
QGRI	0	-210,808	-138,993	36,091	0	-10,400	-10,400	-65,176	0	221,208	149,393	29,085
AKHI	157,023	237,473	1,351,833	1,775,679	0	-3,468	-66,744	-51,744	-157,023	-234,005	-1,285,089	-1,723,935
QISI	1,139	5,557	15,135	-94,215	0	0	0	0	-1,139	-5,557	-15,135	94,215
BEMA	-134	27,684	19,238	21,225	0	0	260	260	134	-27,684	-19,498	-21,485
QLMI	-3,528	-5,399	-4,543	-14,808	0	0	0	0	3,528	5,399	4,543	14,808
UDCD	-255,723	-1,453,560	-350,557	-1,998,014	84,067	96,847	104,925	84,925	171,656	1,356,713	245,632	1,913,089
BRES	4,344,094	10,137,604	7,966,159	1,485,792	0	7,586	74,355	-32,659	-4,344,094	-10,145,190	-8,040,514	-1,473,762
ERES	1,906,856	4,689,578	1,468,022	2,320,468	21,000	-110,286	-1,350,511	-1,663,329	-1,927,856	-4,579,292	-117,511	-657,139
MRDS	1,063,346	8,097,979	7,513,547	12,028,958	17,206	-480,562	-537,304	11,031	-1,080,552	-7,617,417	-6,976,243	-12,039,989
ORDS	1,333,663	-349,240	-2,158,094	-4,165,090	0	-30,960	213,734	-22,958	-1,333,663	380,200	1,944,360	4,188,048
VFQS	-2,254,171	-8,399,289	-7,016,942	-15,293,527	0	-5,494	-53,338	-129,699	2,254,171	8,404,783	7,070,280	15,423,226
QNNS	-43,316	-949,204	-2,188,887	-2,975,484	0	0	0	0	43,316	949,204	2,188,887	2,975,484
GWCS	56,349	-48,968	-259,600	652,252	0	0	19,904	40,949	-56,349	48,968	239,696	-673,840
QGTS	-389,888	-1,688,681	-4,533,806	-18,416,840	-121,500	-162,869	-373,591	-934,668	511,388	1,851,550	4,907,397	19,351,508

## Trading values by nationality for the last Session

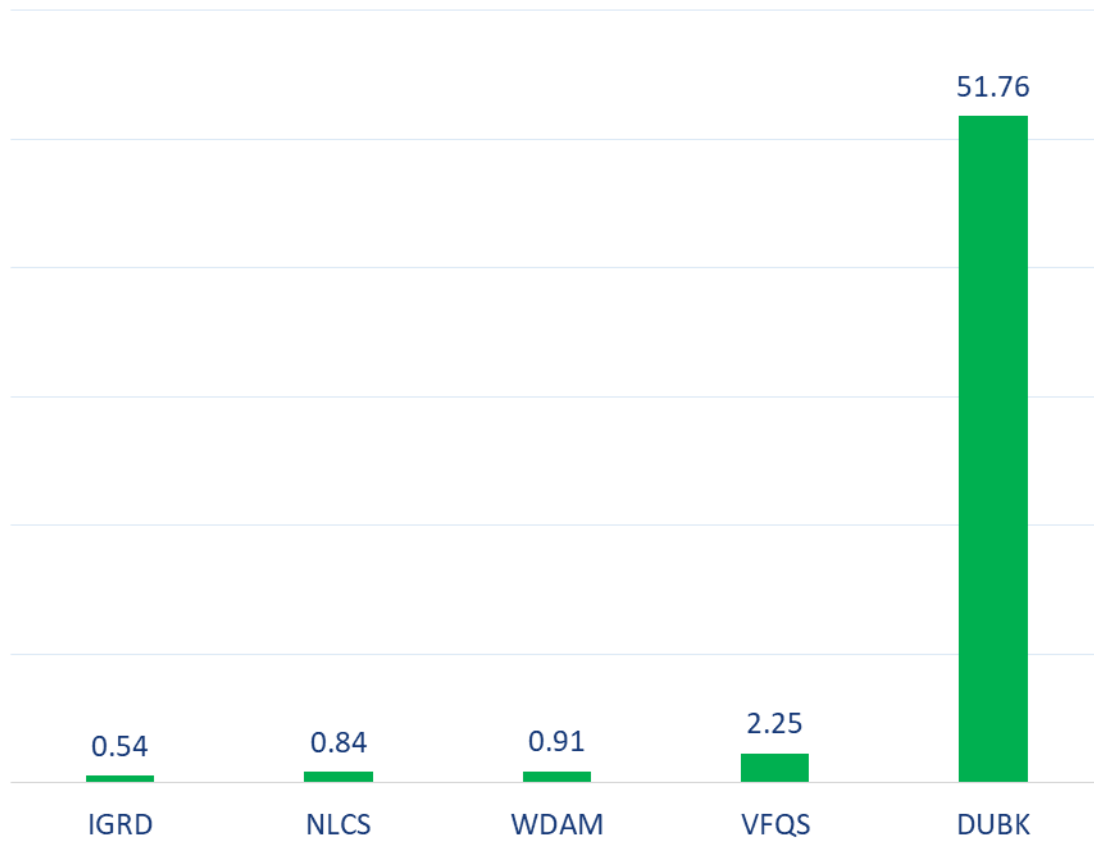
Nationality	Purchasing Value	Selling Value	Difference
Qataris	442.22	520.21	-77.99
GCC	69.72	74.51	-4.79
Arab	74.61	63.45	11.16
Foreigners	1,419.93	1,348.31	71.62
Total	2,006.48	2,006.48	0.00

In million QAR

## Trading by nationality for the last Session

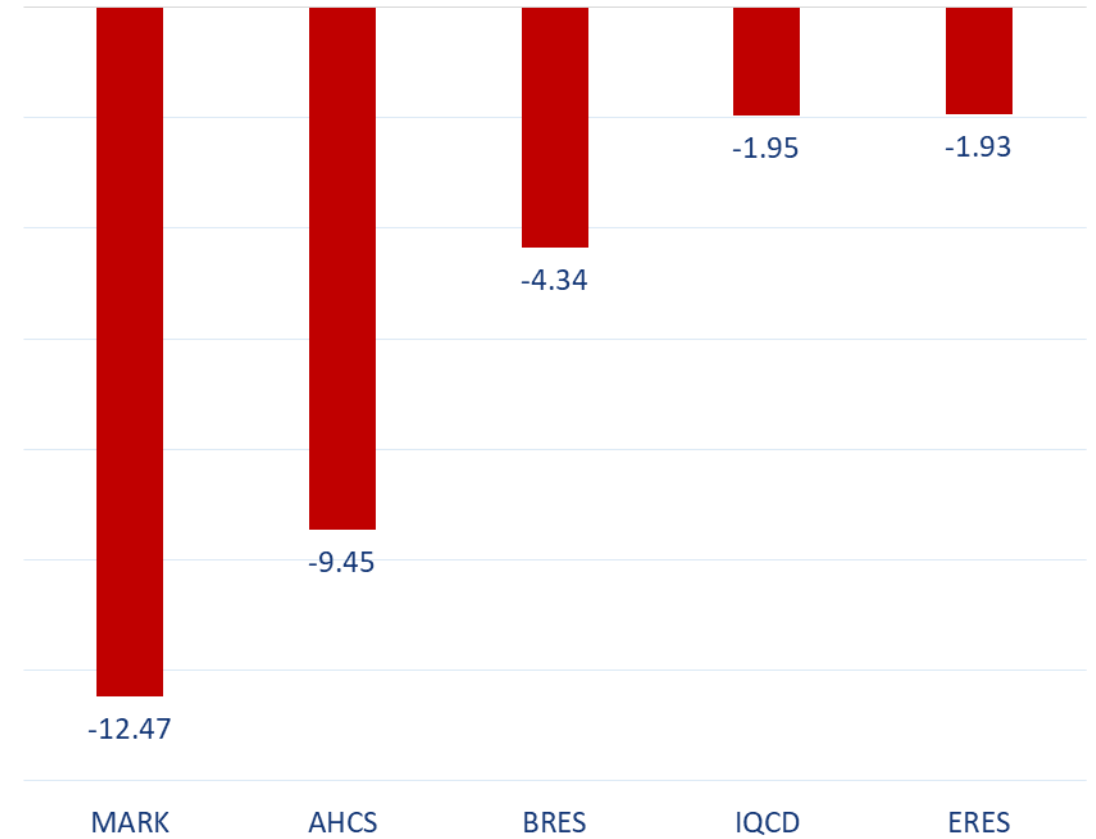
Nationality	Buy %	Sell %	Net
Qataris	22.04%	25.93%	-3.89%
GCC	3.47%	3.71%	-0.24%
Arab	3.72%	3.16%	0.56%
Foreigners	70.77%	67.20%	3.57%

Top 5 Companies bought (net) by **Foreigners** in the last session



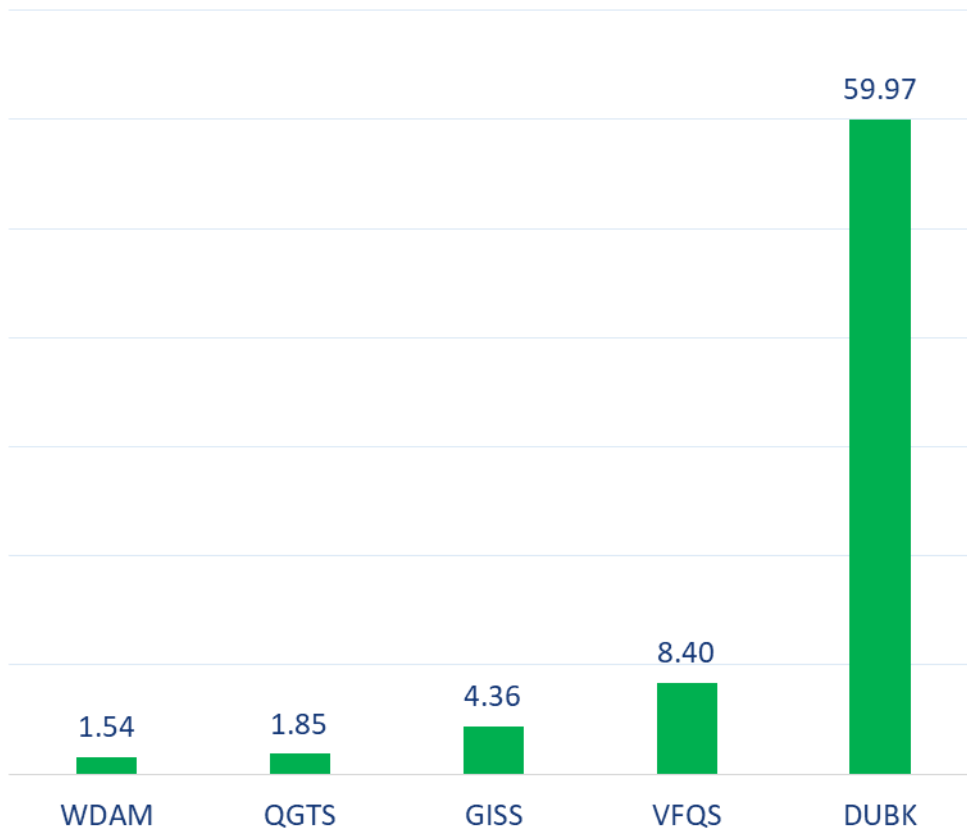
In million shares

Top 5 Companies sold (net) by **Foreigners** in the last session



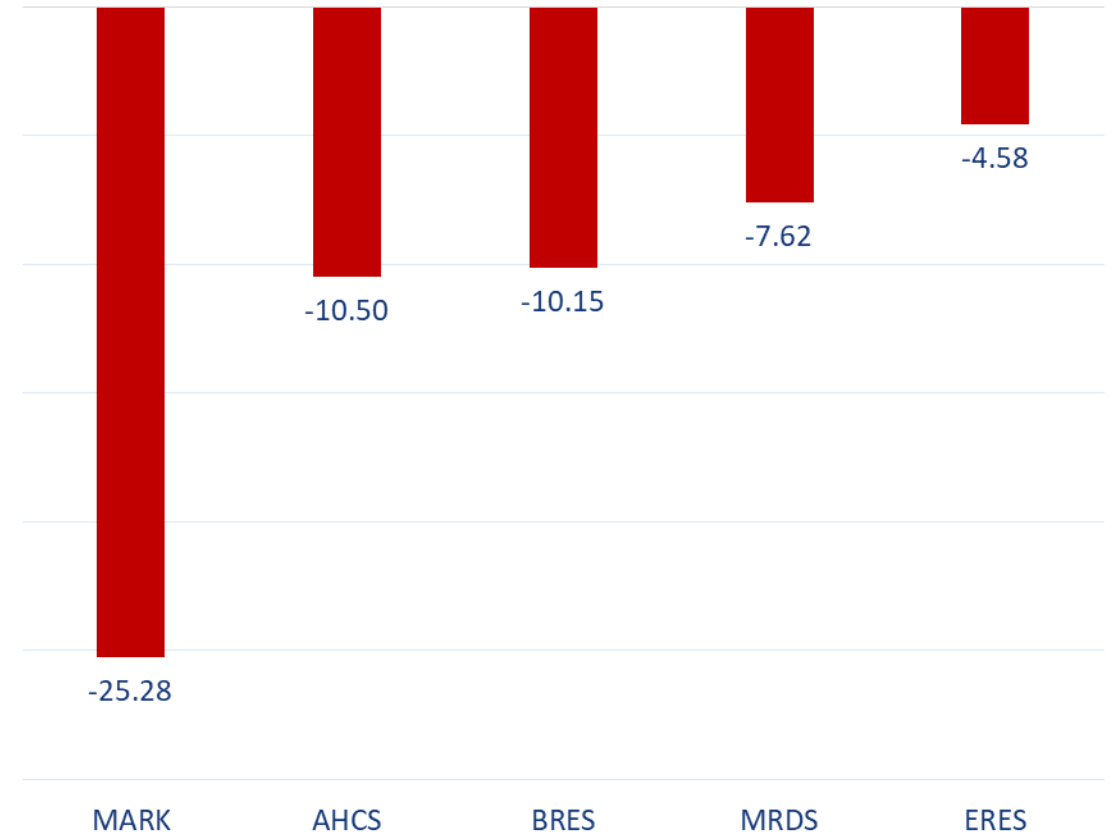
In million shares

Top 5 Companies bought (net) by **Foreigners** over the last week



In million shares

Top 5 Companies sold (net) by **Foreigners** over the last week



In million shares



The figures represent a change in the number of shares.

Daily Change: The net change between 31<sup>st</sup> and 30<sup>th</sup> of May trading sessions

Change for the last 5 sessions: The total daily net change for the last 5 sessions.

Change for the last 10 sessions: The total daily net change for the last 10 sessions.

Change for the last 20 sessions: The total daily net change for the last 20 sessions.

## **DISCLAIMER:**

The information contained was obtained from various public sources believed to be reliable, but we do not guarantee its accuracy. Wasata Financial Securities makes no representations or warranties (express or implied) regarding the data and information provided and Wasata Financial Securities does not represent that the information content of this document is complete, or free from any error, not misleading, or fit for any particular purpose. This report document provides general information only. Neither the information nor any opinion expressed constitutes an offer or an invitation to make an offer, to buy or sell any securities or other investment products related to such securities or investments.

This report document contained is subject to change without prior notice. Wasata assumes no responsibility to update the information in this report document.





Prepared by Financial Advisory Department

  
وساطة  
WASATA  
للأوراق المالية  
FINANCIAL SECURITIES

+974 44498880

[ramzi.qasmieh@Wasata.qa](mailto:ramzi.qasmieh@Wasata.qa)