



Daily Report for Ownership Changes

5th of June 2023 Session

Company									5-Jun			
	Qatari				GCC				Foreigners			
	Daily Chg.	Last 5 Sessions Chg.	Last 10 Sessions Chg.	Last 20 Sessions Chg.	Daily Chg.	Last 5 Sessions Chg.	Last 10 Sessions Chg.	Last 20 Sessions Chg.	Daily Chg.	Last 5 Sessions Chg.	Last 10 Sessions Chg.	Last 20 Sessions Chg.
QNBK	333,083	952,945	2,209,368	2,970,718	0	48,899	92,672	158,336	-333,083	-1,001,844	-2,302,040	-3,129,054
QIBK	-662,901	711,118	3,486,708	5,923,342	5,065	5,065	26,540	96,550	657,836	-716,183	-3,513,248	-6,019,892
CBQK	-223,448	1,761,706	4,357,886	10,285,823	0	1,896	1,896	32,948	223,448	-1,763,602	-4,359,782	-10,318,771
DHBK	785,828	1,869,153	2,658,261	-5,582,565	134,080	-84,254	85,631	225,538	-919,908	-1,784,899	-2,743,892	5,357,027
ABQK	0	10,000	19,211	11,500	0	0	0	0	0	-10,000	-19,211	-11,500
QIIK	-100,246	-118,444	901,880	362,375	0	0	12,000	11,820	100,246	118,444	-913,880	-374,195
MARK	-4,821,294	13,709,736	24,438,126	14,841,661	-16,369	51,629	-170,239	-1,286,828	4,837,663	-13,761,365	-24,267,887	-13,554,833
DUBK	-2,331,182	-68,582,001	-80,180,871	-116,501,375	-5,000	-61,043	-59,075	-248,636	2,336,182	68,643,044	80,239,946	116,750,011
QFBO	-365,109	1,282,252	2,882,082	8,261,365	-68,256	-3,562	-3,562	-94,119	433,365	-1,278,690	-2,878,520	-8,167,246
NLCS	-3,594,764	-2,055,781	-3,424,213	-2,332,341	16,079	50,560	-421,965	-496,438	3,578,685	2,005,221	3,846,178	2,828,779
DBIS	946,837	-799,952	-1,070,189	1,004,584	-979	-56,726	-44,736	-563,686	-945,858	856,678	1,114,925	-440,898
QOIS	1,103,353	1,096,633	691,877	312,971	-61,857	-133,506	-365,206	33,100	-1,041,496	-963,127	-326,671	-346,071
IHGS	108,968	291,670	-361,754	-974,387	15,000	15,000	15,000	-220	-123,968	-306,670	346,754	974,607
ZHCD	-4,000	-36,220	-20,600	-20,182	0	0	0	-10,424	4,000	36,220	20,600	30,606
QGMD	1,445,536	589,958	1,161,284	6,442,219	139,614	135,540	62,059	-1,430,289	-1,585,150	-725,498	-1,223,343	-5,011,930
SIIS	-502,489	1,481,807	-810,005	5,048,681	83,544	19,092	96,647	1,505,571	418,945	-1,500,899	713,358	-6,554,252
BLDN	-198,137	-1,913,246	-5,360,136	-11,806,854	-160,440	1,000	1,000	-76,471	358,577	1,912,246	5,359,136	11,883,325
MCGS	-38,003	-246,207	-4,766	58,360	-160	-160	-160	-122,688	38,163	246,367	4,926	64,328
QCFS	0	-6,050	-14,420	-26,050	0	0	0	0	0	6,050	14,420	26,050
QFLS	23,303	-37,042	575,427	1,156,820	0	0	0	-1,772	-23,303	37,042	-575,427	-1,198,187
WDAM	-252,018	-1,468,166	-2,055,363	-1,620,672	87,914	206,701	390,746	521,464	164,104	1,261,465	1,664,617	1,099,208
MCCS	-266,331	98,602	-133,652	-1,850,188	0	-15,184	34,816	73,964	266,331	-83,418	98,836	1,776,224
MERS	20,632	77,828	64,304	-129,388	-300	-300	-575	292	-20,332	-77,528	-63,729	129,096
QIMD	0	-15,000	17,026	-140,668	0	0	0	18,243	0	15,000	-17,026	122,425
QNCB	9,431	44,663	122,477	445,961	0	20,000	107,436	53,323	-9,431	-64,663	-229,913	-499,284

									5-Jun			
Company	Qatari				GCC				Foreigners			
	Daily Chg.	Last 5 Sessions Chg.	Last 10 Sessions Chg.	Last 20 Sessions Chg.	Daily Chg.	Last 5 Sessions Chg.	Last 10 Sessions Chg.	Last 20 Sessions Chg.	Daily Chg.	Last 5 Sessions Chg.	Last 10 Sessions Chg.	Last 20 Sessions Chg.
IQCD	1,541,279	5,606,503	6,056,873	2,321,905	-19,890	-117,899	-118,393	205,657	-1,521,389	-5,488,604	-5,938,480	-2,527,562
QIGD	369,385	737,452	-175,077	-232,640	0	-25,000	-92,832	51,143	-369,385	-712,452	267,909	181,497
QEWS	-33,406	-170,037	-86,041	-431,180	0	0	0	0	33,406	170,037	86,041	440,454
AHCS	96,466	9,972,703	14,094,799	14,659,467	0	105,000	256,048	315,636	-96,466	-10,077,703	-14,350,847	-14,975,103
GISS	-556,777	234,670	-1,604,804	-5,319,208	0	80,631	140,549	23,465	556,777	-315,301	1,464,255	5,295,743
MPHC	-404,191	3,090,234	6,303,581	4,629,389	0	0	41,083	-48,493	404,191	-3,090,234	-6,344,664	-4,580,896
IGRD	-816,735	-2,153,435	4,749,970	8,381,723	0	35,940	79,257	71,823	816,735	2,117,495	-4,829,227	-8,453,546
QAMC	1,364,024	596,406	-1,264,006	-2,695,634	28,000	-55,150	-59,372	61,069	-1,392,024	-541,256	1,323,378	2,634,565
QATI	-1,925,892	-1,890,396	3,379,859	10,965,433	-20,000	17,000	80,000	80,000	1,945,892	1,873,396	-3,459,859	-11,045,433
DOHI	3,095	-84,643	59,486	139,413	0	1,914	1,914	-49,736	-3,095	82,729	-61,400	-89,677
QGRI	0	27,119	-199,831	139,185	0	0	-10,400	-61,000	0	-27,119	210,231	-78,185
AKHI	166,443	207,634	484,428	429,990	-65,757	-65,757	-112,561	-117,501	-100,686	-141,877	-371,867	-312,489
QISI	-3,838	5,675	2,195	-97,991	0	0	0	0	3,838	-5,675	-2,195	97,991
BEMA	0	5,178	24,258	25,931	0	0	0	260	0	-5,178	-24,258	-26,191
QLMI	-4,001	-9,424	-11,295	-14,379	0	0	0	0	4,001	9,424	11,295	14,379
UDCD	-864,208	-1,546,499	-1,902,553	-2,742,574	20,000	386,223	357,903	387,981	844,208	1,160,276	1,544,650	2,354,593
BRES	389,348	9,123,139	12,901,579	9,442,947	50,000	48,020	87,336	102,173	-439,348	-9,171,159	-12,988,915	-9,545,120
ERES	1,682,548	6,058,458	1,361,917	5,536,840	0	21,416	-100,120	-1,596,380	-1,682,548	-6,079,874	-1,261,797	-3,940,460
MRDS	-836,399	2,162,331	5,051,843	6,408,083	-286,376	304,323	-295,131	-14,933	1,122,775	-2,466,654	-4,756,712	-6,393,150
ORDS	-326,034	1,000,099	-1,834,572	-3,655,471	-10,000	-20,000	143,734	-34,954	336,034	-980,099	1,690,838	3,690,425
VFQS	482,647	-4,499,127	-8,948,531	-9,137,338	29,339	29,339	-23,999	14,859	-511,986	4,469,788	8,972,530	9,122,479
QNNS	-268,835	-426,687	-1,339,871	-3,110,680	0	0	0	0	268,835	426,687	1,339,871	3,110,680
GWCS	281,033	-552,427	-816,804	569,872	0	0	19,904	40,949	-281,033	552,427	796,900	-676,229
QGTS	335,274	-851,544	-4,302,868	-6,782,541	-20,000	-153,140	-324,071	-817,118	-315,274	1,004,684	4,626,939	7,599,659

Trading values by nationality for the last Session

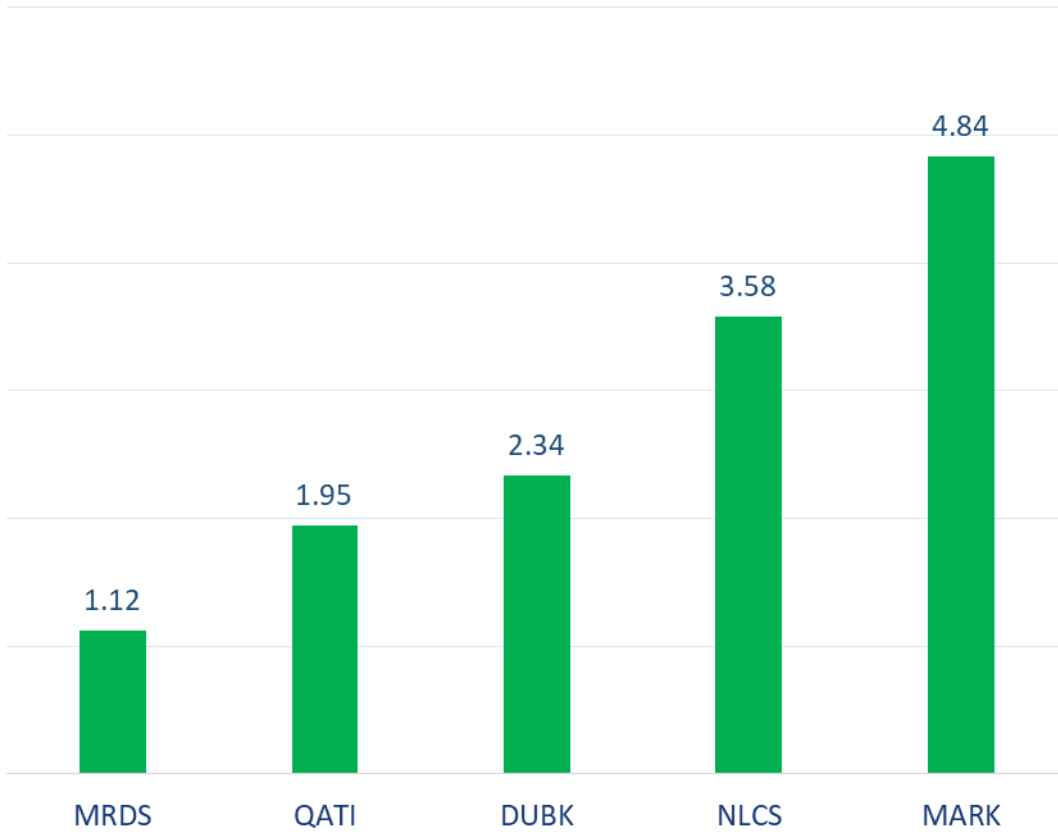
Nationality	Purchasing Value	Selling Value	Difference
Qataris	329.75	349.98	-20.24
GCC	38.04	17.19	20.85
Arab	75.47	80.29	-4.82
Foreigners	133.13	128.93	4.20
Total	576.39	576.39	0.00

In million QAR

Trading by nationality for the last Session

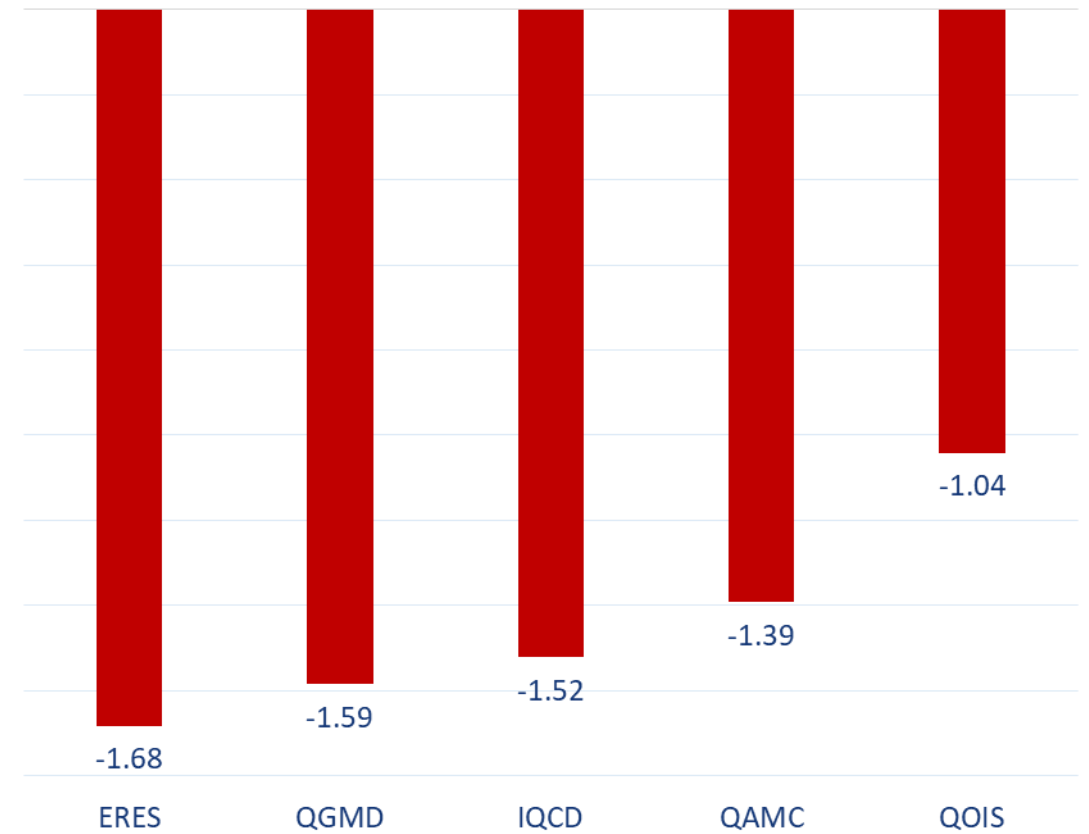
Nationality	Buy %	Sell %	Net
Qataris	57.21%	60.72%	-3.51%
GCC	6.60%	2.98%	3.62%
Arab	13.09%	13.93%	-0.84%
Foreigners	23.10%	22.37%	0.73%

Top 5 Companies bought (net) by **Foreigners** in the last session



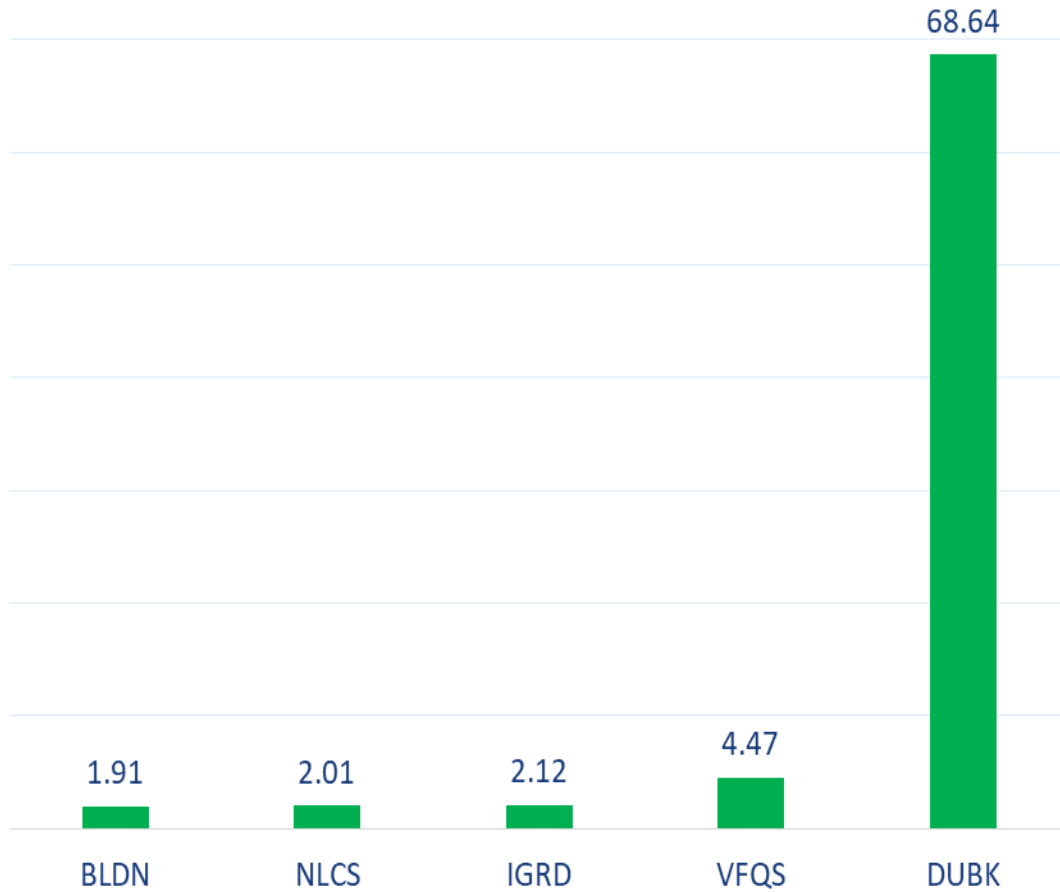
In million shares

Top 5 Companies sold (net) by **Foreigners** in the last session



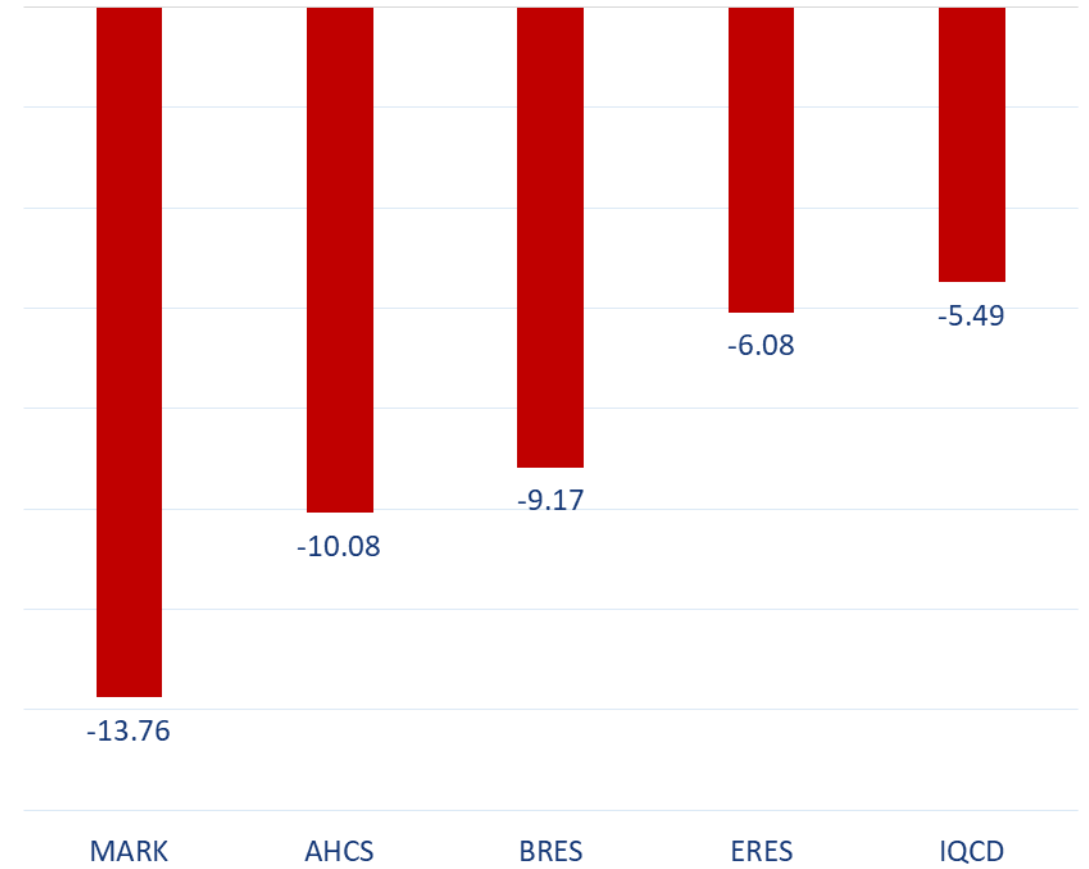
In million shares

Top 5 Companies bought (net) by **Foreigners** over the last week



In million shares

Top 5 Companies sold (net) by **Foreigners** over the last week



In million shares



The figures represent a change in the number of shares.

Daily Change: The net change between 5th and 4th of June trading sessions

Change for the last 5 sessions: The total daily net change for the last 5 sessions.

Change for the last 10 sessions: The total daily net change for the last 10 sessions.

Change for the last 20 sessions: The total daily net change for the last 20 sessions.

DISCLAIMER:

The information contained was obtained from various public sources believed to be reliable, but we do not guarantee its accuracy. Wasata Financial Securities makes no representations or warranties (express or implied) regarding the data and information provided and Wasata Financial Securities does not represent that the information content of this document is complete, or free from any error, not misleading, or fit for any particular purpose. This report document provides general information only. Neither the information nor any opinion expressed constitutes an offer or an invitation to make an offer, to buy or sell any securities or other investment products related to such securities or investments.

This report document contained is subject to change without prior notice. Wasata assumes no responsibility to update the information in this report document.



Prepared by Financial Advisory Department


وساطة
WASATA
للأوراق المالية
FINANCIAL SECURITIES

+974 44498880

ramzi.qasmieh@Wasata.qa