



## Daily Report for Ownership Changes

6<sup>th</sup> of June 2023 Session

									6-Jun			
Company	Qatari				GCC				Foreigners			
	Daily Chg.	Last 5 Sessions Chg.	Last 10 Sessions Chg.	Last 20 Sessions Chg.	Daily Chg.	Last 5 Sessions Chg.	Last 10 Sessions Chg.	Last 20 Sessions Chg.	Daily Chg.	Last 5 Sessions Chg.	Last 10 Sessions Chg.	Last 20 Sessions Chg.
QNBK	132,952	1,683,515	2,061,063	2,774,487	82,936	82,936	175,608	241,272	-215,888	-1,766,451	-2,236,671	-3,015,759
QIBK	80,594	226,397	3,171,858	6,224,270	-4,465	600	22,075	92,085	-76,129	-226,997	-3,193,933	-6,316,355
CBQK	-1,111,848	683,820	3,181,537	9,552,651	0	2,000	1,896	21,948	1,111,848	-685,820	-3,183,433	-9,574,599
DHBK	-207,302	1,619,006	2,622,701	-3,947,092	-148,011	83,747	-188,909	-51,594	355,313	-1,702,753	-2,433,792	3,998,686
ABQK	0	10,000	14,211	41,121	0	0	0	0	0	-10,000	-14,211	-41,121
QIIK	-154,864	-43,507	634,576	333,805	0	0	12,000	11,820	154,864	43,507	-646,576	-345,625
MARK	-293,841	5,207,917	20,219,476	18,594,023	-37,442	-58,372	151,093	-159,744	331,283	-5,149,545	-20,370,569	-18,434,279
DUBK	-893,166	-67,382,649	-77,807,580	-113,882,232	0	-68,000	-59,075	-275,890	893,166	67,450,649	77,866,655	114,158,122
QFBQ	-290,612	407,077	2,494,239	5,439,347	0	-3,562	-3,562	-94,119	290,612	-403,515	-2,490,677	-5,345,228
NLCS	977,991	-3,341,067	-1,310,768	-4,591,345	0	-3,921	-116,965	-512,056	-977,991	3,344,988	1,427,733	5,103,401
DBIS	-1,123,543	-1,078,755	-1,946,002	-936,761	-20,322	-22,172	-46,172	-188,896	1,143,865	1,100,927	1,992,174	1,125,657
QOIS	218,199	1,258,670	919,825	238,803	-38,133	-271,856	-413,339	-154,833	-180,066	-986,814	-506,486	-83,970
IHGS	102,651	353,243	164,546	-1,030,534	967	15,967	7,565	15,747	-103,618	-369,210	-172,111	1,014,787
ZHCD	-3,125	-39,345	-21,387	-30,249	0	0	0	-10,424	3,125	39,345	21,387	40,673
QGMD	-748,904	1,298,586	-46,721	4,385,109	355,116	206,493	203,966	-1,182,525	393,788	-1,505,079	-157,245	-3,202,584
SIIS	49,834	1,150,706	-1,491,025	-956,459	-1,412	6,370	-154,205	1,629,403	-48,422	-1,157,076	1,645,230	-672,944
BLDN	229,888	-1,251,451	-2,579,694	-12,375,279	50	1,050	1,050	-77,421	-229,938	1,250,401	2,578,644	12,452,700
MCGS	-293,364	-526,762	-280,228	-336,342	0	-160	-160	-122,688	293,364	526,922	280,388	459,030
QCFS	0	-6,050	-14,420	-26,050	0	0	0	0	0	6,050	14,420	26,050
QFLS	45,268	62,791	588,622	1,273,202	1,000	1,000	1,000	-772	-46,268	-63,791	-589,622	-1,283,889
WDAM	426,679	-601,160	-550,547	-1,202,024	-453,347	-153,844	90,557	91,727	26,668	755,004	459,990	1,110,297
MCCS	181,857	82,219	221,419	-1,136,405	0	-15,184	34,816	73,964	-181,857	-67,035	-256,235	1,062,441
MERS	-846	19,250	64,965	-104,710	0	-300	-575	-565	846	-18,950	-64,390	105,275
QIMD	-3,686	-18,686	13,340	-143,351	0	0	0	18,243	3,686	18,686	-13,340	125,108
QNCD	1,192	40,923	151,922	418,809	0	20,000	100,040	13,323	-1,192	-60,923	-251,962	-432,132

Company	6-Jun											
	Qatari				GCC				Foreigners			
	Daily Chg.	Last 5 Sessions Chg.	Last 10 Sessions Chg.	Last 20 Sessions Chg.	Daily Chg.	Last 5 Sessions Chg.	Last 10 Sessions Chg.	Last 20 Sessions Chg.	Daily Chg.	Last 5 Sessions Chg.	Last 10 Sessions Chg.	Last 20 Sessions Chg.
IQCD	2,199,515	7,266,266	8,437,063	4,937,725	1,122	-77,144	-117,271	216,829	-2,200,256	-7,188,741	-8,319,411	-5,154,173
QIGD	263,770	734,542	253,026	303,971	0	-20,000	12,662	51,143	-263,770	-714,542	-265,688	-355,114
QEWS	11,778	-112,598	-28,042	-382,452	0	0	0	0	-11,778	112,568	28,042	382,452
AHCS	852,009	10,991,517	15,077,307	15,264,574	0	105,000	132,048	269,693	-852,009	-11,096,517	-15,209,355	-15,534,267
GISS	134,212	675,245	-2,419,091	-2,530,719	-12,625	68,006	68,006	-19,160	-121,587	-743,251	2,351,085	2,549,879
MPHC	-786,961	-26,284	5,547,285	4,870,270	0	0	41,083	-48,493	786,961	26,284	-5,588,368	-4,821,777
IGRD	-89,325	-3,106,622	2,750,289	10,490,864	0	85,860	71,257	70,986	89,325	3,020,762	-2,821,546	-10,561,850
QAMC	-8,794	-795,913	-252,646	-1,672,205	-28,000	0	-189,626	-213,389	36,794	795,913	460,622	1,885,594
QATI	-459,432	-2,327,108	2,491,563	9,518,590	19,500	-500	99,500	99,500	439,932	2,327,608	-2,591,063	-9,618,090
DOHI	59,213	-25,130	-45,330	25,555	0	1,614	1,914	264	-59,213	23,516	43,416	-25,819
QGRI	-1,000	9,977	-200,831	136,425	0	0	-10,400	-61,000	1,000	-9,977	211,231	-75,425
AKHI	-135,612	92,587	265,970	1,086,168	-8,000	-73,757	-101,198	-125,501	143,612	-18,830	-164,772	-960,667
QISI	0	3,959	4,492	1,555	0	0	0	0	0	-3,959	-4,492	-1,555
BEMA	251	-1,106	31,831	26,182	0	0	0	260	-251	1,106	-31,831	-26,442
QLMI	-4,978	-14,402	-16,273	-16,322	0	0	0	0	4,978	14,402	16,273	16,322
UDCD	-86,402	-2,430,354	-2,938,278	-4,145,779	136,944	439,100	536,847	544,925	-50,542	1,991,254	2,401,431	3,600,854
BRES	-651,303	7,907,405	13,199,944	9,294,531	35,873	83,893	113,209	165,060	615,430	-7,991,298	-13,313,153	-9,451,740
ERES	-1,187,740	3,370,263	1,898,518	3,284,321	15,000	15,416	-73,870	-1,409,183	1,172,740	-3,385,679	-1,824,648	-1,875,138
MRDS	-4,629,014	-5,315,055	123,620	2,319,199	60,000	347,117	-317,731	79,810	4,569,014	4,967,938	194,111	-2,399,009
ORDS	-33,537	919,408	-1,101,477	-3,568,239	0	-20,000	-50,043	-30,189	33,537	-899,408	1,151,520	3,604,069
VFQS	-275,677	-3,496,795	-9,302,701	-7,488,849	0	29,339	-23,999	24,859	275,677	3,467,456	9,326,700	7,463,990
QNNS	-421,721	-802,246	-1,742,566	-3,627,730	0	0	0	0	421,721	802,246	1,742,566	3,627,730
GWCS	-79,589	-264,955	-151,454	1,229,409	0	0	-96	19,904	79,589	264,955	151,550	-1,249,313
QGTS	-70,104	-812,323	-4,023,394	-5,740,306	-14,030	-45,670	-208,101	-595,638	84,134	857,993	4,231,495	6,335,944

## Trading values by nationality for the last Session

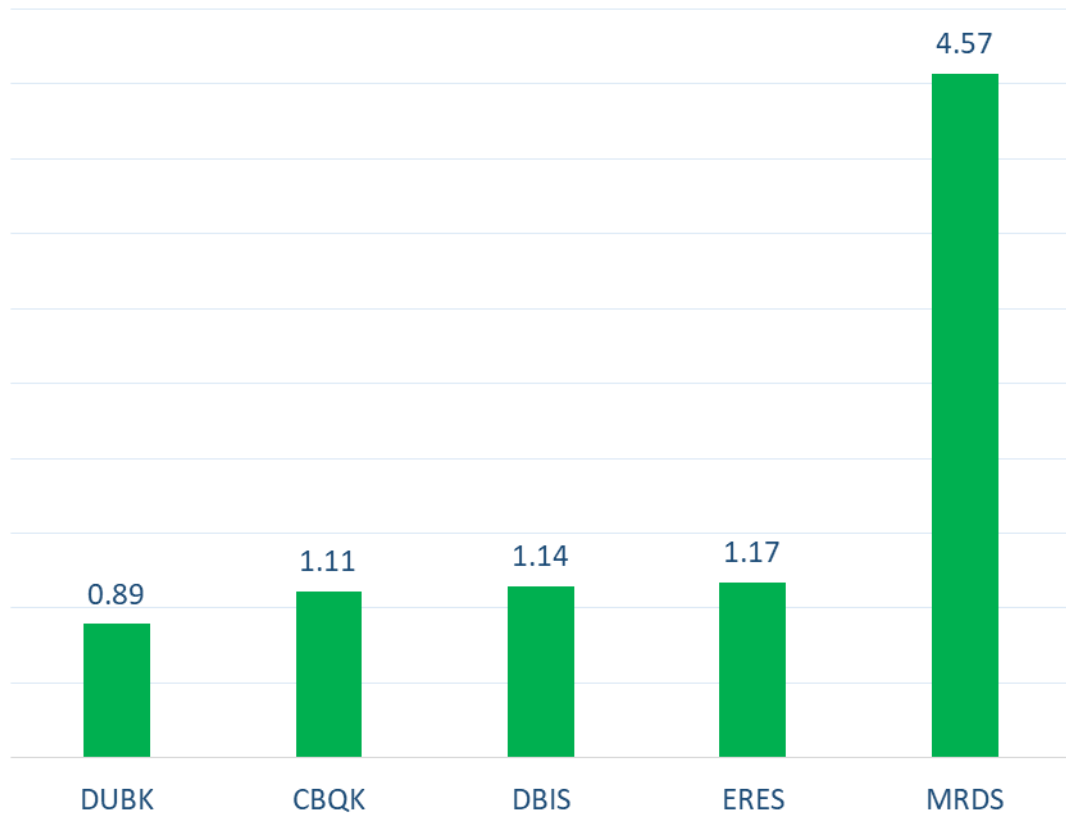
Nationality	Purchasing Value	Selling Value	Difference
Qataris	293.95	289.51	4.45
GCC	32.01	24.92	7.09
Arab	63.19	56.42	6.77
Foreigners	116.49	134.78	-18.30
Total	505.63	505.63	0.00

In million QAR

## Trading by nationality for the last Session

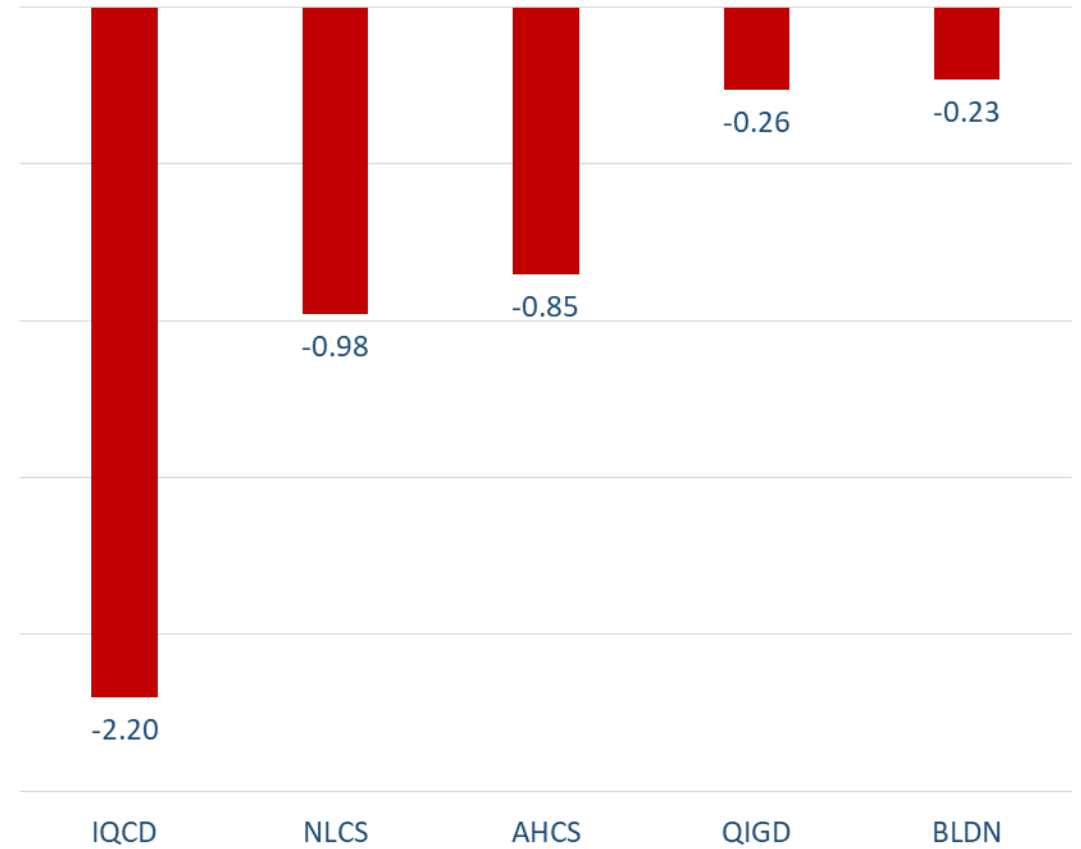
Nationality	Buy %	Sell %	Net
Qataris	58.14%	57.26%	0.88%
GCC	6.33%	4.93%	1.40%
Arab	12.50%	11.16%	1.34%
Foreigners	23.04%	26.66%	-3.62%

### Top 5 Companies bought (net) by **Foreigners** in the last session



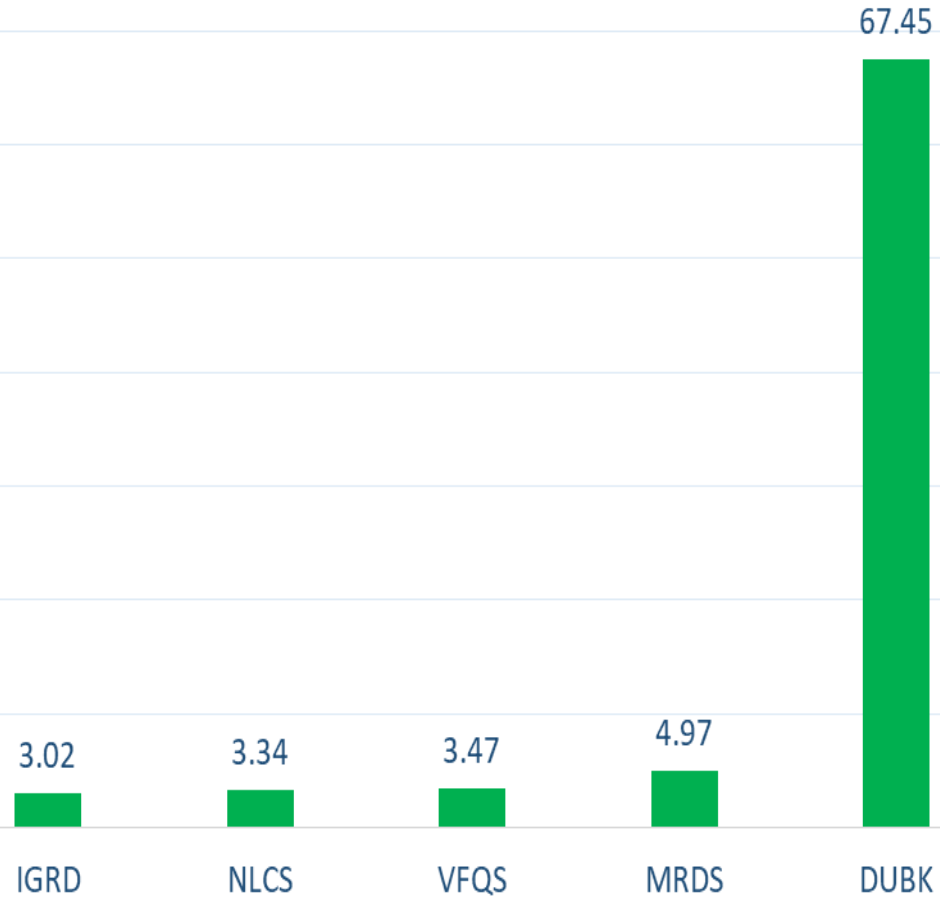
In million shares

### Top 5 Companies sold (net) by **Foreigners** in the last session



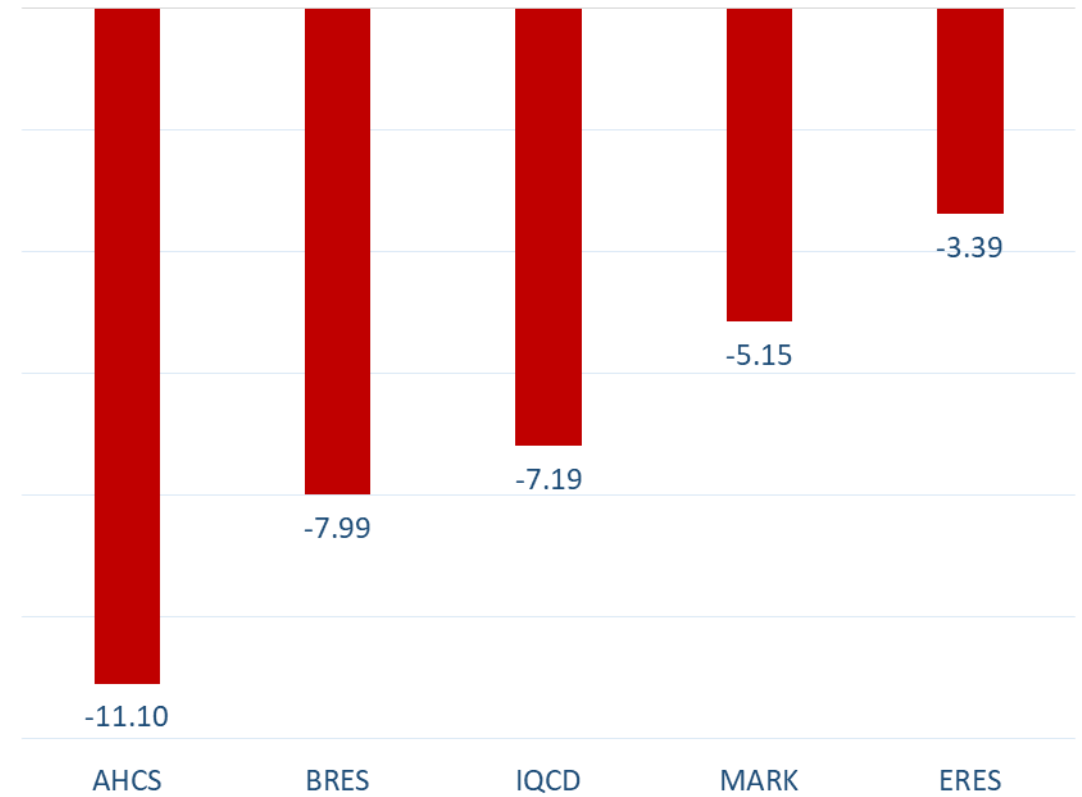
In million shares

Top 5 Companies bought (net) by **Foreigners** over the last week



In million shares

Top 5 Companies sold (net) by **Foreigners** over the last week



In million shares



The figures represent a change in the number of shares.

Daily Change: The net change between 6<sup>th</sup> and 5<sup>th</sup> of June trading sessions

Change for the last 5 sessions: The total daily net change for the last 5 sessions.

Change for the last 10 sessions: The total daily net change for the last 10 sessions.

Change for the last 20 sessions: The total daily net change for the last 20 sessions.

## **DISCLAIMER:**

The information contained was obtained from various public sources believed to be reliable, but we do not guarantee its accuracy. Wasata Financial Securities makes no representations or warranties (express or implied) regarding the data and information provided and Wasata Financial Securities does not represent that the information content of this document is complete, or free from any error, not misleading, or fit for any particular purpose. This report document provides general information only. Neither the information nor any opinion expressed constitutes an offer or an invitation to make an offer, to buy or sell any securities or other investment products related to such securities or investments.

This report document contained is subject to change without prior notice. Wasata assumes no responsibility to update the information in this report document.





Prepared by Financial Advisory Department

  
للأوراق المالية  
FINANCIAL SECURITIES

+974 44498880

[ramzi.qasmieh@Wasata.qa](mailto:ramzi.qasmieh@Wasata.qa)