



## Daily Report for Ownership Changes

13<sup>th</sup> of July 2023 Session

									13-Jul			
Company	Qatari				GCC				Foreigners			
	Daily Chg.	Last 5 Sessions Chg.	Last 10 Sessions Chg.	Last 20 Sessions Chg.	Daily Chg.	Last 5 Sessions Chg.	Last 10 Sessions Chg.	Last 20 Sessions Chg.	Daily Chg.	Last 5 Sessions Chg.	Last 10 Sessions Chg.	Last 20 Sessions Chg.
QNBK	-726,345	-15,975,923	-16,379,927	-11,282,128	0	3,173	-91,291	-95,077	726,345	15,972,750	16,471,218	11,377,205
QIBK	-15,255	396,125	-9,081,343	-9,975,842	-4,900	2,325	3,175	33,834	20,155	-398,450	9,078,168	9,866,189
CBQK	-251,657	504,308	-58,212,387	-57,302,945	0	82,978	494,237	562,587	251,657	-587,286	57,717,439	56,740,358
DHBK	116,476	-387,097	-58,797,060	-56,571,869	-101,476	-20,579	-38,578	269,742	-15,000	407,676	58,835,638	56,302,127
ABQK	2,900	3,000	-636,857	-636,857	0	0	456	456	-2,900	-3,000	636,401	636,401
QIIK	-69,935	-171,109	-1,367,488	-2,665,092	0	-1,550	-196,550	-201,550	69,935	172,659	1,564,038	2,866,642
MARK	1,514,367	5,503,393	-42,391,780	-40,779,101	-12,798	136,741	113,095	-23,821	-1,501,569	-5,640,134	42,278,685	40,802,922
DUBK	-687,684	-4,655,124	-13,436,817	-25,049,967	-3,515	-14,515	-14,515	-14,515	691,199	4,669,639	13,451,332	25,064,482
QFBQ	-34,954	-414,342	747,162	2,710,050	0	-28,250	-184,638	-739,134	34,954	442,592	-562,524	-1,970,916
NLCS	670,893	101,810	-4,666,992	-9,978,848	3,103	35,787	-10,473	-8,734	-673,996	-137,597	4,677,465	9,987,582
DBIS	510,063	-26,993	-3,415,028	-2,306,933	0	0	-42,000	-72,000	-510,063	26,993	3,457,028	2,378,933
QOIS	239,051	-945,181	-1,118,908	1,422,685	-41,866	-31,650	-130,026	-317,764	-197,185	976,831	1,248,934	-1,104,921
IHGS	-46,701	133,137	379,027	160,845	0	0	-46,616	-2,524	46,701	-133,137	-332,411	-158,321
ZHCD	-570	4,876	2,510	4,622	0	0	-1,000	0	570	-4,876	-1,510	-4,622
QGMG	416,466	1,546,349	482,575	1,256,854	-183,280	-424,542	-274,536	-214,283	-233,186	-1,121,807	-208,039	-1,042,571
SIIS	-2,101,187	730,848	-1,370,608	2,970,890	0	-88,661	465,555	649,668	2,101,187	-642,187	905,053	-3,620,558
BLDN	190,418	140,985	60,133	-3,332,576	0	10,000	10,000	261,385	-190,418	-150,985	-70,133	3,071,191
MCGS	-18,942	-15,804	-271,101	-378,838	0	0	0	0	18,942	15,804	271,101	378,838
QCFS	179	179	179	-2,805	0	0	0	0	-179	-179	-179	2,805
QFLS	48,156	8,152	-599,623	-1,088,478	0	-16	-16	2,182	-48,156	-8,136	599,639	1,083,162
WDAM	-1,113,551	-1,353,225	1,544,095	544,478	78,036	136,427	305,112	272,075	1,035,515	1,216,798	-1,849,207	-816,553
MCCS	99,209	7,575	17,539	-377,923	0	50,000	50,000	271,129	-99,209	-57,575	-67,539	106,794
MERS	-2,730	-216,269	-368,640	-182,149	0	695	695	1,385	2,730	215,574	367,945	180,764
QIMD	1,480	-17,823	-20,323	-144,937	0	5,400	5,400	96,053	-1,480	12,423	14,923	48,884
QNCD	-60,483	-49,115	-96,368	-126,864	0	12	-1,863	96,637	60,483	49,103	98,231	30,227

Company	13-Jul											
	Qatari				GCC				Foreigners			
	Daily Chg.	Last 5 Sessions Chg.	Last 10 Sessions Chg.	Last 20 Sessions Chg.	Daily Chg.	Last 5 Sessions Chg.	Last 10 Sessions Chg.	Last 20 Sessions Chg.	Daily Chg.	Last 5 Sessions Chg.	Last 10 Sessions Chg.	Last 20 Sessions Chg.
IQCD	-869,209	-2,207,588	-18,183,511	-16,419,830	-34,798	-29,409	-26,236	-101,106	904,007	2,236,997	18,209,747	16,520,936
QIGD	-58,941	-13,148	-540,289	1,464,425	0	-43,400	31	-47,191	58,941	56,548	540,258	-1,417,234
QEWS	11,908	-694,578	-1,830,895	-2,139,724	0	-2,000	-62	-62	-11,908	696,578	1,830,957	2,139,786
AHCS	446,185	51,489	1,697,962	3,418,150	0	9,500	9,500	9,500	-446,185	-60,989	-1,707,462	-3,427,650
GISS	-6,136,720	-7,795,972	-15,381,125	-15,176,640	10,879	56,080	11,449	-100,452	6,125,841	7,739,892	15,369,676	15,277,092
MPHC	-474,581	-607,151	173,783	4,320,432	-9,733	18,267	36,461	61,708	484,314	588,884	-210,244	-4,384,888
IGRD	40,775	-1,977,019	-4,620,834	-4,700,422	-50,000	43,661	20,535	-111,342	9,225	1,933,358	4,600,299	4,811,764
QAMC	-2,720,568	932,607	7,604,884	2,044,718	34,550	58,901	24,366	1,006,942	2,686,018	-991,508	-7,629,250	-3,051,660
QATI	-16,276	-1,732,521	-17,039,922	-18,631,983	41,000	50,000	28,000	-125,000	-24,724	1,682,521	17,011,922	18,756,983
DOHI	1,808	212,548	-814,718	-403,196	0	-20	-20	-413,247	-1,808	-212,528	814,738	816,443
QGRI	0	-24,198	-24,198	-5,465	0	0	0	-985	0	24,198	24,198	6,450
AKHI	-271,051	-144,869	-348,057	-299,322	0	0	0	-64,484	271,051	144,869	348,057	363,806
QISI	0	-9,238	-17,009	-65,532	0	0	0	0	0	9,238	17,009	65,532
BEMA	-8,000	-9,169	-2,076	-1,237	0	0	0	0	8,000	9,169	2,076	1,237
QLMI	22,388	-31,700	-62,990	-857,263	0	50,000	50,000	75,844	-22,388	-18,300	12,990	781,419
UDCD	482,524	-442,243	-3,109,967	-6,416,006	26,000	26,000	36,000	415,111	-508,524	416,243	3,073,967	6,000,895
BRES	-57,680	657,952	-11,391,554	-9,470,269	0	-5,234	17,442	-9,376	57,680	-652,718	11,374,112	9,479,645
ERES	-145,711	427,286	60,955	922,901	0	0	-200,000	24,384	145,711	-427,286	139,045	-947,285
MRDS	1,830,903	4,532,303	6,547,020	-1,546,963	-325,594	-253,808	-326,210	-13,392	-1,505,309	-4,278,495	-6,220,810	1,560,355
ORDS	-90,982	141,870	-903,009	-1,653,216	0	-43,781	-78,733	-193,734	94,410	-98,089	985,170	1,850,378
VFQS	-5,399,000	-18,134,087	-22,163,117	-34,160,338	2,500	-13,500	162,500	348,411	5,396,500	18,147,587	22,000,617	33,811,927
QNNS	-11,256	188,863	-13,680,114	-12,317,041	0	0	5,000	5,000	11,256	-188,863	13,675,114	12,312,041
GWCS	-5,015	523,599	475,644	2,000,355	0	0	56	8,894	5,015	-523,599	-475,700	-2,009,432
QGTS	258,128	350,483	-28,129,294	-39,185,105	3,500	-21,760	-24,815	-255,578	-261,628	-328,723	28,154,109	39,440,683

## Insider Traders for the last Week

Company	Bought	Sold	Net
QFBQ	2,322,393	0	2,322,393
GISS	1,459,486	0	1,459,486
QNB	100,000	0	100,000
BRES	54,849	0	54,849
ZHCD	3,500	0	3,500
QGTS	52,000	50,000	2,000
DOHI	0	26,000	-26,000
QEWS	98,577	225,583	-127,006
VFQS	14,023	180,000	-165,977
MKDM	32,361	293,726	-261,365

## Trading values by nationality for the last Week

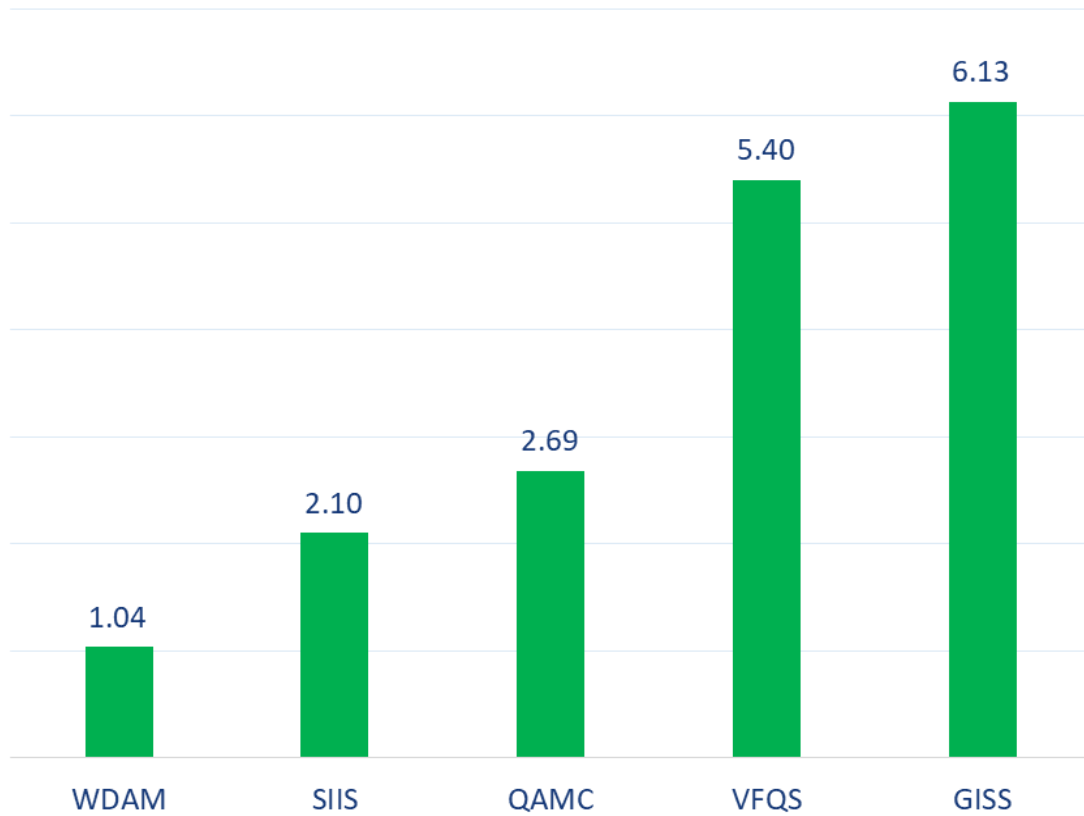
Nationality	Purchasing Value	Selling Value	Difference
Qataris	1,102.58	1,141.40	-38.82
GCC	214.75	71.05	143.69
Arab	263.25	277.97	-14.72
Foreigners	409.36	499.51	-90.15
Total	1,989.94	1,989.94	0.00

In million QAR

## Trading by nationality for the last Week

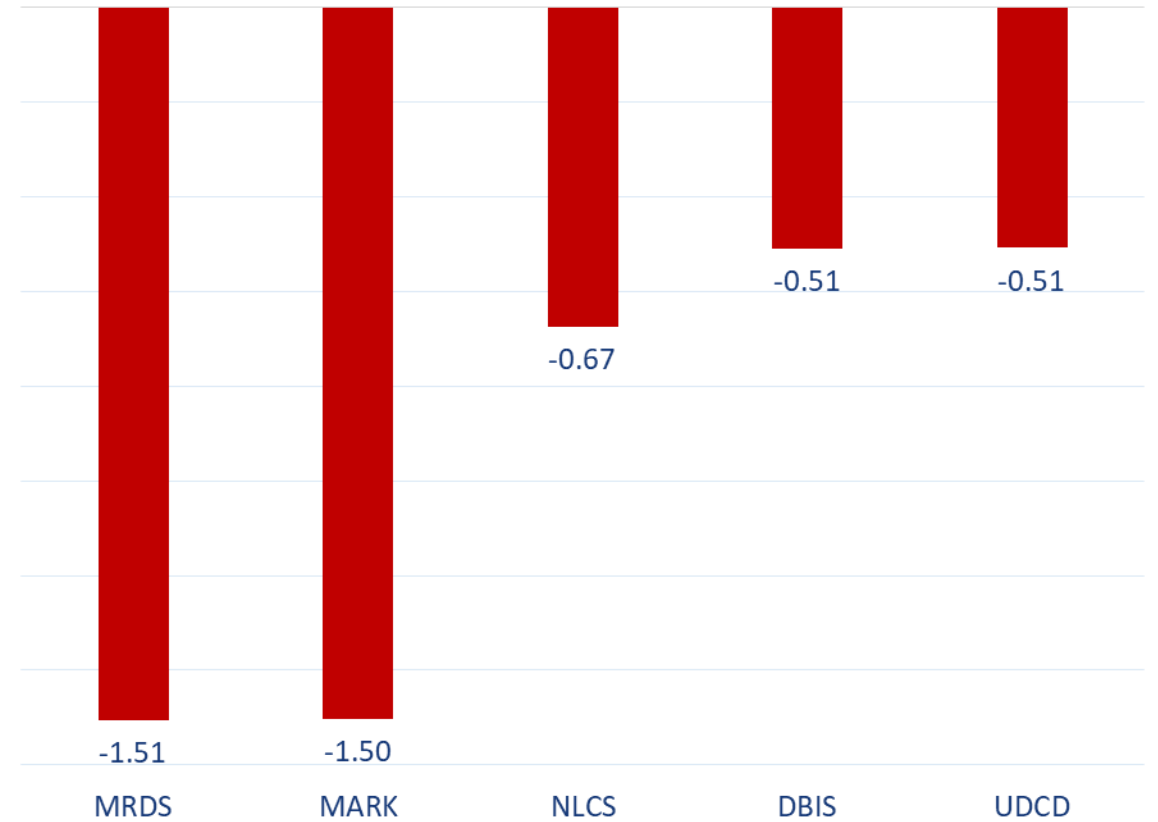
Nationality	Buy %	Sell %	Net
Qataris	55.41%	57.36%	-1.95%
GCC	10.79%	3.57%	7.22%
Arab	13.23%	13.97%	-0.74%
Foreigners	20.57%	25.10%	-4.53%

Top 5 Companies bought (net) by **Foreigners** in the last session



In million shares

Top 5 Companies sold (net) by **Foreigners** in the last session



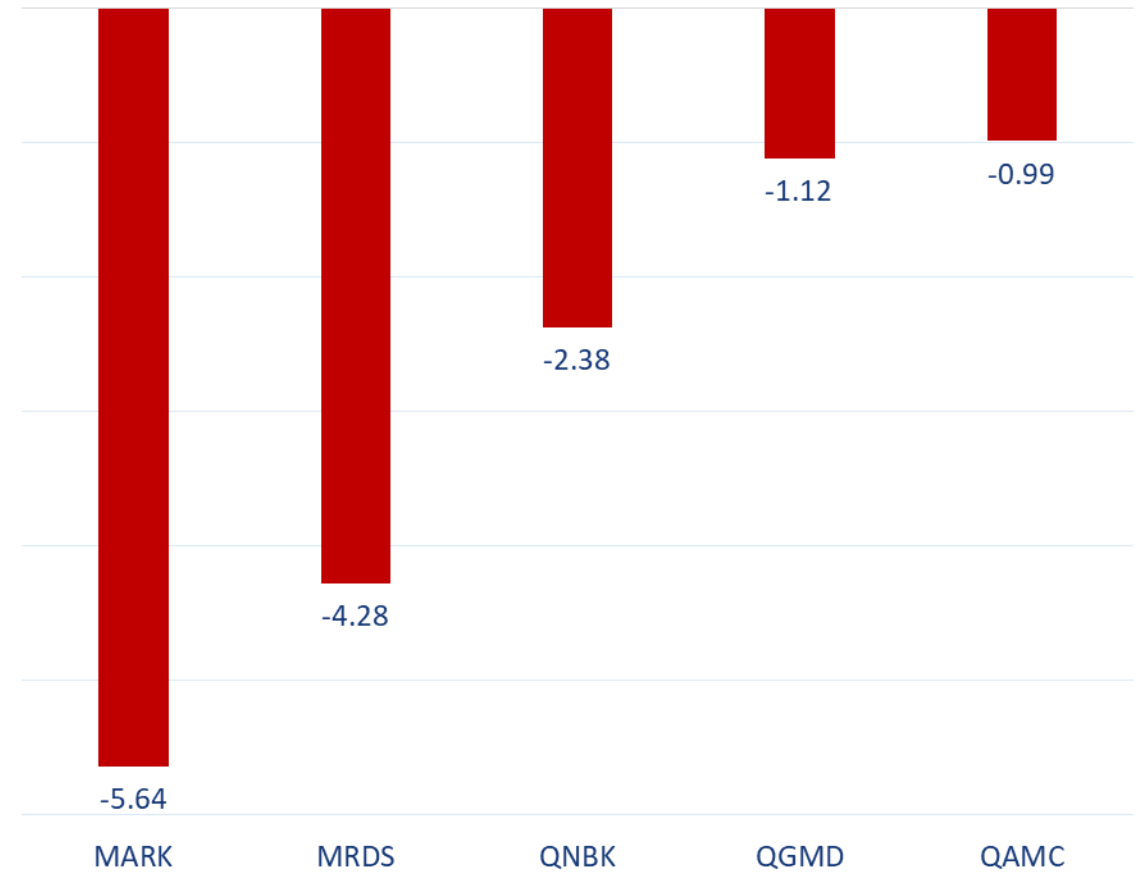
In million shares

Top 5 Companies bought (net) by **Foreigners** over the last week



In million shares

Top 5 Companies sold (net) by **Foreigners** over the last week



In million shares





The figures represent a change in the number of shares.

Daily Change: The net change between 13<sup>th</sup> and 12<sup>th</sup> of July trading sessions

Change for the last 5 sessions: The total daily net change for the last 5 sessions.

Change for the last 10 sessions: The total daily net change for the last 10 sessions.

Change for the last 20 sessions: The total daily net change for the last 20 sessions.

## **DISCLAIMER:**

The information contained was obtained from various public sources believed to be reliable, but we do not guarantee its accuracy. Wasata Financial Securities makes no representations or warranties (express or implied) regarding the data and information provided and Wasata Financial Securities does not represent that the information content of this document is complete, or free from any error, not misleading, or fit for any particular purpose. This report document provides general information only. Neither the information nor any opinion expressed constitutes an offer or an invitation to make an offer, to buy or sell any securities or other investment products related to such securities or investments.

This report document contained is subject to change without prior notice. Wasata assumes no responsibility to update the information in this report document.



Prepared by Financial Advisory Department

  
للأوراق المالية  
FINANCIAL SECURITIES

+974 44498880

[ramzi.qasmieh@Wasata.qa](mailto:ramzi.qasmieh@Wasata.qa)