



## Daily Report for Ownership Changes

2<sup>nd</sup> of July 2023 Session

Company	2-Jul											
	Qatari				GCC				Foreigners			
	Daily Chg.	Last 5 Sessions Chg.	Last 10 Sessions Chg.	Last 20 Sessions Chg.	Daily Chg.	Last 5 Sessions Chg.	Last 10 Sessions Chg.	Last 20 Sessions Chg.	Daily Chg.	Last 5 Sessions Chg.	Last 10 Sessions Chg.	Last 20 Sessions Chg.
QNBK	45,754	-2,360,606	-3,110,158	-918,551	50,557	146,409	149,960	235,635	-96,311	2,214,197	2,960,198	682,916
QIBK	-46,826	-986,658	-1,061,230	-241,343	0	10,310	30,659	64,255	46,826	976,348	1,030,571	173,878
CBQK	17,107	-336,723	685,148	295,579	0	51,250	68,350	69,850	-17,107	285,473	-752,787	-365,429
DHBK	-100,954	801,700	3,223,487	4,833,270	1,492	409,517	279,812	474,183	99,462	-1,211,217	-3,503,299	-5,307,453
ABQK	0	0	0	9,944	0	0	0	56	0	0	0	-10,000
QIHK	16,347	258,946	-768,488	-233,429	0	-5,000	-5,000	-5,000	-16,347	-253,946	773,488	238,429
MARK	-1,099,095	-2,507,826	-408,761	19,615,895	-1,410	-48,506	-123,439	-371,449	1,100,505	2,556,332	532,200	-19,244,446
DUBK	-995,806	-3,421,918	-11,736,229	-83,499,459	0	0	0	-68,000	995,806	3,421,918	11,736,229	83,567,459
QFBQ	1,349,873	1,770,687	3,238,270	4,000,073	-13,438	-4,263	-567,934	-571,496	-1,336,435	-1,766,424	-2,670,336	-3,428,577
NLCS	2,377,835	1,666,815	-1,983,486	-3,199,457	-22,318	-55,656	63,946	64,089	-2,355,517	-1,611,159	1,919,540	3,135,368
DBIS	-84,463	606,873	1,042,911	583,211	0	-30,000	-30,000	-82,494	84,463	-576,873	-1,012,911	-500,717
QOIS	-324,904	1,383,181	1,882,831	2,953,721	-46,162	-198,971	-218,082	-422,138	371,066	-1,184,210	-1,664,749	-2,531,583
IHGS	140,908	139,705	-61,959	104,245	14,257	-94,598	-34,031	60,873	-155,165	-45,107	95,990	-165,118
ZHCD	-1,000	644	668	-37,240	0	-2,000	1,000	1,000	1,000	1,356	-1,668	36,240
QGMG	74,056	696,743	1,928,018	2,181,787	95,863	228,475	125,749	69,795	-169,919	-925,218	-2,053,767	-2,251,582
SIIS	-2,477,902	1,132,139	3,226,604	4,367,133	926,684	1,176,803	1,076,606	698,441	1,551,218	-2,308,942	-4,303,210	-5,065,574
BLDN	393,990	2,620,897	-2,748,859	-1,653,139	10,212	160,575	261,597	211,647	-404,202	-2,781,472	2,487,262	1,441,492
MCGS	29,042	-50,688	-81,329	-644,024	0	0	0	-160	-29,042	50,688	81,329	644,184
QCFS	0	-2,984	-2,984	-7,084	0	0	0	0	0	2,984	2,984	7,084
QFLS	8,881	-768,792	-728,954	-444,694	0	0	2,198	3,698	-8,881	768,792	726,756	440,996
WDAM	79,249	413,643	-1,057,410	-1,841,361	0	3,634	-39,577	-233,803	-79,249	-417,277	1,096,987	2,075,164
MCCS	-98,194	-382,898	-502,012	-17,392	0	217,107	221,129	207,086	98,194	165,791	280,883	-189,694
MERS	-19,600	-25,571	147,618	195,287	0	0	690	390	19,600	25,571	-148,308	-195,677
QIMD	0	11,506	-124,614	-205,512	0	76,570	90,653	100,000	0	-88,076	33,961	105,512
QNCB	-3,345	-51,867	-26,992	77,458	0	74,000	98,500	118,500	3,345	-22,133	-71,508	-195,958

									2-Jul			
Company	Qatari				GCC				Foreigners			
	Daily Chg.	Last 5 Sessions Chg.	Last 10 Sessions Chg.	Last 20 Sessions Chg.	Daily Chg.	Last 5 Sessions Chg.	Last 10 Sessions Chg.	Last 20 Sessions Chg.	Daily Chg.	Last 5 Sessions Chg.	Last 10 Sessions Chg.	Last 20 Sessions Chg.
IOCD	-106,348	393,847	1,628,005	9,654,198	0	-73,264	-76,870	-176,516	106,348	-320,583	-1,551,135	-9,477,682
QIGD	-511,509	551,456	1,417,307	2,633,995	0	-9,000	-60,841	-44,653	511,509	-542,456	-1,356,466	-2,589,342
QEWS	-6,921	32,816	-267,881	-739,083	0	-1,000	0	10,298	6,921	-31,816	237,623	728,755
AHCS	864,528	2,910,123	2,562,461	13,061,524	0	0	0	105,000	-864,528	-2,910,123	-2,562,461	-13,166,524
GISS	-2,244,705	-514,207	-3,109,199	-2,662,871	2,854	-76,897	-109,447	-2,389	2,241,851	591,104	3,218,646	2,665,260
MPHC	-447,548	-745,704	3,010,413	2,869,459	0	-54,753	25,247	45,747	447,548	800,457	-2,981,345	-2,915,206
IGRD	-371,699	86,507	43,783	-516,304	0	12,598	-103,841	74,613	371,699	-99,105	60,058	441,691
QAMC	862,660	-9,990,785	-6,733,780	-6,003,462	0	801,394	982,552	1,290,374	-862,660	9,189,391	5,490,083	4,713,088
QATI	18,003	238,851	-312,292	-3,779,058	0	-83,000	-209,054	-183,000	-18,003	-155,851	521,346	3,962,058
DOHI	-15	391,484	428,941	390,720	0	-413,227	-413,227	-413,527	15	21,743	-15,714	22,807
QGRI	0	985	18,733	43,809	0	-985	-985	-1,085	0	0	-17,748	-42,724
AKHI	-626,653	-1,062,837	-733,883	-1,197,881	0	-15,000	-38,241	-67,446	626,653	1,077,837	772,124	1,265,327
QISI	0	-28,232	-48,523	-44,979	0	0	0	0	0	28,232	48,523	44,979
BEMA	2,400	7,211	3,239	718	0	0	0	3,000	-2,400	-7,211	-3,239	-3,718
QLMI	6,000	-765,046	-785,273	-823,907	0	25,844	25,844	25,844	-6,000	739,202	759,429	798,063
UDCD	-35,459	-546,552	-2,827,748	-6,437,305	0	400,000	379,111	986,812	35,459	146,552	2,448,637	5,450,493
BRES	-44,017	2,227,333	2,424,793	10,959,371	10,000	-17,560	-16,818	67,267	34,017	-2,209,773	-2,407,975	-11,026,638
ERES	-1,187,503	-826,752	940,248	7,350,161	0	63,773	224,384	244,303	1,187,503	762,979	-1,164,632	-7,594,464
MRDS	3,043,594	1,706,443	-5,191,018	-6,482,401	-30,000	176,236	282,818	778,019	-3,013,594	-1,882,679	4,908,200	5,704,382
ORDS	-105,958	-391,034	-891,770	41,254	0	-1	-115,001	-136,547	105,958	328,051	1,005,632	95,293
VFQS	372,736	-4,367,185	-10,979,289	-15,688,259	200,000	363,000	396,950	397,269	-572,736	4,004,185	10,582,339	15,290,990
QNNS	-18,447	221,133	1,545,229	1,166,095	0	0	0	0	18,447	-221,133	-1,545,229	-1,166,095
GWCS	-109,433	534,027	1,428,072	1,430,839	0	18	8,838	8,838	109,433	-534,045	-1,436,910	-1,439,677
QGTS	-790,256	-3,964,903	-11,566,258	-15,016,430	0	-74,450	-230,763	-305,058	790,256	4,039,353	11,797,021	15,321,488

## Trading values by nationality for the last Session

Nationality	Purchasing Value	Selling Value	Difference
Qataris	227.23	241.89	-14.65
GCC	14.99	5.51	9.47
Arab	77.38	73.22	4.16
Foreigners	46.13	45.11	1.02
Total	365.73	365.73	0.00

In million QAR

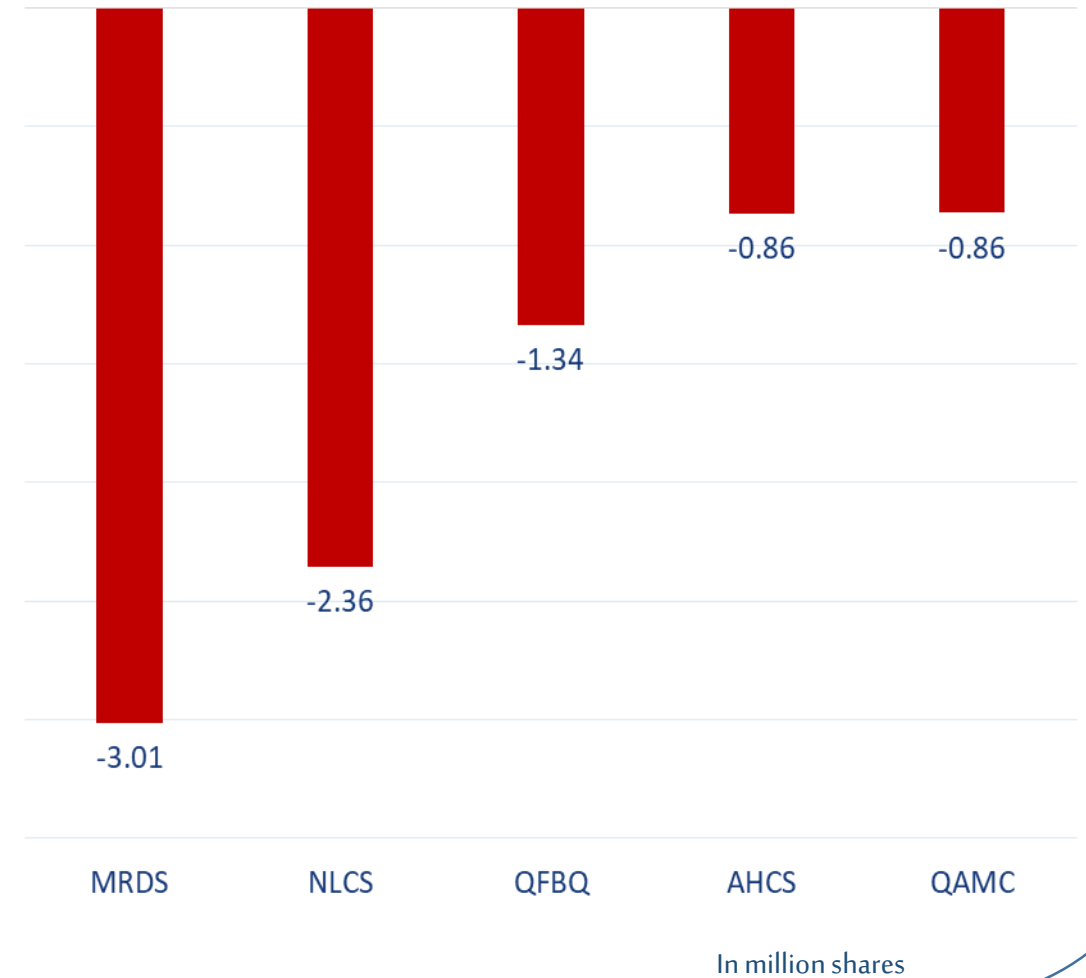
## Trading by nationality for the last Session

Nationality	Buy %	Sell %	Net
Qataris	62.13%	66.14%	-4.01%
GCC	4.10%	1.51%	2.59%
Arab	21.16%	20.02%	1.14%
Foreigners	12.61%	12.33%	0.28%

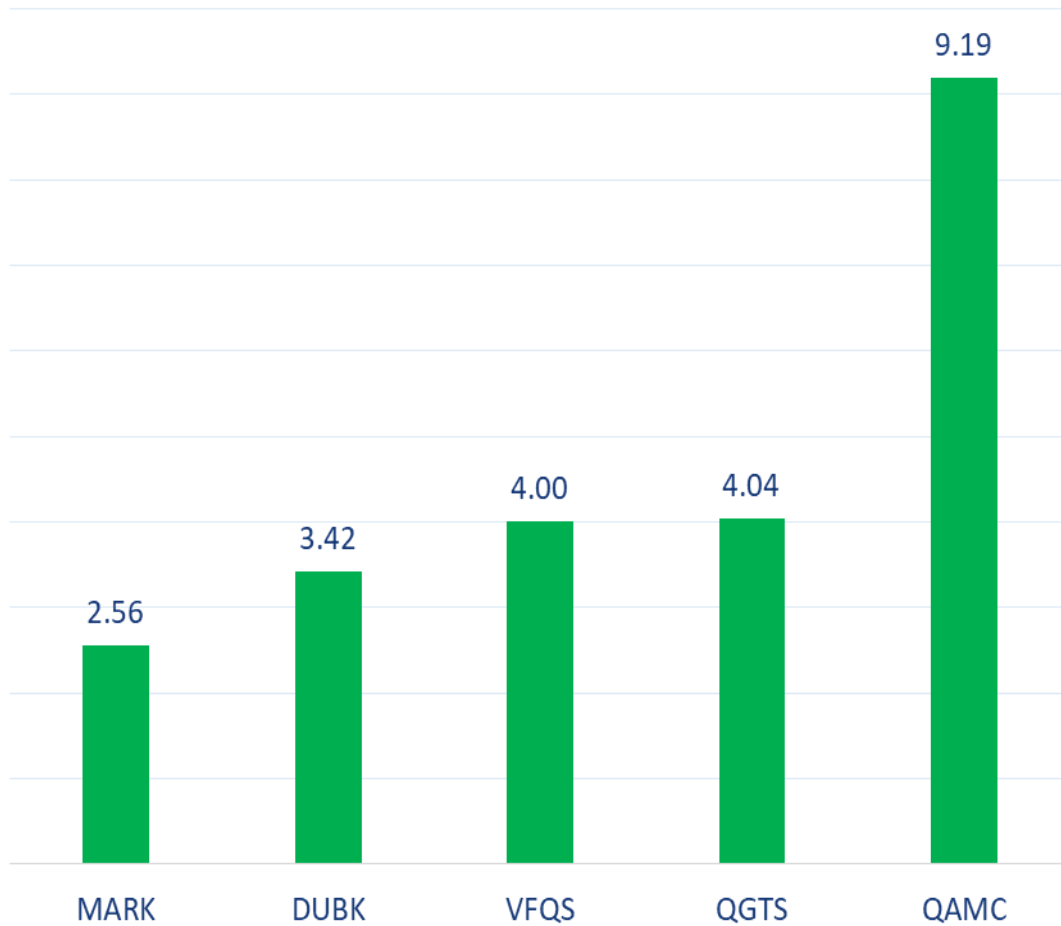
Top 5 Companies bought (net) by **Foreigners** in the last session



Top 5 Companies sold (net) by **Foreigners** in the last session

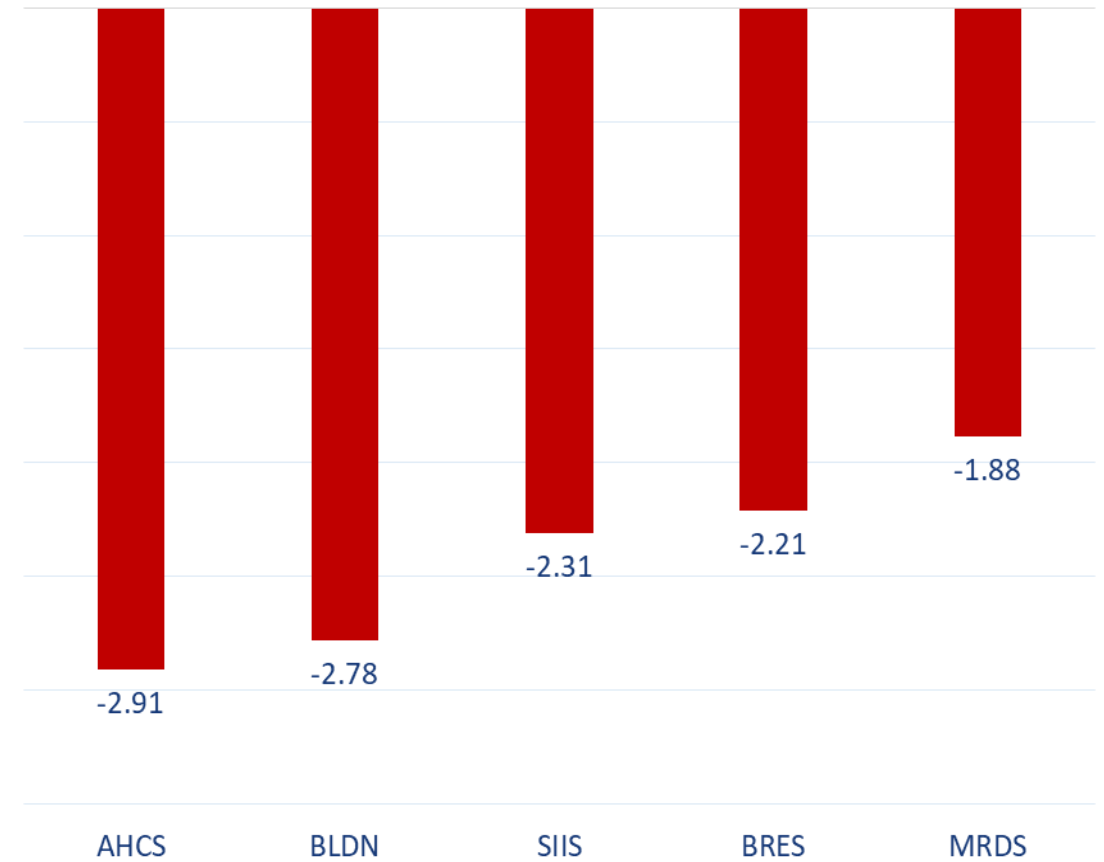


Top 5 Companies bought (net) by **Foreigners** over the last week



In million shares

Top 5 Companies sold (net) by **Foreigners** over the last week



In million shares



The figures represent a change in the number of shares.

Daily Change: The net change between 2<sup>nd</sup> of July and 26<sup>th</sup> of June trading sessions

Change for the last 5 sessions: The total daily net change for the last 5 sessions.

Change for the last 10 sessions: The total daily net change for the last 10 sessions.


Change for the last 20 sessions: The total daily net change for the last 20 sessions.

## **DISCLAIMER:**

The information contained was obtained from various public sources believed to be reliable, but we do not guarantee its accuracy. Wasata Financial Securities makes no representations or warranties (express or implied) regarding the data and information provided and Wasata Financial Securities does not represent that the information content of this document is complete, or free from any error, not misleading, or fit for any particular purpose. This report document provides general information only. Neither the information nor any opinion expressed constitutes an offer or an invitation to make an offer, to buy or sell any securities or other investment products related to such securities or investments.

This report document contained is subject to change without prior notice. Wasata assumes no responsibility to update the information in this report document.





Prepared by Financial Advisory Department

  
وساطة  
WASATA  
للأوراق المالية  
FINANCIAL SECURITIES

+974 44498880

[ramzi.qasmieh@Wasata.qa](mailto:ramzi.qasmieh@Wasata.qa)