



Daily Report for Ownership Changes

20th of July 2023 Session

									20-Jul			
Company	Qatari				GCC				Foreigners			
	Daily Chg.	Last 5 Sessions Chg.	Last 10 Sessions Chg.	Last 20 Sessions Chg.	Daily Chg.	Last 5 Sessions Chg.	Last 10 Sessions Chg.	Last 20 Sessions Chg.	Daily Chg.	Last 5 Sessions Chg.	Last 10 Sessions Chg.	Last 20 Sessions Chg.
QNBK	544,345	552,041	2,823,636	-38,364,256	0	-157,141	-50,757	47,258	-544,345	-394,900	-2,772,879	38,316,998
QIBK	-872,175	-5,808,293	-5,412,168	-16,374,390	-200	-15,036	-12,711	12,095	872,375	5,823,329	5,424,879	16,376,827
CBQK	-2,586,177	-3,070,365	-2,566,057	-61,768,173	-350	169,961	252,939	732,548	2,586,527	2,900,404	2,313,118	61,035,625
DHBK	-470,380	-1,348,483	-1,645,484	-58,366,239	0	-63,975	-84,554	364,427	470,380	1,412,458	1,730,038	58,001,812
ABQK	0	0	3,000	-636,857	0	0	0	456	0	0	-3,000	636,401
QIIK	-102,285	-462,772	-633,881	-2,497,480	0	0	-1,550	-201,550	102,285	462,772	635,431	2,678,870
MARK	703,049	2,975,142	8,478,535	-41,425,039	-61,740	-99,236	37,505	-52,977	-641,309	-2,875,906	-8,516,040	41,478,016
DUBK	-966,265	-8,736,913	-13,392,037	-26,170,596	0	-22,249	-36,764	-36,764	966,265	8,759,162	13,428,801	26,207,360
QFBQ	100,492	1,380,641	966,299	1,925,024	0	-411,016	-439,266	-549,979	-100,492	-969,625	-527,033	-1,375,045
NLCS	-1,487,552	-2,383,277	-2,281,467	-7,745,873	94,374	-26,561	9,226	-70,372	1,393,178	2,409,838	2,272,241	7,816,245
DBIS	-832,815	-779,926	-806,919	-3,761,894	33,174	-16,826	-16,826	-88,826	799,641	796,752	823,745	3,850,720
QOIS	-1,131,290	2,842,607	1,897,426	3,669,930	-53,000	-267,976	-299,626	-666,716	1,184,290	-2,574,631	-1,597,800	-3,003,214
IHGS	-37,642	-302,268	-169,131	20,172	3,947	3,947	3,947	-151,524	33,695	298,321	165,184	131,352
ZHCD	100	100	4,976	4,254	0	0	0	-3,000	-100	-100	-4,976	-1,254
QGMG	599,794	-1,723,220	-176,871	-1,000,973	12	296,944	-127,598	155,020	-599,806	1,426,276	304,469	845,953
SIIS	962,485	2,022,515	2,753,363	6,030,182	-152,626	-856,002	-944,663	-140,328	-809,859	-1,166,513	-1,808,700	-5,889,854
BLDN	-291,924	-257,340	-116,355	-1,292,408	0	-3,307	6,693	157,056	291,924	260,647	109,662	1,135,352
MCGS	95,647	72,888	57,084	-287,440	2,000	2,000	2,000	2,000	-97,647	-74,888	-59,084	285,440
QCFS	0	0	179	-2,805	0	0	0	0	0	0	-179	2,805
QFLS	-50,128	-73,968	-65,816	-1,193,222	0	0	-16	-16	50,128	73,968	65,832	1,193,238
WDAM	369,422	-394,534	-1,747,759	679,127	8,254	-228,568	-92,141	80,178	-377,676	623,102	1,839,900	-759,305
MCCS	41,428	27,792	35,367	-266,839	0	0	50,000	267,107	-41,428	-27,792	-85,367	-268
MERS	19,387	2,412	-213,857	-360,949	0	0	695	695	-19,387	-2,412	213,162	360,254
QIMD	26,660	26,760	8,937	15,544	0	0	5,400	85,400	-26,660	-26,760	-14,337	-100,944
QNCD	-1	48,462	-653	-106,601	0	0	12	96,637	1	-48,462	641	9,964

										20-Jul			
Company	Qatari				GCC				Foreigners				
	Daily Chg.	Last 5 Sessions Chg.	Last 10 Sessions Chg.	Last 20 Sessions Chg.	Daily Chg.	Last 5 Sessions Chg.	Last 10 Sessions Chg.	Last 20 Sessions Chg.	Daily Chg.	Last 5 Sessions Chg.	Last 10 Sessions Chg.	Last 20 Sessions Chg.	
IQCD	-760,885	-2,287,468	-4,495,056	-20,874,983	1,960	2,832	-26,577	-117,868	758,925	2,284,636	4,521,633	20,992,851	
QIGD	187,882	1,099,320	1,086,172	2,253,446	0	-1,230,540	-1,273,940	-1,239,509	-187,882	131,220	187,768	-1,013,937	
QEWS	-106,984	-693,488	-1,388,066	-2,635,717	500	1,000	-1,000	-62	106,484	692,488	1,389,066	2,635,779	
AHCS	163,076	-89,002	-37,513	3,678,572	-9,271	0	9,500	9,500	-153,805	89,002	28,013	-3,688,072	
GISS	-470,441	-2,385,603	-10,181,575	-16,043,187	0	-13,898	42,182	-82,200	470,441	2,399,501	10,139,393	16,125,387	
MPHC	-98,635	-1,099,620	-1,706,771	-2,061,414	0	-28,651	-10,384	-46,943	98,635	1,128,271	1,717,155	2,108,357	
IGRD	508,861	1,217,353	-759,666	-3,700,701	-22,694	-3,011	40,650	11,862	-486,167	-1,214,342	719,016	3,688,839	
QAMC	-1,777,614	-3,196,277	-2,263,670	-5,236,629	20,620	311,572	370,473	1,162,332	1,756,994	2,884,705	1,893,197	4,074,297	
QATI	17,041	-103,444	-1,835,965	-17,357,360	9,248	-11,200	38,800	-66,200	-26,289	114,644	1,797,165	17,423,560	
DOHI	0	28,120	240,668	-395,099	0	-30	-50	-413,277	0	-28,090	-240,618	808,376	
QGRI	0	3,022	-21,176	-13,490	0	0	0	-985	0	-3,022	21,176	14,475	
AKHI	-59,960	-256,954	-401,823	-1,019,686	0	0	0	-15,000	59,960	256,954	401,823	1,034,686	
QISI	56	8,967	-271	-30,126	0	0	0	0	-56	-8,967	271	30,126	
BEMA	6,156	6,591	-2,578	7,293	0	0	0	0	-6,156	-6,591	2,578	-7,293	
QLMI	0	-60,267	-91,967	-904,803	0	0	50,000	75,844	0	60,267	41,967	828,959	
UDCD	-151,231	530,810	88,567	-3,337,957	-10,000	-36,003	-10,003	399,997	161,231	-494,807	-78,564	2,937,960	
BRES	-193,030	3,506,958	4,164,910	-6,351,097	20,542	15,542	10,308	5,424	172,488	-3,522,500	-4,175,218	6,345,673	
ERES	-2,520,390	-3,132,288	-2,705,002	-2,379,056	-834	-834	-834	-137,061	2,521,224	3,133,122	2,705,836	2,516,117	
MRDS	4,738,173	-1,351,099	3,181,204	1,602,829	405,768	1,178,573	924,765	995,332	-5,143,941	172,526	-4,105,969	-2,598,161	
ORDS	-21,373	-20,012	121,858	-1,286,214	0	1,792	-41,989	-101,942	21,373	9,296	-79,869	1,351,304	
VFOS	-400,077	-2,877,667	-21,011,754	-30,391,167	0	616,002	602,502	1,021,324	400,077	2,261,665	20,409,252	29,369,843	
QNNS	887	-27,408	161,455	-13,617,015	0	0	0	5,000	-887	27,408	-161,455	13,612,015	
GWCS	696,730	1,408,394	1,931,993	2,846,096	0	0	0	74	-696,730	-1,408,394	-1,931,993	-2,846,170	
QGTS	120,784	132,591	483,074	-32,079,019	0	-101,850	-123,610	-208,145	-120,784	-30,741	-359,464	32,287,164	

Insider Traders for the last Week

Company	Buy	Sell	Net
GISS	299,428	0	299,428
VFQS	80,000	0	80,000
MPHC	50,000	0	50,000
MKDM	16,000	0	16,000
QCFS	1,608	0	1,608
IGRD	101,000	101,000	0
IQCD	0	693	-693
QEWS	0	25,770	-25,770
CBQK	0	121,780	-121,780
MAHR	0	139,533	-139,533
SIIS	0	180,000	-180,000
MRDS	0	180,700	-180,700
QGMD	0	1,150,000	-1,150,000

Trading values by nationality for the last Week

Nationality	Purchasing Value	Selling Value	Difference
Qataris	1,199.06	1,401.32	-202.26
GCC	186.64	27.51	159.13
Arab	291.10	285.28	5.82
Foreigners	508.53	471.22	37.31
Total	2,185.33	2,185.33	0.00

In million QAR

Trading by nationality for the last Week

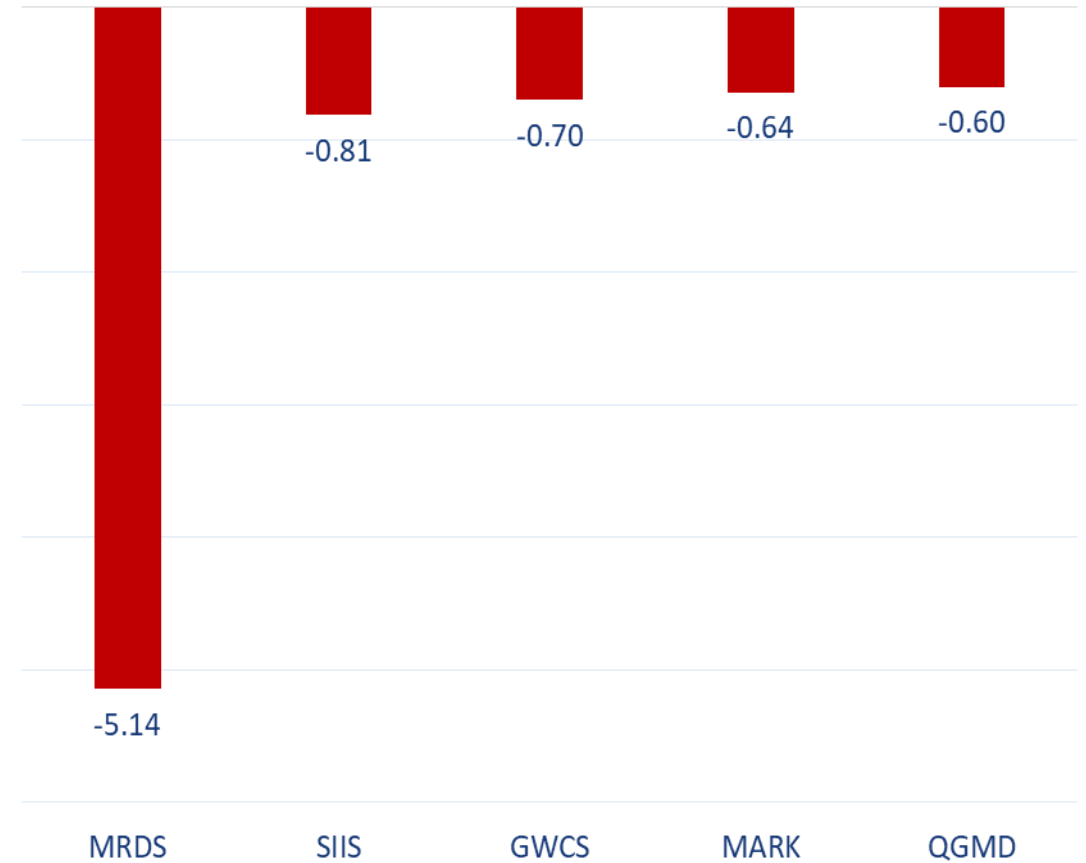
Nationality	Buy %	Sell %	Net
Qataris	54.87%	64.12%	-9.26%
GCC	8.54%	1.26%	7.28%
Arab	13.32%	13.05%	0.27%
Foreigners	23.27%	21.56%	1.71%

Top 5 Companies bought (net) by **Foreigners** in the last session



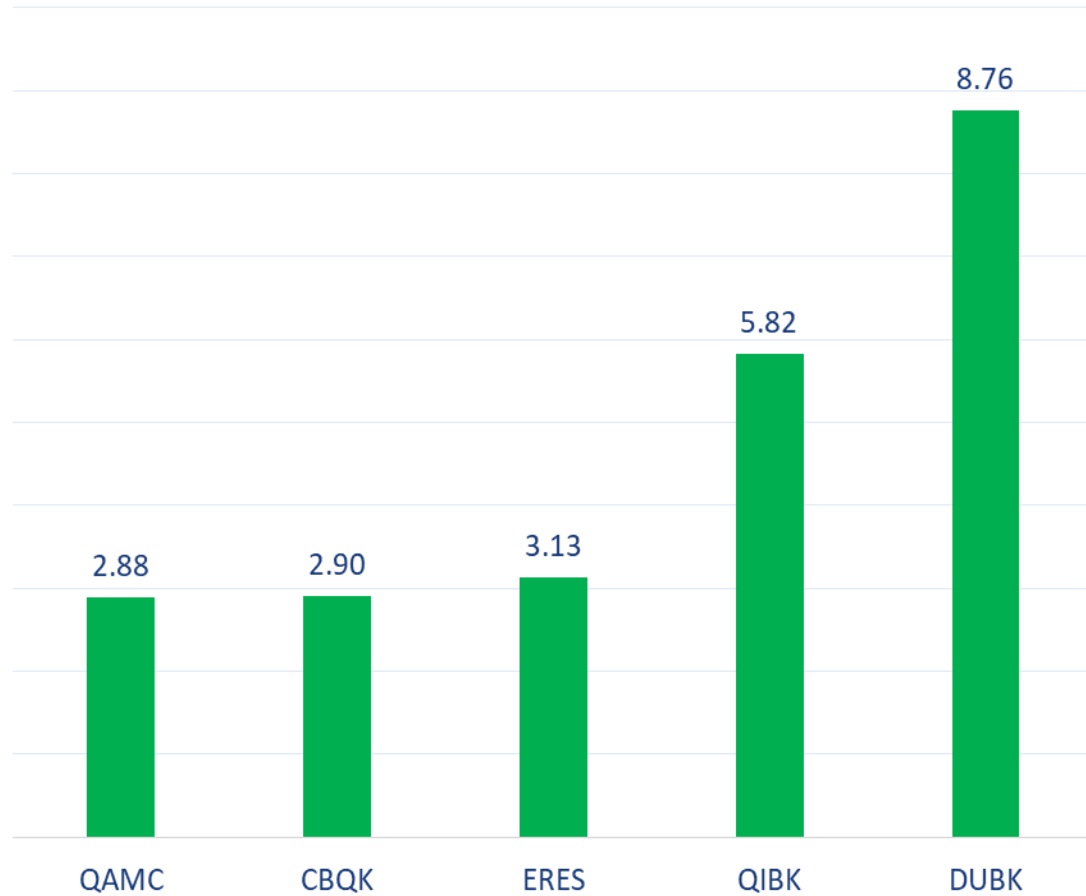
In million shares

Top 5 Companies sold (net) by **Foreigners** in the last session



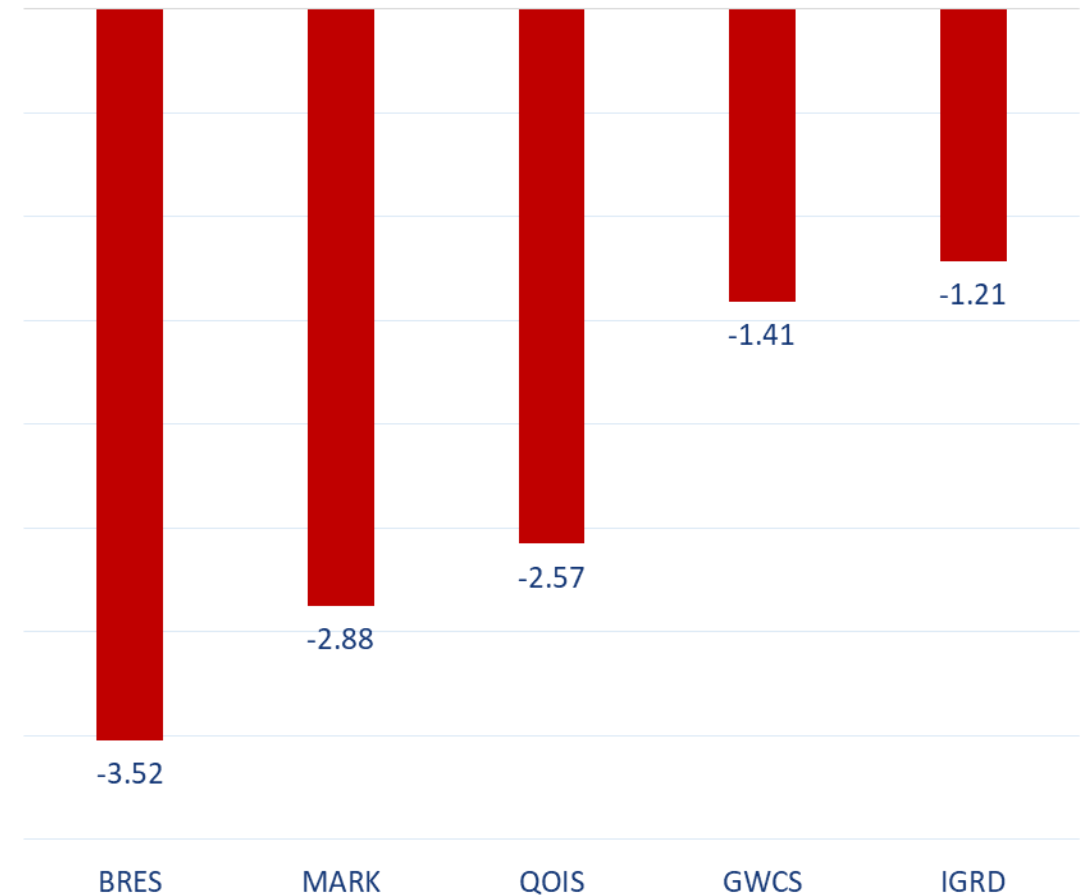
In million shares

Top 5 Companies bought (net) by **Foreigners** over the last week



In million shares

Top 5 Companies sold (net) by **Foreigners** over the last week



In million shares



The figures represent a change in the number of shares.

Daily Change: The net change between 20th and 19th of July trading sessions

Change for the last 5 sessions: The total daily net change for the last 5 sessions.

Change for the last 10 sessions: The total daily net change for the last 10 sessions.

Change for the last 20 sessions: The total daily net change for the last 20 sessions.

DISCLAIMER:

The information contained was obtained from various public sources believed to be reliable, but we do not guarantee its accuracy. Wasata Financial Securities makes no representations or warranties (express or implied) regarding the data and information provided and Wasata Financial Securities does not represent that the information content of this document is complete, or free from any error, not misleading, or fit for any particular purpose. This report document provides general information only. Neither the information nor any opinion expressed constitutes an offer or an invitation to make an offer, to buy or sell any securities or other investment products related to such securities or investments.

This report document contained is subject to change without prior notice. Wasata assumes no responsibility to update the information in this report document.



Prepared by Financial Advisory Department


للأوراق المالية
FINANCIAL SECURITIES

+974 44498880

ramzi.qasmieh@Wasata.qa