



Daily Report for Ownership Changes

27th of July 2023 Session

									27-Jul			
Company	Qatari				GCC				Foreigners			
	Daily Chg.	Last 5 Sessions Chg.	Last 10 Sessions Chg.	Last 20 Sessions Chg.	Daily Chg.	Last 5 Sessions Chg.	Last 10 Sessions Chg.	Last 20 Sessions Chg.	Daily Chg.	Last 5 Sessions Chg.	Last 10 Sessions Chg.	Last 20 Sessions Chg.
QNBK	-763,642	225,103	777,144	-34,883,639	-8,100	63,787	-93,354	14,677	771,742	-288,890	-683,790	34,868,962
QIBK	-209,594	-1,437,276	-7,245,569	-16,326,912	-99	-9,378	-24,414	-21,239	209,693	1,446,654	7,269,983	16,348,151
CBQK	-264,799	-8,840,364	-11,910,729	-70,123,116	0	-549,538	-379,577	114,660	264,799	9,389,902	12,290,306	70,008,456
DHBK	571,299	1,568,720	2,405,939	-57,513,477	-93,471	202,906	138,931	100,353	-477,828	-1,771,626	-2,544,870	57,413,124
ABQK	-60	-60	-60	-636,917	0	0	0	456	60	60	60	636,461
QIIK	163,845	42,726	-420,046	-1,787,534	77,235	77,235	77,235	-119,315	-241,080	-119,961	342,811	1,906,849
MARK	-697,502	-2,755,679	219,463	-42,172,317	29,642	-22,703	-121,939	-8,844	667,860	2,778,382	-97,524	42,181,161
DUBK	-2,901,463	-6,167,044	-14,903,957	-28,340,774	0	5,045	-17,204	-31,719	2,901,463	6,161,999	14,921,161	28,372,493
QFBQ	2,240,291	2,773,236	4,153,877	4,901,039	-12,160	0	-411,016	-595,654	-2,228,131	-2,773,236	-3,742,861	-4,305,385
NLCS	-4,406,377	-5,953,584	-8,336,861	-13,003,853	33,098	-173,474	-200,035	-210,508	4,373,279	6,127,058	8,536,896	13,214,361
DBIS	97	-281,949	-1,061,875	-4,476,903	0	-14,979	-31,805	-73,805	-97	296,928	1,093,680	4,550,708
QOIS	871,828	4,500,004	7,342,611	6,223,703	-1,364	-153,715	-421,691	-551,717	-870,464	-4,346,289	-6,920,920	-5,671,986
IHGS	-245,017	-1,533,455	-1,835,723	-1,456,696	0	-3,947	0	-46,616	245,017	1,537,402	1,835,723	1,503,312
ZHCD	-10,000	-9,250	-9,150	-6,640	0	0	0	-1,000	10,000	9,250	9,150	7,640
QGMD	-237,077	2,997,929	1,274,709	1,757,284	-219,947	-237,643	59,301	-215,235	457,024	-2,760,286	-1,334,010	-1,542,049
SIIS	1,934,230	-6,623,702	-4,601,187	-5,971,795	-205,431	676,224	-179,778	285,777	-1,728,799	5,947,478	4,780,965	5,686,018
BLDN	336,348	-4,545,138	-4,802,478	-4,742,345	-116,435	-10,000	-13,307	-3,307	-219,913	4,555,138	4,815,785	4,745,652
MCGS	36,741	144,085	216,973	-54,128	0	0	2,000	2,000	-36,741	-144,085	-218,973	52,128
QCFS	0	0	0	179	0	0	0	0	0	0	0	-179
QFLS	3,771	340,016	266,048	-333,575	1,400	-1,490	-1,490	-1,506	-5,171	-338,526	-264,558	335,081
WDAM	-667,647	-2,169,404	-2,563,938	-1,019,843	167,338	199,530	-29,038	276,074	500,309	1,969,874	2,592,976	743,769
MCCS	46,575	-292,729	-264,937	-247,398	0	61,035	61,035	111,035	-46,575	231,694	203,902	136,363
MERS	9,514	74,683	77,095	-291,545	0	350	350	1,045	-9,514	-75,033	-77,445	290,500
QIMD	-168,157	-135,786	-109,026	-129,349	0	8,923	8,923	14,323	168,157	126,863	100,103	115,026
QNCD	-59,846	-106,607	-58,145	-154,513	0	0	0	-1,863	59,846	106,607	58,145	156,376

									27-Jul			
Company	Qatari				GCC				Foreigners			
	Daily Chg.	Last 5 Sessions Chg.	Last 10 Sessions Chg.	Last 20 Sessions Chg.	Daily Chg.	Last 5 Sessions Chg.	Last 10 Sessions Chg.	Last 20 Sessions Chg.	Daily Chg.	Last 5 Sessions Chg.	Last 10 Sessions Chg.	Last 20 Sessions Chg.
IQCD	-3,597,121	-6,205,332	-8,492,800	-26,676,311	-58,017	-25,819	-22,987	-49,223	3,655,138	6,231,151	8,515,787	26,725,534
QIGD	50,880	-1,006,720	92,600	-447,689	0	-34,420	-1,264,960	-1,264,929	-50,880	1,041,140	1,172,360	1,712,618
QEWS	-497,392	-804,647	-1,498,135	-3,329,030	-700	0	1,000	938	498,092	804,647	1,497,135	3,328,092
AHCS	-1,414,682	-1,341,415	-1,430,417	267,545	0	18,615	18,615	28,115	1,414,682	1,322,800	1,411,802	-295,660
GISS	34,380	908,430	-1,477,173	-16,858,298	-30,000	-70,755	-84,653	-73,204	-4,380	-837,675	1,561,826	16,931,502
MPHC	-112,110	371,860	-727,760	-553,977	0	26,122	-2,529	33,932	112,110	-397,982	730,289	520,045
IGRD	376,879	1,444,998	2,662,351	-1,958,483	9,200	278,880	275,869	296,404	-386,079	-1,723,878	-2,938,220	1,662,079
QAMC	-135,831	-68,611	-3,264,888	4,339,996	-19,786	158,340	469,912	494,278	155,617	-89,729	2,794,976	-4,834,274
QATI	117,637	287,669	184,225	-16,855,697	0	56,200	45,000	73,000	-117,637	-343,869	-229,225	16,782,697
DOHI	-12,600	-46,590	-18,470	-833,188	0	0	-30	-50	12,600	46,590	18,500	833,238
QGRI	27,600	-181,791	-178,769	-202,967	0	0	0	0	-27,600	181,791	178,769	202,967
AKHI	181,728	315,444	58,490	-289,567	0	45,802	45,802	45,802	-181,728	-361,246	-104,292	243,765
QISI	514	36,921	45,888	28,879	0	0	0	0	-514	-36,921	-45,888	-28,879
BEMA	500	-8,750	-2,159	-4,235	0	0	0	0	-500	8,750	2,159	4,235
QLMI	-30,500	-37,115	-97,382	-160,372	0	0	0	50,000	30,500	37,115	97,382	110,372
UDCD	155,039	-625,012	-94,202	-3,204,169	0	0	-36,003	-3	-155,039	625,012	130,205	3,204,172
BRES	-300,025	-2,801,920	705,038	-10,686,516	-32,579	-224,742	-209,200	-191,758	332,604	3,026,662	-495,838	10,878,274
ERES	-432,822	2,865,307	-266,981	-206,026	-9,000	-54,549	-55,383	-255,383	441,822	-2,810,758	322,364	461,409
MRDS	-3,915,635	-6,596,106	-7,947,205	-1,400,185	-67,935	-582,915	595,658	269,448	3,983,570	7,179,021	7,351,547	1,130,737
ORDS	-18,405	260,818	240,806	-662,203	0	0	1,792	-76,941	18,405	-260,818	-242,598	739,144
VFQS	-3,575,059	-3,295,052	-6,172,719	-28,335,836	-35,000	-79,070	536,932	699,432	3,610,059	3,374,122	5,635,787	27,636,404
QNNS	-43,667	-151,316	-178,724	-13,858,838	0	-5,000	-5,000	0	43,667	156,316	183,724	13,858,838
GWCS	349,845	828,733	2,237,127	2,712,771	0	2,938	2,938	2,994	-349,845	-831,671	-2,240,065	-2,687,505
QGTS	-396,708	-2,494,746	-2,362,155	-30,491,449	0	-24,320	-126,170	-150,985	396,708	2,519,066	2,488,325	30,642,434

Insider Traders for the last Week

Company	Buy	Sell	Net
BRES	310,000	0	310,000
QFBQ	50,000	0	50,000
MPJC	100,000	100,000	0
DUBK	0	2,225	-2,225
QEWS	0	8,213	-8,213
QIBK	0	62,000	-62,000
IQCD	130,000	213,079	-83,079
QIMD	0	104,980	-104,980
QGTS	0	161,548	-161,548
MAHR	0	302,687	-302,687

Trading values by nationality for the last Week

Nationality	Purchasing Value	Selling Value	Difference
Qataris	1,511.54	1,741.99	-230.46
GCC	287.12	102.29	184.83
Arab	327.55	336.32	-8.77
Foreigners	505.92	451.53	54.39
Total	2,632.13	2,632.13	0

In million QAR

Trading by nationality for the last Week

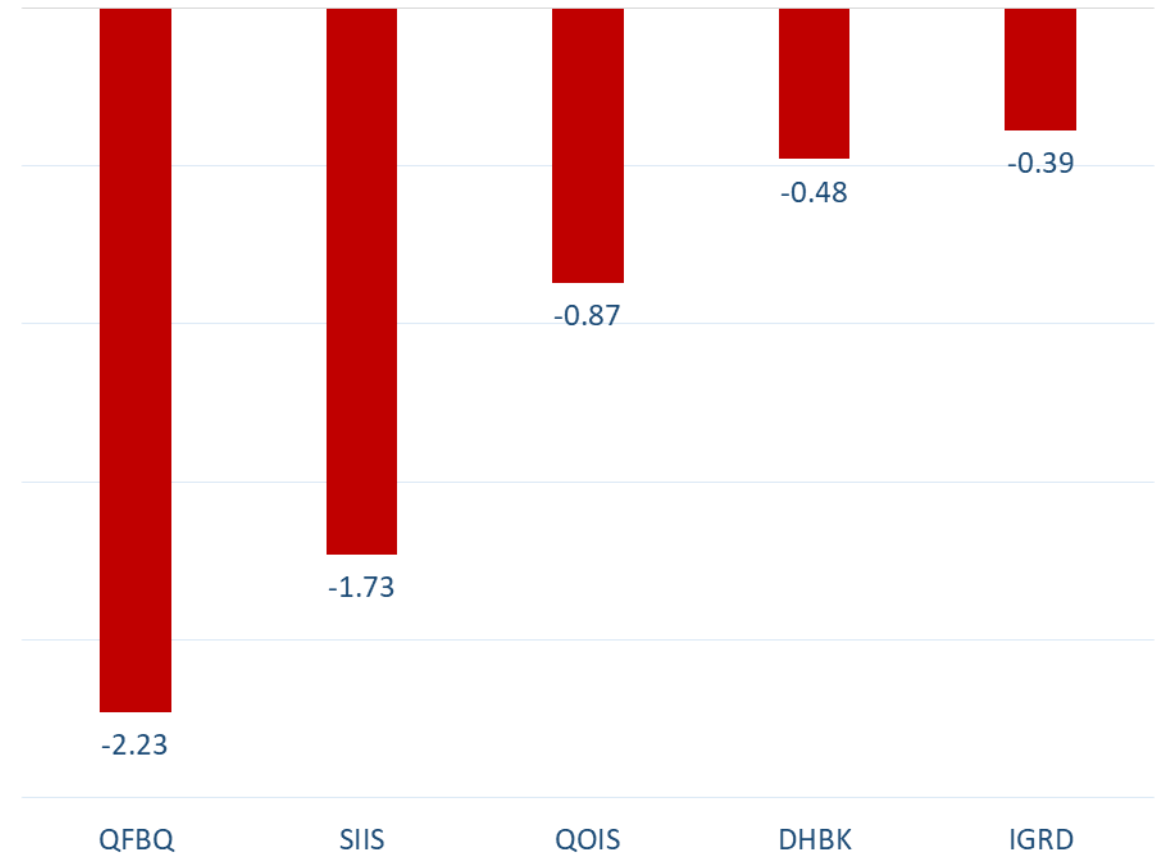
Nationality	Buy %	Sell %	Net
Qataris	57.43%	66.18%	-8.76%
GCC	10.91%	3.89%	7.02%
Arab	12.45%	12.78%	-0.33%
Foreigners	19.22%	17.15%	2.07%

Top 5 Companies bought (net) by **Foreigners** in the last session



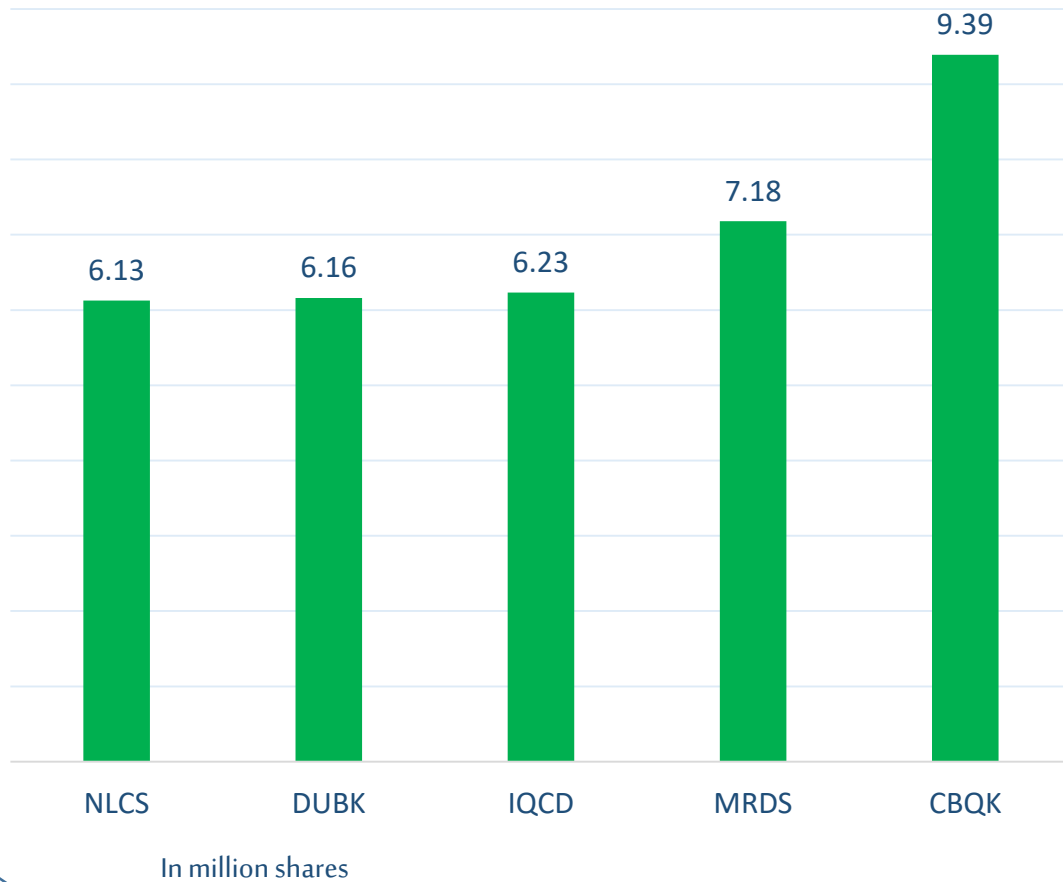
In million shares

Top 5 Companies sold (net) by **Foreigners** in the last session

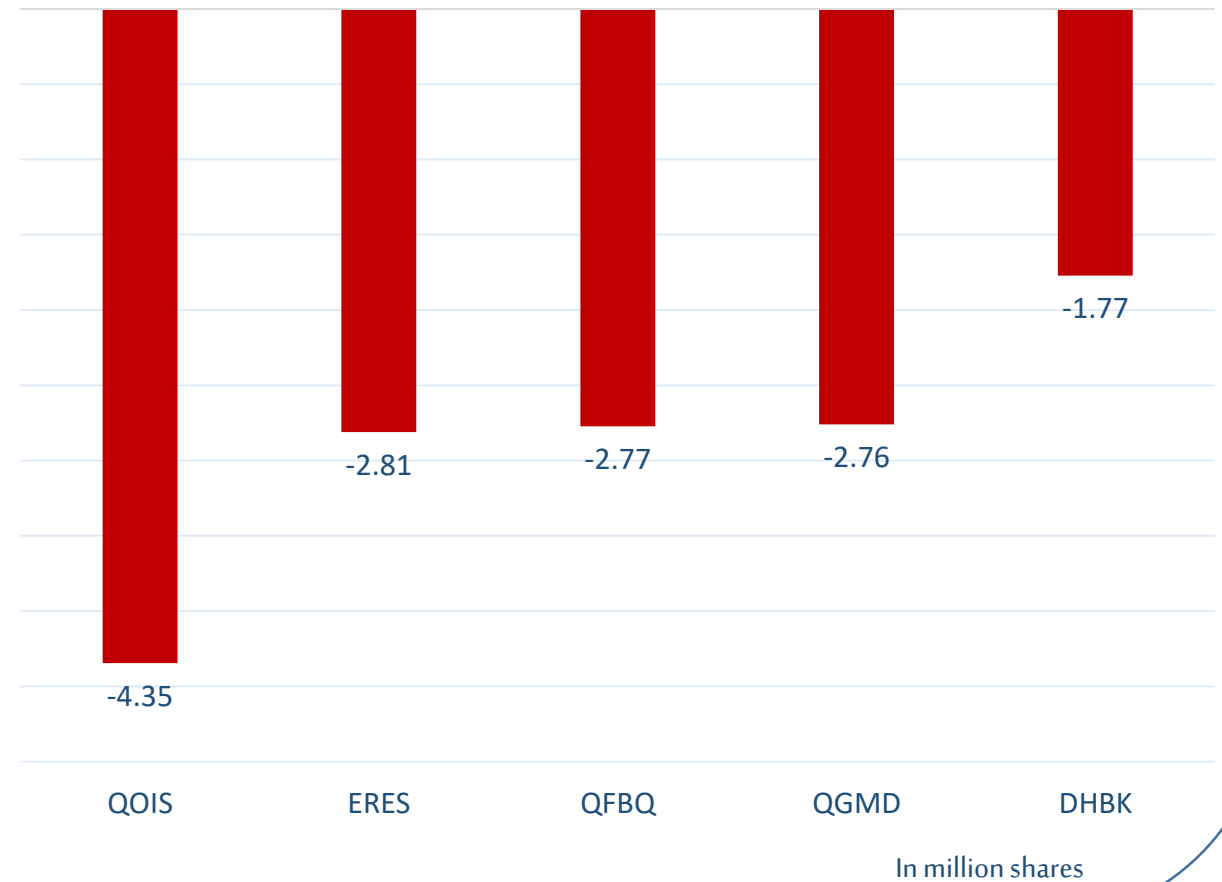


In million shares

Top 5 Companies bought (net) by **Foreigners** over the last week



Top 5 Companies sold (net) by **Foreigners** over the last week





The figures represent a change in the number of shares.

Daily Change: The net change between 27th and 26th of July trading sessions

Change for the last 5 sessions: The total daily net change for the last 5 sessions.

Change for the last 10 sessions: The total daily net change for the last 10 sessions.

Change for the last 20 sessions: The total daily net change for the last 20 sessions.

DISCLAIMER:

The information contained was obtained from various public sources believed to be reliable, but we do not guarantee its accuracy. Wasata Financial Securities makes no representations or warranties (express or implied) regarding the data and information provided and Wasata Financial Securities does not represent that the information content of this document is complete, or free from any error, not misleading, or fit for any particular purpose. This report document provides general information only. Neither the information nor any opinion expressed constitutes an offer or an invitation to make an offer, to buy or sell any securities or other investment products related to such securities or investments.

This report document contained is subject to change without prior notice. Wasata assumes no responsibility to update the information in this report document.



Prepared by Financial Advisory Department


وساطة
WASATA
للأوراق المالية
FINANCIAL SECURITIES

+974 44498880

ramzi.qasmieh@Wasata.qa