



## Daily Report for Ownership Changes

10<sup>th</sup> of July 2023 Session

Company	10-Jul											
	Qatari				GCC				Foreigners			
	Daily Chg.	Last 5 Sessions Chg.	Last 10 Sessions Chg.	Last 20 Sessions Chg.	Daily Chg.	Last 5 Sessions Chg.	Last 10 Sessions Chg.	Last 20 Sessions Chg.	Daily Chg.	Last 5 Sessions Chg.	Last 10 Sessions Chg.	Last 20 Sessions Chg.
QNBK	992,550	560,677	-37,928,288	-39,802,162	100,000	-36,855	34,102	57,157	-1,093,339	-523,650	37,894,186	39,745,005
QIBK	348,111	-466,519	-9,297,367	-9,864,078	0	850	1,160	62,810	-348,111	465,669	9,296,207	9,801,268
CBQK	974,925	662,486	-58,137,977	-56,859,515	0	56,237	428,387	462,587	-974,925	-719,434	57,709,590	56,396,928
DHBK	252,996	-167,091	-58,481,010	-55,315,135	160,382	66,256	509,054	345,062	-413,378	100,825	57,971,956	54,970,073
ABQK	0	0	-639,857	-639,857	0	456	456	456	0	-456	639,401	639,401
QIHK	237,828	142,764	-1,235,293	-1,433,181	0	5,000	-200,000	-200,000	-237,828	-147,764	1,435,293	1,633,181
MARK	787,438	4,467,256	-49,309,359	-39,596,465	103,000	87,631	12,682	-156,216	-890,438	-4,554,887	49,296,677	39,752,681
DUBK	-2,897,947	-10,050,590	-12,919,760	-26,402,811	-7,887	-7,887	-7,887	-7,887	2,905,834	10,058,477	12,927,647	26,410,698
QFBQ	-671,549	-1,136,777	120,750	2,077,473	-28,250	-171,200	-209,963	-739,134	699,799	1,307,977	89,213	-1,338,339
NLCS	250,112	-140,186	-6,127,559	-6,183,155	-101,650	-53,432	-201,718	-78,052	-148,462	193,618	6,329,277	6,261,207
DBIS	-6,650	-77,798	-2,763,804	-2,396,309	0	-32,000	-72,000	-72,244	6,650	109,798	2,835,804	2,468,553
QOIS	567,756	-367,540	-80,145	1,139,628	51,866	11,498	-122,435	-205,459	-619,622	356,042	202,580	-934,169
IHGS	51,931	290,655	350,494	-62,386	0	-60,873	-155,471	-15,967	-51,931	-229,782	-195,023	78,353
ZHCD	-617	-1,304	-1,496	185	0	0	-3,000	0	617	1,304	4,496	-185
QGMG	-613,803	-1,128,365	-1,060,296	-509,960	-347,909	-140,168	53,919	-224,187	961,712	1,268,533	1,006,377	734,147
SIIS	2,301,636	2,269,691	4,215,083	6,495,423	0	-378,215	637,043	265,216	-2,301,636	-1,891,476	-4,852,126	-6,760,639
BLDN	76,576	-597,292	-1,375,370	-2,220,304	0	0	-2,887	250,385	-76,576	597,292	1,342,688	1,969,919
MCGS	64,256	-143,915	-276,180	-288,411	0	0	0	0	-64,256	143,915	276,180	288,411
QCFS	0	0	-3,570	-1,034	0	0	0	0	0	0	3,570	1,034
QFLS	39,021	-136,347	-868,644	-1,171,904	0	0	0	2,698	-39,021	136,347	868,644	1,169,206
WDAM	-1,106,161	3,083,141	3,102,078	1,676,352	219,396	331,353	330,983	174,891	886,765	-3,414,494	-3,433,061	-1,851,243
MCCS	186,230	329,456	-27,556	288,610	0	0	154,309	221,129	-186,230	-329,456	-126,753	-509,739
MERS	-4,723	-140,337	-168,727	19,544	695	695	695	1,385	4,028	139,642	168,032	-20,929
QIMD	0	32,000	125,500	-144,326	0	0	21,076	100,000	0	-32,000	-146,576	44,326
QNCD	-48,294	-78,077	-107,252	-35,292	0	0	47,625	96,625	48,294	78,077	59,627	-61,333

									10-Jul			
Company	Qatari				GCC				Foreigners			
	Daily Chg.	Last 5 Sessions Chg.	Last 10 Sessions Chg.	Last 20 Sessions Chg.	Daily Chg.	Last 5 Sessions Chg.	Last 10 Sessions Chg.	Last 20 Sessions Chg.	Daily Chg.	Last 5 Sessions Chg.	Last 10 Sessions Chg.	Last 20 Sessions Chg.
IOCD	-321,042	-2,500,458	-16,004,904	-14,993,216	1,611	8,118	26,339	-91,919	319,431	2,490,799	15,978,565	15,085,135
QIGD	-9,067	-103,419	336,388	1,874,553	0	43,431	34,431	21,209	9,067	59,988	-370,819	-1,895,762
QEWS	159,839	23,439	-926,143	-1,288,079	0	1,938	1,938	12,236	-159,839	-25,377	924,205	1,275,843
AHCS	34,505	654,953	3,504,922	3,051,563	0	0	0	0	-34,505	-654,953	-3,504,922	-3,051,563
GISS	493,920	-1,495,286	-6,250,833	-7,698,202	50,201	-2,284	-71,181	-100,679	-544,121	1,497,570	6,322,014	7,798,881
MPHC	227,651	2,052,991	1,087,879	4,729,834	0	46,194	-8,559	91,441	-227,651	-2,099,185	-1,079,320	-4,821,275
IGRD	-366,928	-3,063,743	-2,507,863	-1,498,171	29,193	10,095	-1,455	-102,545	337,735	3,053,648	2,509,318	1,600,716
QAMC	2,174,254	5,236,059	-423,314	872,149	901	-9,794	580,664	1,282,690	-2,175,155	-5,226,265	-157,350	-2,154,839
QATI	47,980	-2,188,654	-16,923,428	-18,743,965	0	-64,000	-105,000	-244,301	-47,980	2,252,654	17,028,428	18,988,266
DOHI	125,995	184,600	-728,929	-388,586	0	0	-35,000	-415,141	-125,995	-184,600	763,929	803,727
QGRI	-57	-140	-140	23,692	0	0	0	-1,085	57	140	140	-22,607
AKHI	-21,943	386,475	-647,049	-814,590	0	0	0	-15,484	21,943	-386,475	647,049	830,074
QISI	-1,185	-16,077	-43,809	-65,015	0	0	0	0	1,185	16,077	43,809	65,015
BEMA	-500	-5,452	10,679	7,981	0	0	0	3,000	500	5,452	-10,679	-10,981
QLMI	0	-49,288	-733,855	-849,166	0	0	25,844	25,844	0	49,288	708,011	823,322
UDCD	-625,230	-2,263,576	-4,735,009	-7,319,177	0	0	310,000	361,712	625,230	2,263,576	4,425,009	6,957,465
BRES	-235,670	179,724	-11,022,074	-10,260,706	-3,426	9,250	-8,310	-7,376	239,096	-188,974	11,030,384	10,268,082
ERES	442,325	-504,455	545,197	-76,696	0	-200,000	-126,227	28,887	-442,325	704,455	-418,970	47,809
MRDS	-341,608	-1,483,972	-3,018,439	-2,447,954	-191,185	-83,587	-84,795	122,818	532,793	1,567,559	3,103,234	2,325,136
ORDS	55,860	-862,813	-1,366,839	-1,705,165	0	-68,733	-78,733	-195,280	-56,556	931,546	1,435,073	1,900,445
VFQS	-1,050,760	-909,718	-9,481,175	-16,976,662	0	-40,000	268,500	327,930	1,050,760	949,718	9,212,697	16,648,732
QNNS	1,075	472,243	-13,319,618	-11,668,346	0	5,000	5,000	5,000	-1,075	-477,243	13,314,618	11,663,346
GWCS	30,164	692,484	628,400	2,151,108	0	56	74	8,894	-30,164	-692,540	-628,474	-2,160,002
QGTS	250,654	-584,762	-30,641,443	-41,274,146	0	-3,055	-51,185	-243,573	-250,654	587,817	30,692,628	41,517,719

## Trading values by nationality for the last Session

Nationality	Purchasing Value	Selling Value	Difference
Qataris	231.56	209.84	21.72
GCC	72.03	13.91	58.12
Arab	40.89	45.66	-4.77
Foreigners	88.41	163.49	-75.08
Total	432.89	432.89	0.00

In million QAR

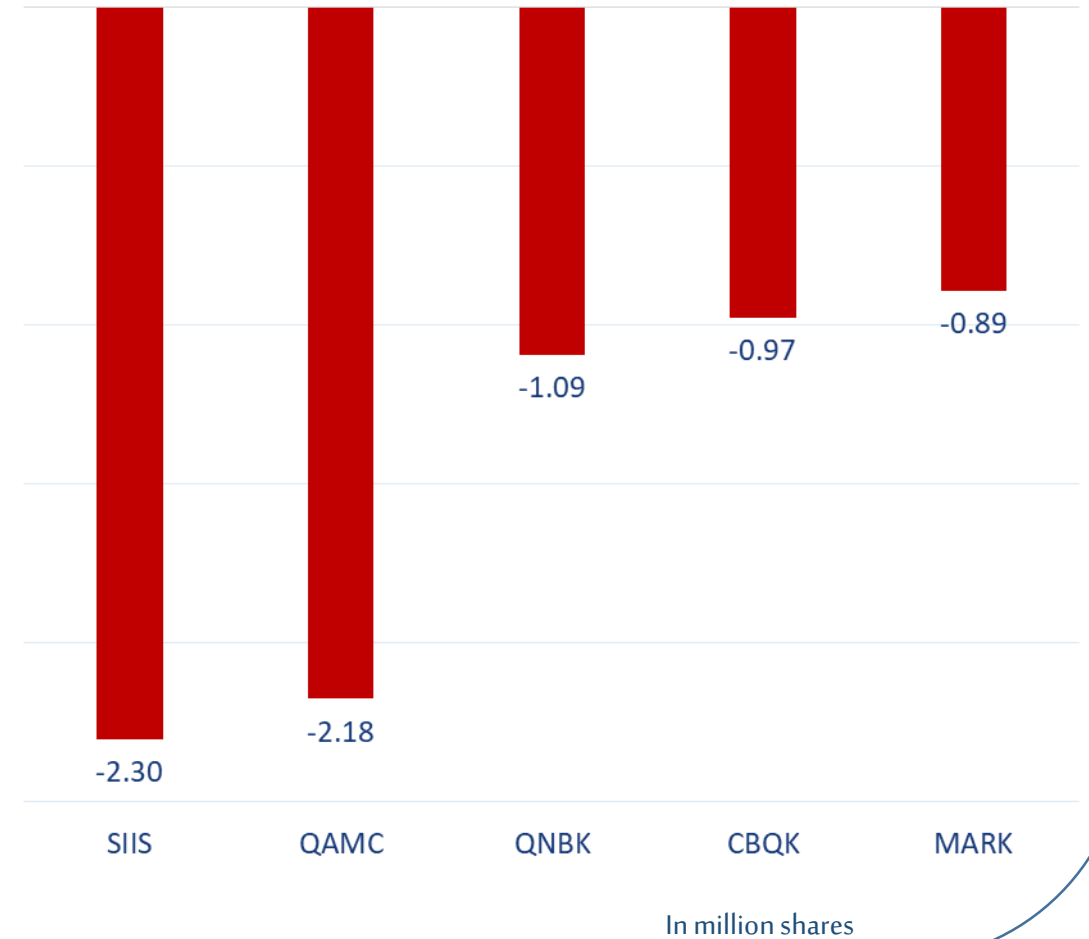
## Trading by nationality for the last Session

Nationality	Buy %	Sell %	Net
Qataris	53.49%	48.47%	5.02%
GCC	16.64%	3.21%	13.43%
Arab	9.45%	10.55%	-1.10%
Foreigners	20.42%	37.77%	-17.34%

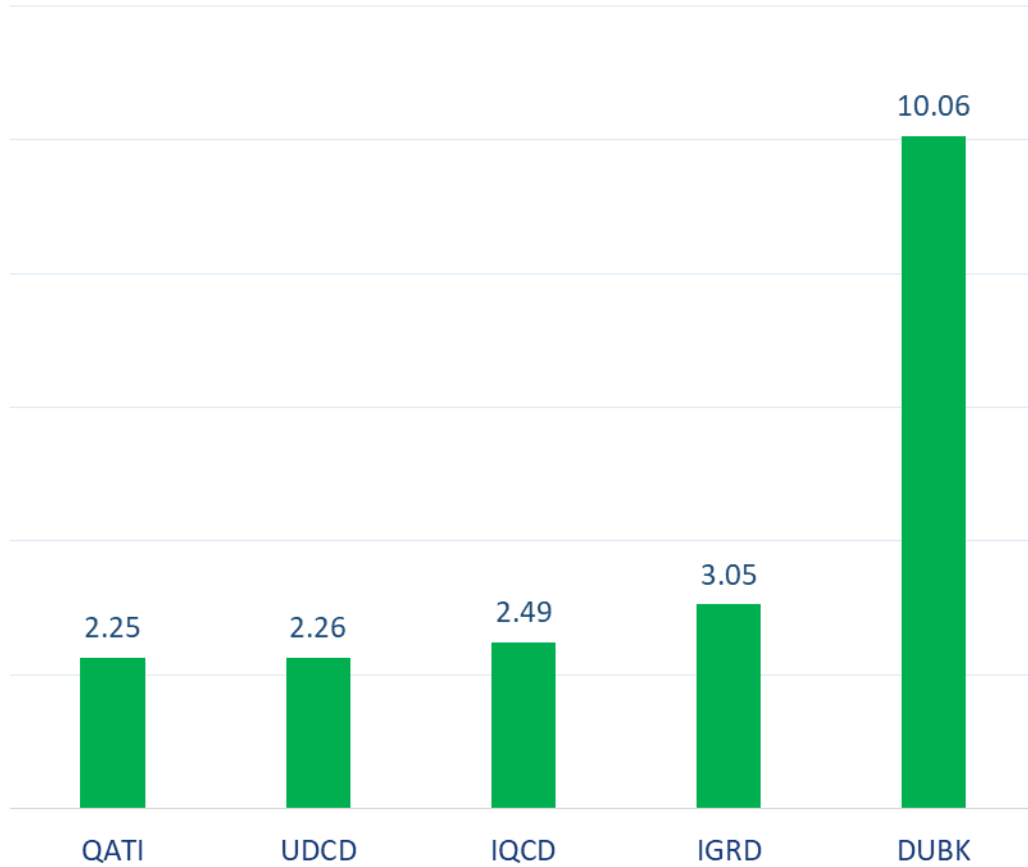
### Top 5 Companies bought (net) by **Foreigners** in the last session



### Top 5 Companies sold (net) by **Foreigners** in the last session

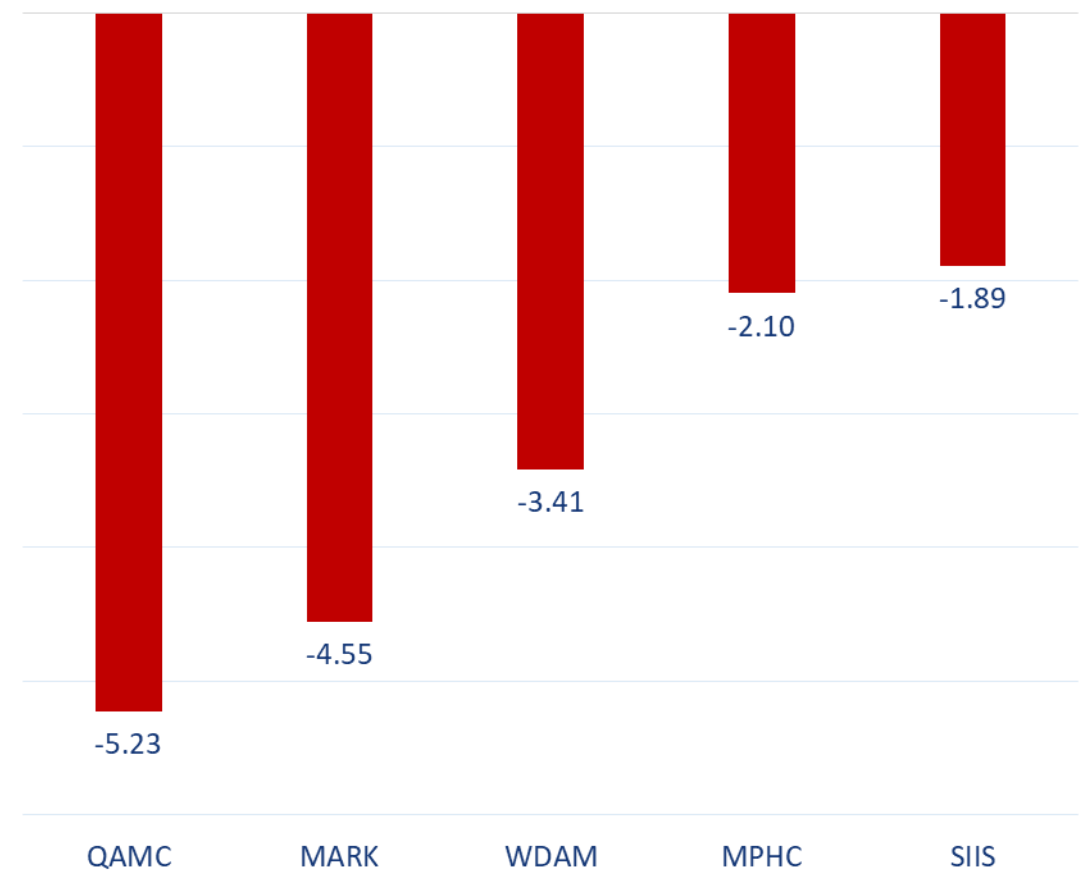


Top 5 Companies bought (net) by **Foreigners** over the last week



In million shares

Top 5 Companies sold (net) by **Foreigners** over the last week



In million shares



The figures represent a change in the number of shares.

Daily Change: The net change between 10<sup>th</sup> and 9<sup>th</sup> of July trading sessions

Change for the last 5 sessions: The total daily net change for the last 5 sessions.

Change for the last 10 sessions: The total daily net change for the last 10 sessions.

Change for the last 20 sessions: The total daily net change for the last 20 sessions.

## **DISCLAIMER:**

The information contained was obtained from various public sources believed to be reliable, but we do not guarantee its accuracy. Wasata Financial Securities makes no representations or warranties (express or implied) regarding the data and information provided and Wasata Financial Securities does not represent that the information content of this document is complete, or free from any error, not misleading, or fit for any particular purpose. This report document provides general information only. Neither the information nor any opinion expressed constitutes an offer or an invitation to make an offer, to buy or sell any securities or other investment products related to such securities or investments.

This report document contained is subject to change without prior notice. Wasata assumes no responsibility to update the information in this report document.





Prepared by Financial Advisory Department

  
وساطة  
WASATA  
للأوراق المالية  
FINANCIAL SECURITIES

+974 44498880

[ramzi.qasmieh@Wasata.qa](mailto:ramzi.qasmieh@Wasata.qa)