



Daily Report for Ownership Changes

11th of July 2023 Session

									11-Jul			
Company	Qatari				GCC				Foreigners			
	Daily Chg.	Last 5 Sessions Chg.	Last 10 Sessions Chg.	Last 20 Sessions Chg.	Daily Chg.	Last 5 Sessions Chg.	Last 10 Sessions Chg.	Last 20 Sessions Chg.	Daily Chg.	Last 5 Sessions Chg.	Last 10 Sessions Chg.	Last 20 Sessions Chg.
QNBK	462,756	1,296,571	-36,475,475	-39,748,815	150,000	111,045	173,702	204,223	-612,756	-1,407,616	36,301,773	39,544,592
QIBK	133,412	-150,528	-8,959,144	-9,751,443	0	-1,000	900	37,947	-133,412	151,528	8,955,034	9,713,496
CBQK	299,852	848,070	-57,778,298	-56,472,078	0	56,237	411,287	462,587	-299,852	-945,218	57,367,515	56,009,491
DHBK	-465,582	-554,063	-58,557,309	-56,197,266	-6,000	160,256	316,438	383,062	471,582	393,797	58,240,871	55,814,204
ABQK	100	100	-639,757	-639,757	0	456	456	456	-100	-556	639,301	639,301
QIIK	-39,709	120,893	-1,254,027	-1,529,854	-1,550	3,450	-201,550	-201,550	41,259	-124,343	1,455,577	1,731,404
MARK	3,266,409	6,670,394	-44,697,949	-38,762,158	-6,440	84,575	1,860	-143,263	-3,259,969	-6,754,969	44,696,089	38,881,640
DUBK	367,386	-7,810,885	-12,144,725	-25,000,746	1,887	-6,000	-6,000	-6,000	-369,273	7,816,885	12,150,725	25,006,746
QFBQ	1,309,021	-80,872	26,487	3,143,690	0	-174,358	-148,938	-739,134	-1,309,021	255,230	122,451	-2,404,556
NLCS	-698,868	-702,770	-6,540,294	-7,978,394	63,710	50,278	-158,478	-126,701	635,158	652,492	6,698,772	8,105,095
DBIS	-71,870	-253,519	-3,270,317	-2,154,841	0	-32,000	-72,000	-71,994	71,870	285,519	3,342,317	2,226,835
QOIS	27,450	-261,860	-841,196	1,570,057	-7,450	4,048	-131,624	-241,698	-20,000	257,812	972,820	-1,328,359
IHGS	-25,436	131,120	310,540	77,397	0	0	-155,471	-3,304	25,436	-131,120	-155,069	-74,093
ZHCD	6,000	4,696	4,504	6,266	0	0	-3,000	0	-6,000	-4,696	-1,504	-6,266
QGMG	1,024,689	223,982	-409,166	-103,185	0	-223,344	38,753	-219,837	-1,024,689	-638	370,413	323,022
SIIS	-1,491,934	5,174,197	2,452,400	6,003,269	-28,136	-295,109	609,907	181,080	1,520,070	-4,879,088	-3,062,307	-6,184,349
BLDN	-4,383	-70,021	-1,765,833	-2,365,093	0	0	-3,998	250,385	4,383	50,456	1,769,831	2,114,708
MCGS	-37,233	-23,299	-295,322	-282,250	0	0	0	0	37,233	23,299	295,322	282,250
QCFS	0	0	0	-2,984	0	0	0	0	0	0	0	2,984
QFLS	27,831	-79,846	-777,229	-1,144,036	0	0	0	2,198	-27,831	79,846	777,229	1,134,817
WDAM	-1,217,141	571,787	1,508,349	917,895	12,875	349,216	344,228	310,856	1,204,266	-921,003	-1,852,577	-1,228,751
MCCS	-194,100	51,949	-248,652	112,676	50,000	50,000	203,367	271,129	144,100	-101,949	45,285	-383,805
MERS	-161,199	-295,686	-332,919	-142,621	0	695	695	1,385	161,199	294,991	332,224	141,236
QIMD	97	32,097	121,673	-118,489	0	0	0	99,716	-97	-32,097	-121,673	18,773
QNCD	27,856	-14,280	-219	-80,003	12	12	23,137	96,637	-27,868	14,268	-22,918	-16,634

									11-Jul			
Company	Qatari				GCC				Foreigners			
	Daily Chg.	Last 5 Sessions Chg.	Last 10 Sessions Chg.	Last 20 Sessions Chg.	Daily Chg.	Last 5 Sessions Chg.	Last 10 Sessions Chg.	Last 20 Sessions Chg.	Daily Chg.	Last 5 Sessions Chg.	Last 10 Sessions Chg.	Last 20 Sessions Chg.
IQCD	-700,663	-2,503,236	-16,504,057	-15,543,893	111	5,389	17,562	-65,970	700,552	2,497,847	16,486,495	15,609,863
QIGD	-22,668	-98,521	-110,236	1,904,793	0	43,431	43,431	21,209	22,668	55,090	66,805	-1,926,002
QEWS	16,361	53,469	-1,031,234	-1,281,602	0	0	1,938	12,236	-16,361	-53,469	1,029,296	1,269,366
AHCS	-143,142	-49,526	2,941,218	3,099,361	0	0	0	0	143,142	49,526	-2,941,218	-3,099,361
GISS	285,532	-262,969	-7,086,629	-7,249,542	0	-7,284	-71,181	-100,679	-285,532	270,253	7,157,810	7,350,221
MPHC	-559,514	1,429,012	433,064	4,585,179	0	46,194	30,691	91,441	559,514	-1,475,206	-463,755	-4,676,620
IGRD	-822,234	-3,146,850	-3,549,744	-2,735,468	9,191	-103,355	7,736	-38,662	813,043	3,250,205	3,542,008	2,774,130
QAMC	1,709,048	6,937,834	11,011,342	2,806,739	-29,500	-25,474	-61,917	1,220,259	-1,679,548	-6,912,360	-10,949,425	-4,026,998
QATI	42,543	-1,974,288	-16,964,631	-18,774,828	0	-40,000	0	-155,000	-42,543	2,014,288	16,964,631	18,929,828
DOHI	-28,120	166,540	-761,299	-426,636	0	0	0	-415,141	28,120	-166,540	761,299	841,777
QGRI	5,648	5,508	5,508	29,341	0	0	0	-1,085	-5,648	-5,508	-5,508	-28,256
AKHI	13,016	440,801	-419,560	-723,297	0	0	0	-16,689	-13,016	-440,801	419,560	739,986
QISI	-4,932	-21,009	-22,009	-69,947	0	0	0	0	4,932	21,009	22,009	69,947
BEMA	0	-9,267	8,679	7,896	0	0	0	3,000	0	9,267	-8,679	-10,896
QLMI	-60,500	-109,788	-686,175	-909,666	50,000	50,000	75,844	75,844	10,500	59,788	610,331	833,822
UDCD	-37,062	-1,376,009	-4,758,228	-7,357,894	0	0	210,000	381,421	37,062	1,376,009	4,548,228	6,976,473
BRES	143,295	292,368	-11,641,716	-9,830,385	-1,808	-5,208	2,442	-9,241	-141,487	-287,160	11,639,274	9,839,626
ERES	-204,424	-615,444	-1,529,589	-324,240	0	-200,000	-126,227	23,384	204,424	815,444	1,655,816	300,856
MRDS	3,515,133	474,587	393,779	-3,015,027	317,971	92,719	133,698	316,989	-3,833,104	-567,306	-527,477	2,698,038
ORDS	29,923	-800,424	-1,257,189	-1,816,088	0	-88,781	-78,733	-194,314	-29,923	889,205	1,346,028	2,022,819
VFQS	-7,281,970	-8,072,869	-16,500,244	-24,466,694	0	-40,000	214,000	329,649	7,281,970	8,112,869	16,286,244	24,137,045
QNNS	-47,141	404,790	-13,438,065	-11,776,852	0	5,000	5,000	5,000	47,141	-409,790	13,433,065	11,771,852
GWCS	12,340	758,542	82,567	2,028,283	0	56	74	8,894	-12,340	-758,598	-82,641	-2,037,177
QGTS	-344,721	-371,360	-30,149,537	-40,921,226	1,109	23,054	8,994	-242,464	343,612	348,306	30,140,543	41,163,690

Trading values by nationality for the last Session

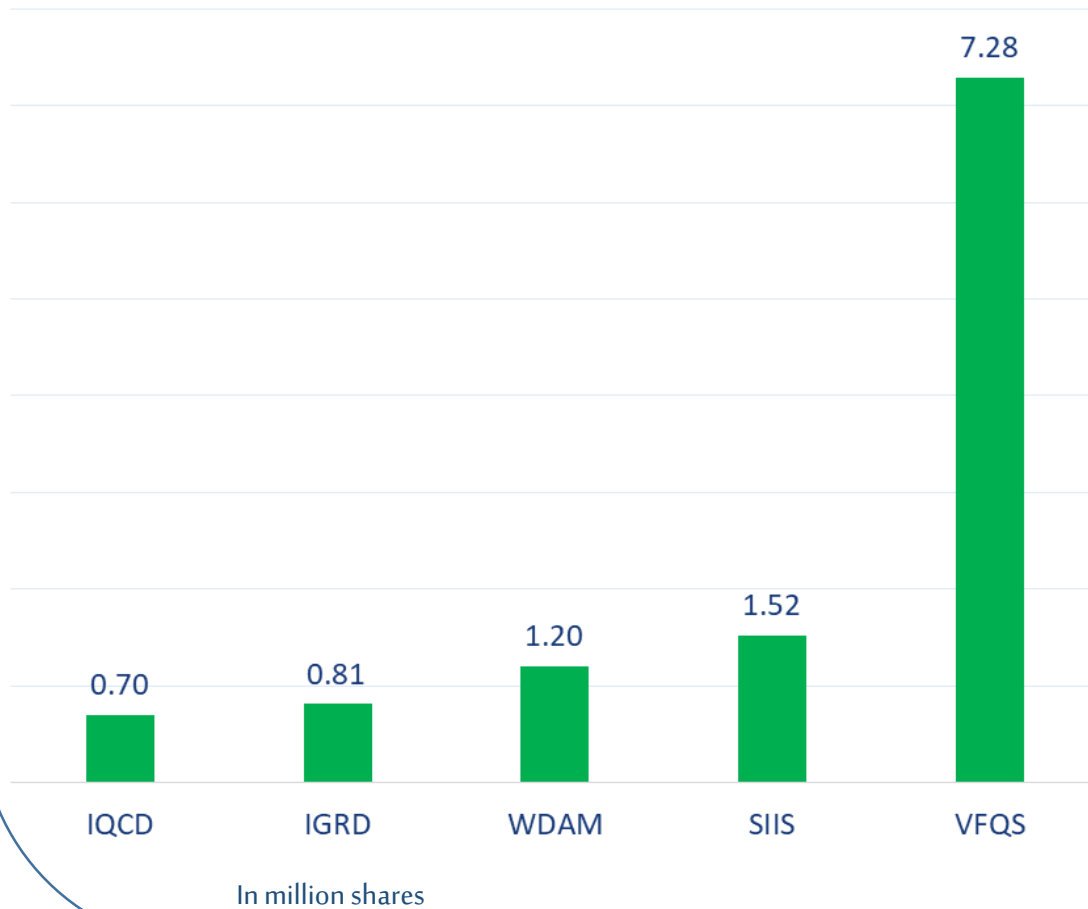
Nationality	Purchasing Value	Selling Value	Difference
Qataris	224.03	227.83	-3.80
GCC	47.84	8.48	39.36
Arab	45.81	45.38	0.43
Foreigners	85.76	121.75	-35.99
Total	403.43	403.43	0.00

In million QAR

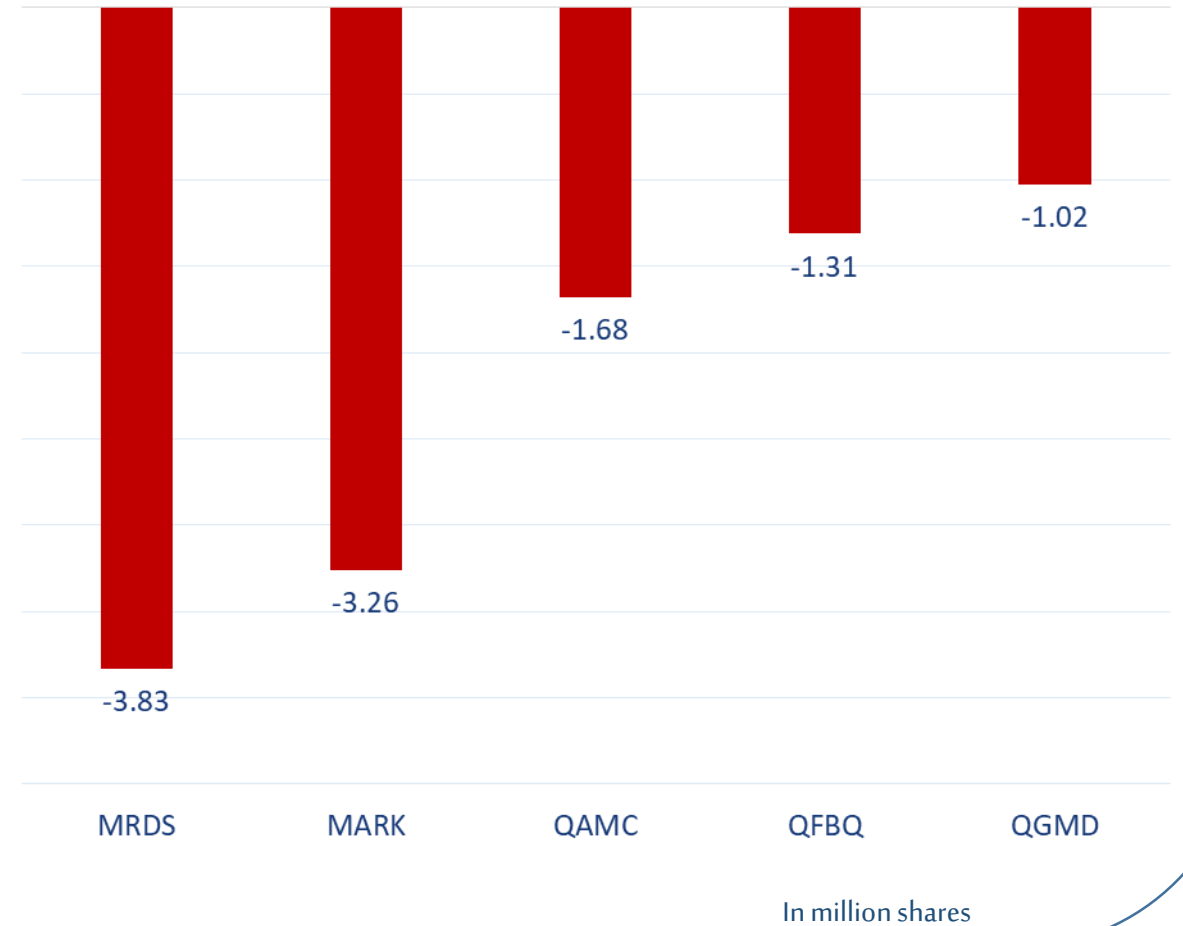
Trading by nationality for the last Session

Nationality	Buy %	Sell %	Net
Qataris	55.53%	56.47%	-0.94%
GCC	11.86%	2.10%	9.76%
Arab	11.36%	11.25%	0.11%
Foreigners	21.26%	30.18%	-8.92%

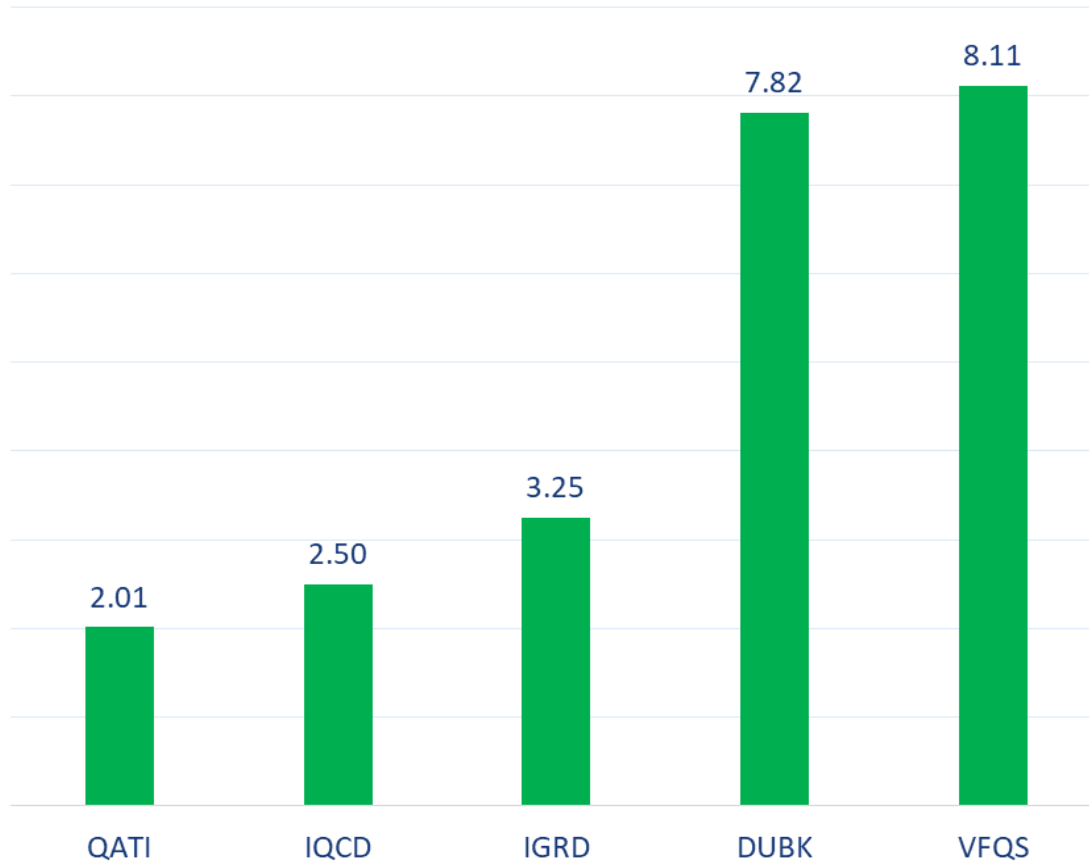
Top 5 Companies bought (net) by **Foreigners** in the last session



Top 5 Companies sold (net) by **Foreigners** in the last session

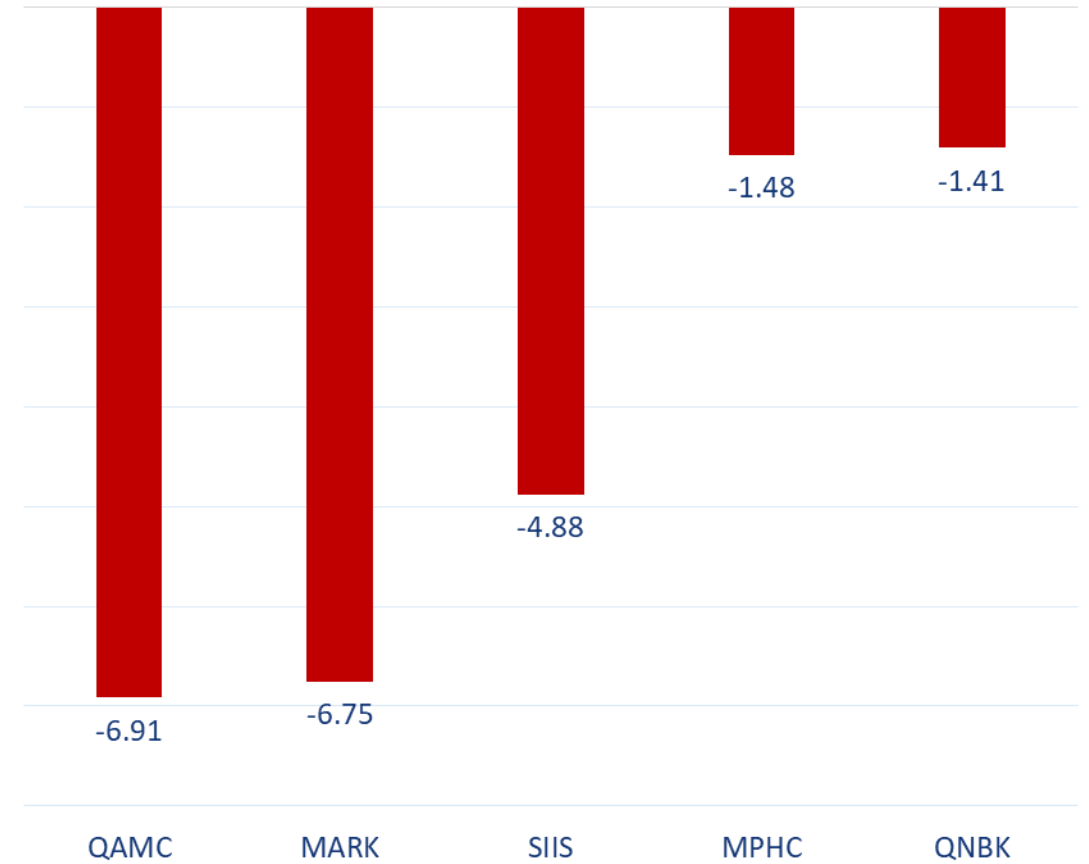


Top 5 Companies bought (net) by **Foreigners** over the last week



In million shares

Top 5 Companies sold (net) by **Foreigners** over the last week



In million shares



The figures represent a change in the number of shares.

Daily Change: The net change between 11th and 10th of July trading sessions

Change for the last 5 sessions: The total daily net change for the last 5 sessions.

Change for the last 10 sessions: The total daily net change for the last 10 sessions.

Change for the last 20 sessions: The total daily net change for the last 20 sessions.

DISCLAIMER:

The information contained was obtained from various public sources believed to be reliable, but we do not guarantee its accuracy. Wasata Financial Securities makes no representations or warranties (express or implied) regarding the data and information provided and Wasata Financial Securities does not represent that the information content of this document is complete, or free from any error, not misleading, or fit for any particular purpose. This report document provides general information only. Neither the information nor any opinion expressed constitutes an offer or an invitation to make an offer, to buy or sell any securities or other investment products related to such securities or investments.

This report document contained is subject to change without prior notice. Wasata assumes no responsibility to update the information in this report document.



Prepared by Financial Advisory Department


للأوراق المالية
FINANCIAL SECURITIES

+974 44498880

ramzi.qasmieh@Wasata.qa