



Daily Report for Ownership Changes

12th of July 2023 Session

Company									12-Jul			
	Qatari				GCC				Foreigners			
	Daily Chg.	Last 5 Sessions Chg.	Last 10 Sessions Chg.	Last 20 Sessions Chg.	Daily Chg.	Last 5 Sessions Chg.	Last 10 Sessions Chg.	Last 20 Sessions Chg.	Daily Chg.	Last 5 Sessions Chg.	Last 10 Sessions Chg.	Last 20 Sessions Chg.
QNBK	763,897	2,155,137	-35,724,144	-38,865,211	5,096	166,141	168,798	209,319	-768,993	-2,321,278	35,555,518	38,654,207
QIBK	116,686	352,315	-9,132,767	-9,715,889	7,225	7,225	8,075	38,878	-123,911	-359,540	9,124,692	9,659,458
CBQK	-244,925	862,526	-57,775,219	-56,627,443	100,000	156,237	494,237	562,587	144,925	-1,018,763	57,280,982	56,064,856
DHBK	-35,185	-496,514	-58,877,878	-56,353,762	0	160,256	266,438	392,373	35,185	336,258	58,293,355	55,886,649
ABQK	0	100	-639,757	-639,757	0	456	456	456	0	-556	639,301	639,301
QIIK	-261,308	-96,668	-1,419,716	-2,152,846	0	3,450	-201,550	-201,550	261,308	93,218	1,621,266	2,354,396
MARK	137,471	5,943,658	-45,164,048	-40,357,925	46,922	127,064	78,291	-39,062	-184,393	-6,070,722	45,085,757	40,396,987
DUBK	-1,383,311	-6,746,976	-13,451,501	-25,129,771	-5,000	-11,000	-11,000	-11,000	1,388,311	6,757,976	13,462,501	25,140,771
QFBO	-445,270	-1,225,611	-420,440	2,847,465	0	-174,358	-184,638	-739,134	445,270	1,399,969	605,078	-2,108,331
NLCS	-48,268	-1,394,457	-6,339,916	-10,915,246	91,094	39,573	-4,576	-35,607	-42,826	1,354,884	6,344,492	10,950,853
DBIS	-396,154	-582,588	-3,723,175	-2,717,095	0	0	-42,000	-72,000	396,154	582,588	3,765,175	2,789,095
QOIS	-277,716	-1,033,375	-1,321,226	1,276,113	-34,200	10,216	-89,160	-275,898	311,916	1,023,159	1,410,386	-1,000,215
IHGS	70,363	242,277	285,826	138,253	0	0	-30,570	-2,524	-70,363	-242,277	-255,256	-135,729
ZHCD	0	5,446	2,501	5,192	0	0	-1,000	0	0	-5,446	-1,501	-5,192
QGMD	342,013	1,688,617	479,308	140,967	18,276	-440,694	-51,790	37,974	-360,289	-1,247,923	-427,518	-178,941
SIIS	-497,848	4,545,018	349,949	5,446,067	-6,138	-81,840	618,118	190,359	503,986	-4,463,178	-968,067	-5,636,426
BLDN	-108,826	-120,018	-834,083	-3,016,514	10,000	10,000	11,002	261,385	98,826	110,018	823,081	2,755,129
MCGS	-20,426	13,681	-292,996	-294,055	0	0	0	0	20,426	-13,681	292,996	294,055
QCFS	0	0	0	-2,984	0	0	0	0	0	0	0	2,984
QFLS	2,683	-9,765	-737,378	-1,123,282	-16	-16	-16	2,182	-2,667	9,781	737,394	1,122,609
WDAM	649,898	-228,335	2,678,136	1,554,370	-117,152	231,064	227,076	194,039	-532,746	-2,729	-2,905,212	-1,748,409
MCCS	-145,485	-128,296	-185,529	-521,524	0	50,000	50,000	271,129	145,485	78,296	135,529	250,395
MERS	-43,014	-320,559	-367,989	-183,140	0	695	695	1,385	43,014	319,864	367,294	181,755
QIMD	-53,400	-19,303	8,873	-163,826	5,400	5,400	5,400	97,053	48,000	13,903	-14,273	66,773
QNCD	11,193	-32,388	-26,826	-68,610	0	12	-1,863	96,637	-11,193	32,376	28,689	-28,027

									12-Jul			
Company	Qatari				GCC				Foreigners			
	Daily Chg.	Last 5 Sessions Chg.	Last 10 Sessions Chg.	Last 20 Sessions Chg.	Daily Chg.	Last 5 Sessions Chg.	Last 10 Sessions Chg.	Last 20 Sessions Chg.	Daily Chg.	Last 5 Sessions Chg.	Last 10 Sessions Chg.	Last 20 Sessions Chg.
IQCD	-75,808	-2,064,724	-17,097,036	-15,527,173	0	5,389	8,562	-66,308	75,808	2,059,335	17,088,474	15,593,481
QIGD	-1,022	559,465	-84,637	1,752,413	-43,400	-43,369	31	-47,191	44,422	-516,096	84,606	-1,705,222
QEWS	-863,394	-731,718	-1,946,407	-2,138,097	-2,000	-2,000	-62	-62	865,394	733,718	1,946,469	2,136,456
AHCS	-180,699	-348,879	2,768,976	2,827,182	9,500	9,500	9,500	9,500	171,199	339,379	-2,778,476	-2,836,682
GISS	-2,694,667	-1,048,990	-10,322,428	-9,913,856	0	42,347	-56,181	-101,829	2,694,667	1,006,643	10,378,609	10,015,685
MPHC	103,741	-249,157	384,349	4,743,091	0	28,500	45,194	71,441	-103,741	220,657	-429,543	-4,814,532
IGRD	-474,963	-3,454,567	-4,913,300	-3,039,048	62,799	114,659	70,535	77,568	412,164	3,339,908	4,842,765	2,961,480
QAMC	-29,269	4,320,519	6,426,490	2,978,193	27,000	24,926	-3,908	1,111,021	2,269	-4,345,445	-6,422,582	-4,089,214
QATI	13,351	-1,895,746	-17,039,605	-18,699,510	9,000	9,000	9,000	-158,000	-22,351	1,886,746	17,030,605	18,857,510
DOHI	30,345	210,630	-728,659	-409,004	-20	-20	-21,820	-413,247	-30,325	-210,610	750,479	822,251
QGRI	-29,706	-24,198	-24,198	-365	0	0	0	-1,085	29,706	24,198	24,198	1,450
AKHI	201,334	301,843	-131,727	-156,092	0	0	0	-16,689	-201,334	-301,843	131,727	172,781
QISI	4,000	-17,009	-18,302	-65,532	0	0	0	0	-4,000	17,009	18,302	65,532
BEMA	-1,133	-10,400	5,946	6,763	0	0	0	3,000	1,133	10,400	-5,946	-9,763
QLMI	18,410	-96,578	-227,608	-879,651	0	50,000	49,569	75,844	-18,410	46,578	178,039	803,807
UDCD	-79,909	-954,319	-3,664,018	-7,374,020	0	0	210,000	381,421	79,909	954,319	3,454,018	6,992,599
BRES	737,543	1,393,445	-10,705,935	-8,846,128	0	-5,208	17,442	-9,241	-737,543	-1,388,237	10,688,493	8,855,369
ERES	-22,066	1,240,329	-220,610	-49,685	0	-200,000	-326,227	24,384	22,066	-1,040,329	546,837	25,301
MRDS	1,070,283	1,841,725	1,598,122	-3,444,350	-25,000	181,786	8,698	312,202	-1,045,283	-2,023,511	-1,606,820	3,132,148
ORDS	268,666	-460,065	-1,080,786	-1,574,498	0	-88,781	-78,733	-194,314	-268,666	548,846	1,159,519	1,768,812
VFQS	-4,465,940	-12,577,840	-19,585,240	-28,862,696	0	0	160,000	345,911	4,465,940	12,577,840	19,425,240	28,516,785
QNNS	-23,508	352,336	-13,644,572	-12,255,770	0	5,000	5,000	5,000	23,508	-357,336	13,639,572	12,250,770
GWCS	60,576	794,345	212,534	2,138,200	0	56	56	8,894	-60,576	-794,401	-212,590	-2,147,094
QGTS	203,853	380,845	-29,352,054	-40,626,869	-26,369	-28,315	-24,815	-248,833	-177,484	-352,530	29,376,869	40,875,702

Trading values by nationality for the last Session

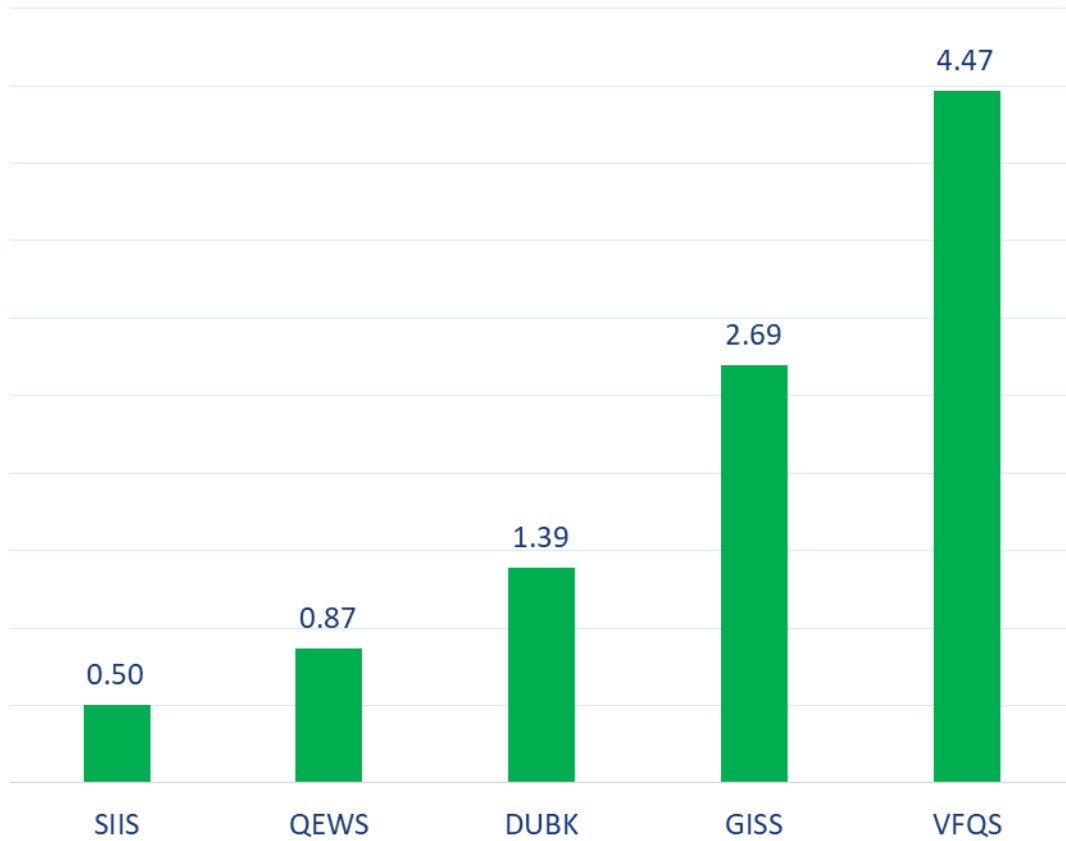
Nationality	Purchasing Value	Selling Value	Difference
Qataris	199.31	218.73	-19.42
GCC	26.11	15.29	10.82
Arab	55.90	54.38	1.52
Foreigners	111.50	104.42	7.08
Total	392.82	392.82	0.00

In million QAR

Trading by nationality for the last Session

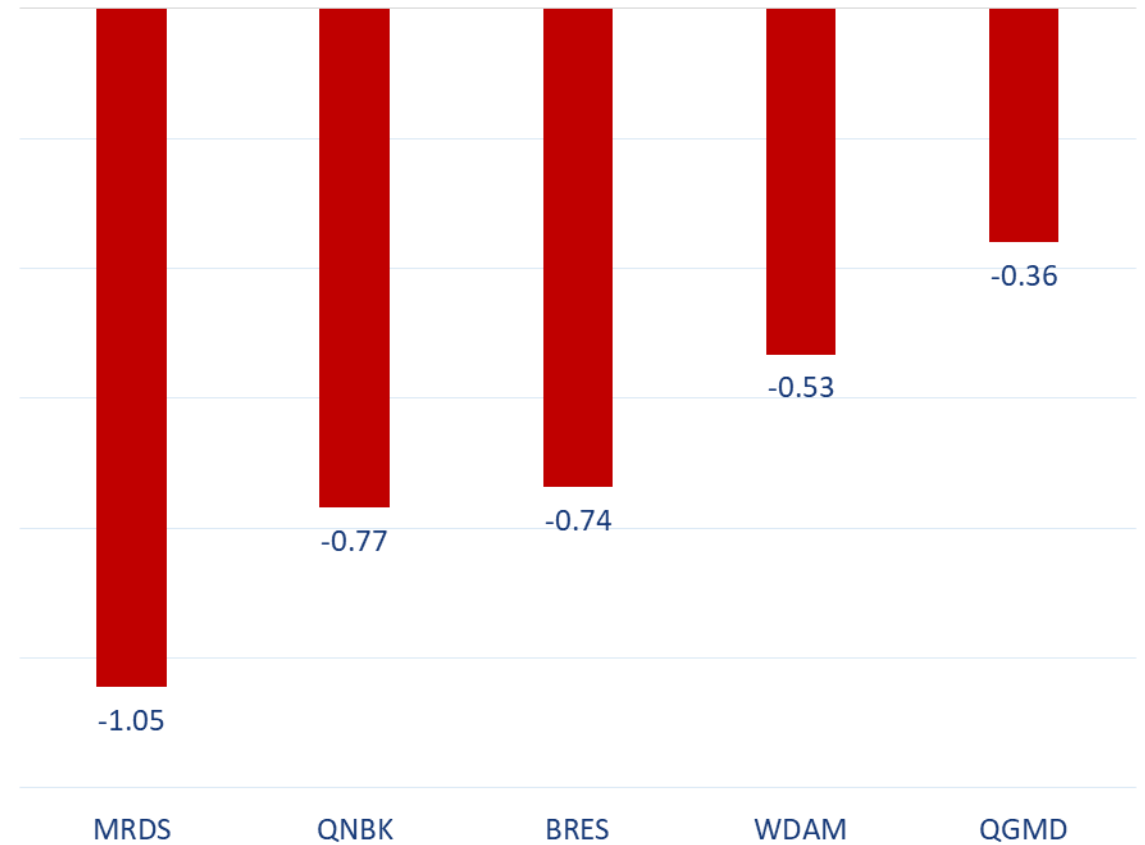
Nationality	Buy %	Sell %	Net
Qataris	50.74%	55.68%	-4.95%
GCC	6.65%	3.89%	2.75%
Arab	14.23%	13.84%	0.39%
Foreigners	28.39%	26.58%	1.80%

Top 5 Companies bought (net) by **Foreigners** in the last session



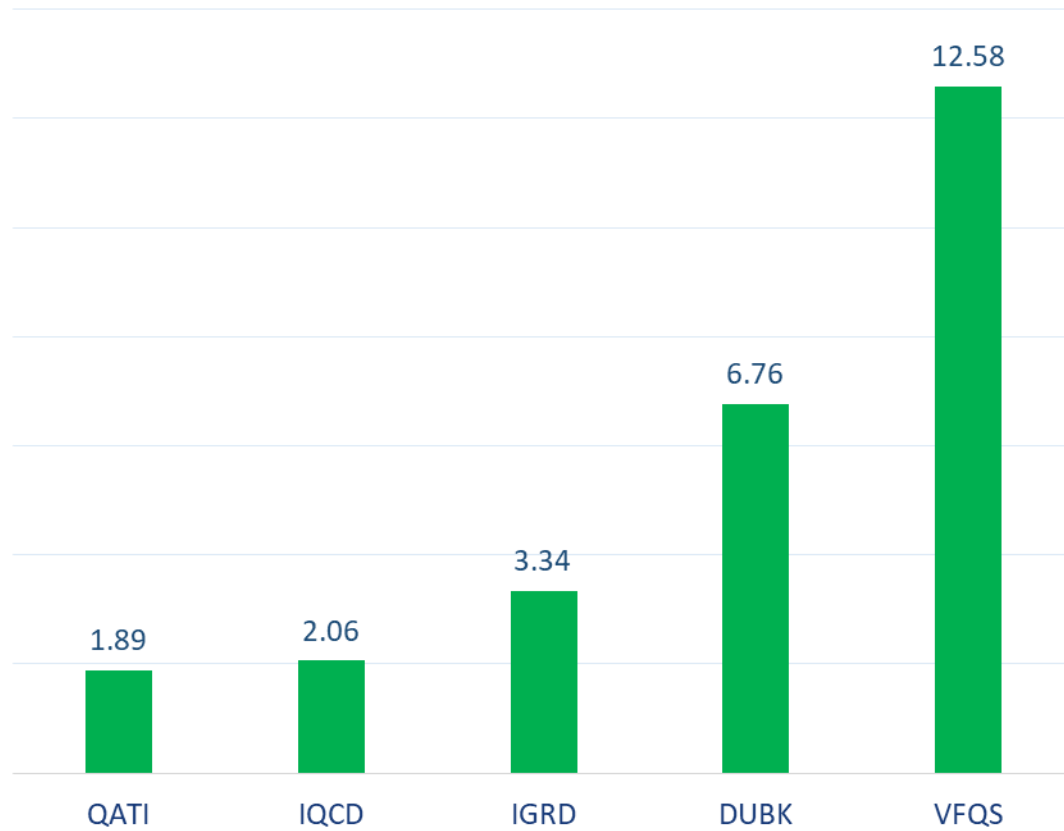
In million shares

Top 5 Companies sold (net) by **Foreigners** in the last session



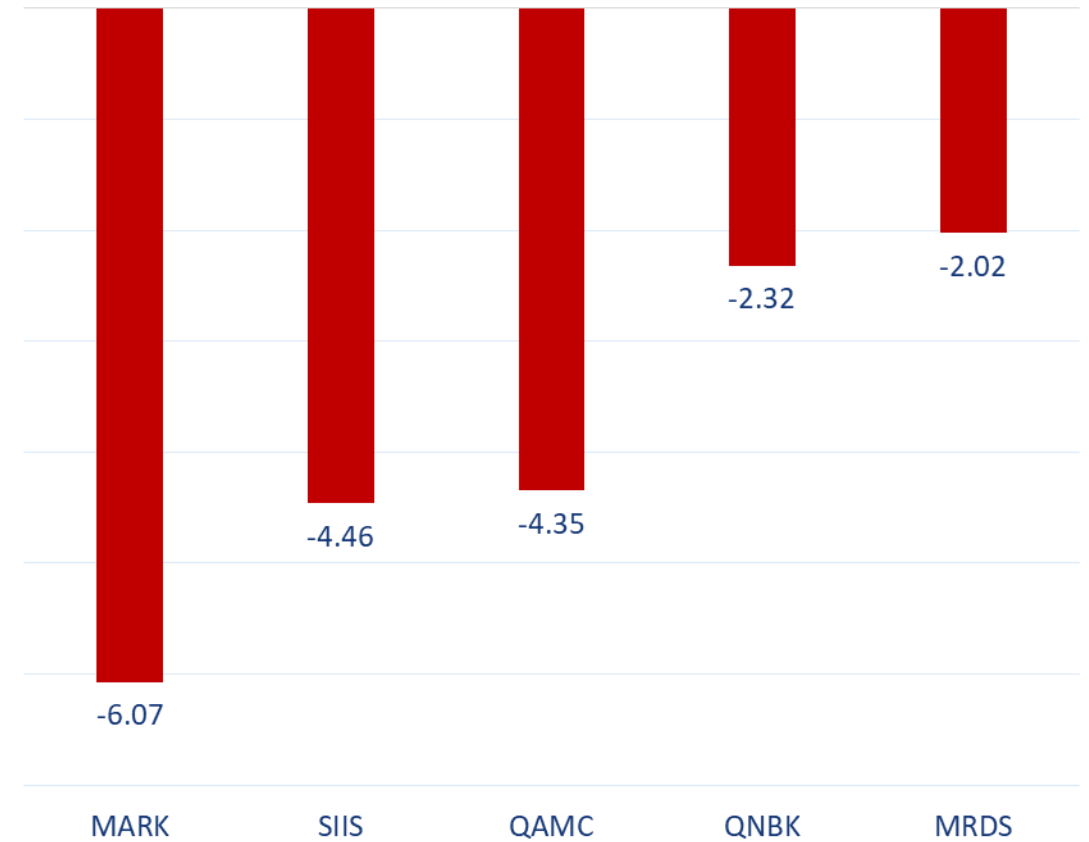
In million shares

Top 5 Companies bought (net) by **Foreigners** over the last week



In million shares

Top 5 Companies sold (net) by **Foreigners** over the last week



In million shares



The figures represent a change in the number of shares.

Daily Change: The net change between 12th and 11th of July trading sessions

Change for the last 5 sessions: The total daily net change for the last 5 sessions.

Change for the last 10 sessions: The total daily net change for the last 10 sessions.

Change for the last 20 sessions: The total daily net change for the last 20 sessions.

DISCLAIMER:

The information contained was obtained from various public sources believed to be reliable, but we do not guarantee its accuracy. Wasata Financial Securities makes no representations or warranties (express or implied) regarding the data and information provided and Wasata Financial Securities does not represent that the information content of this document is complete, or free from any error, not misleading, or fit for any particular purpose. This report document provides general information only. Neither the information nor any opinion expressed constitutes an offer or an invitation to make an offer, to buy or sell any securities or other investment products related to such securities or investments.

This report document contained is subject to change without prior notice. Wasata assumes no responsibility to update the information in this report document.



Prepared by Financial Advisory Department


للأوراق المالية
FINANCIAL SECURITIES

+974 44498880

ramzi.qasmieh@Wasata.qa