



Daily Report for Ownership Changes

16th of July 2023 Session

									16-Jul			
Company	Qatari				GCC				Foreigners			
	Daily Chg.	Last 5 Sessions Chg.	Last 10 Sessions Chg.	Last 20 Sessions Chg.	Daily Chg.	Last 5 Sessions Chg.	Last 10 Sessions Chg.	Last 20 Sessions Chg.	Daily Chg.	Last 5 Sessions Chg.	Last 10 Sessions Chg.	Last 20 Sessions Chg.
QNBK	-130,131	2,150,100	-35,836,668	-38,946,826	5,282	258,363	62,756	212,716	124,849	-2,409,252	35,774,084	38,734,282
QIBK	-229,667	353,287	-9,264,184	-10,325,414	0	2,325	3,175	33,834	229,667	-355,612	9,261,009	10,291,580
CBQK	-58,403	578,182	-58,287,897	-57,602,749	0	100,000	494,237	562,587	58,403	-678,182	57,792,949	57,040,162
DHBK	251,390	120,095	-58,444,716	-56,411,732	20,670	73,576	-19,400	260,412	-272,060	-193,671	58,464,116	56,151,320
ABQK	0	3,000	-636,857	-636,857	0	0	456	456	0	-3,000	636,401	636,401
QIHK	-34,707	-167,831	-1,418,542	-2,279,484	0	-1,550	-196,550	-201,550	34,707	169,381	1,615,092	2,481,034
MARK	140,732	5,846,417	-41,151,953	-41,560,714	-19,876	110,808	94,629	-28,810	-120,856	-5,957,225	41,057,324	41,589,524
DUBK	-569,824	-5,171,380	-13,010,835	-24,747,064	1,243	-13,272	-13,272	-13,272	568,581	5,184,652	13,024,107	24,760,336
QFBQ	158,600	315,848	-444,111	2,794,159	0	-28,250	-171,200	-739,134	-158,600	-287,598	615,311	-2,055,025
NLCS	-173,399	470	-7,218,226	-9,201,712	-2,000	54,257	9,845	73,791	175,399	-54,727	7,208,381	9,127,921
DBIS	210,151	245,540	-3,120,414	-2,077,503	0	0	-42,000	-72,000	-210,151	-245,540	3,162,414	2,149,503
QOIS	-425,262	131,279	-1,219,266	663,565	387,204	355,554	303,340	85,258	38,058	-486,833	915,926	-748,823
IHGS	-323,734	-273,577	-85,615	-147,574	0	0	-60,873	-94,904	323,734	273,577	146,488	242,478
ZHCD	0	4,813	3,510	4,178	0	0	-1,000	0	0	-4,813	-2,510	-4,178
OGMD	-756,930	412,435	-348,411	1,579,607	263,310	-249,603	-107,089	18,660	493,620	-162,832	455,500	-1,598,267
SIIS	110,946	-1,678,387	1,218,240	4,444,844	-750,092	-784,366	-1,211,221	-134,615	639,146	2,462,753	-7,019	-4,310,229
BLDN	-612,672	-458,887	-946,529	-4,501,651	0	10,000	-212	261,385	612,672	448,887	946,741	4,240,266
MCGS	-29,901	-42,246	-330,044	-411,373	0	0	0	0	29,901	42,246	330,044	411,373
QCFS	0	179	179	-2,805	0	0	0	0	0	-179	-179	2,805
QFLS	-26,282	91,409	-634,786	-1,153,433	0	-16	-16	2,182	26,282	-91,393	634,802	1,151,251
WDAM	455,396	-2,331,559	1,920,242	862,832	-200,224	-7,069	104,888	65,311	-255,172	2,338,628	-2,025,130	-928,143
MCCS	8,810	-45,336	124,543	-377,469	0	50,000	50,000	271,129	-8,810	-4,664	-174,543	106,340
MERS	-11,483	-223,149	-360,523	-212,905	0	695	695	1,385	11,483	222,454	359,828	211,520
QIMD	100	-51,723	-20,223	-144,837	0	5,400	5,400	96,053	-100	46,323	14,823	48,784
QNCD	-3,353	-73,081	-96,376	-123,368	0	12	-1,863	96,637	3,353	73,069	98,239	26,731

									16-Jul			
Company	Qatari				GCC				Foreigners			
	Daily Chg.	Last 5 Sessions Chg.	Last 10 Sessions Chg.	Last 20 Sessions Chg.	Daily Chg.	Last 5 Sessions Chg.	Last 10 Sessions Chg.	Last 20 Sessions Chg.	Daily Chg.	Last 5 Sessions Chg.	Last 10 Sessions Chg.	Last 20 Sessions Chg.
IQCD	-843,174	-2,809,896	-18,920,337	-17,260,670	984	-32,092	-25,252	-102,122	842,190	2,841,988	18,945,589	17,362,792
QIGD	6,467	-85,231	-22,313	1,394,994	-6,060	-49,460	-6,029	-66,870	-407	134,691	28,342	-1,328,124
QEWS	-64,504	-739,790	-1,888,478	-2,156,359	500	-1,500	438	438	64,004	741,290	1,888,040	2,155,921
AHCS	17,291	174,140	850,725	3,413,186	0	9,500	9,500	9,500	-17,291	-183,640	-860,225	-3,422,686
GISS	-857,978	-8,909,913	-14,063,250	-17,172,449	71,173	132,253	79,768	-29,679	786,805	8,777,660	13,983,482	17,202,128
MPHC	-807,244	-1,509,947	-185,913	2,824,500	-7,961	-17,694	28,500	53,747	815,205	1,527,641	157,413	-2,878,247
IGRD	840,555	-782,795	-3,408,580	-3,364,797	0	51,183	20,535	-83,306	-840,555	731,612	3,388,045	3,448,103
QAMC	-816,795	316,670	5,925,429	-808,351	391,340	424,291	415,706	1,398,258	425,455	-740,961	-6,341,135	-589,907
QATI	-141,433	-53,835	-17,199,358	-17,511,650	-49,000	1,000	-21,000	-230,054	190,433	52,835	17,220,358	17,741,704
DOHI	0	130,028	-814,703	-385,762	-30	-50	-50	-413,277	30	-129,978	814,753	799,039
QGRI	0	-24,115	-24,198	-5,465	0	0	0	-985	0	24,115	24,198	6,450
AKHI	-54,784	-133,428	223,812	-510,071	0	0	0	-38,241	54,784	133,428	-223,812	548,312
QISI	-1,800	-3,917	-18,809	-67,332	0	0	0	0	1,800	3,917	18,809	67,332
BEMA	0	-9,633	-4,476	-1,237	0	0	0	0	0	9,633	4,476	1,237
QLMI	-702	-20,404	-69,692	-854,965	0	50,000	50,000	75,844	702	-29,596	19,692	779,121
UDCD	56,663	-203,014	-3,017,845	-5,845,593	0	26,000	36,000	415,111	-56,663	177,014	2,981,845	5,430,482
BRES	170,516	758,004	-11,177,021	-9,818,906	7	-5,227	7,449	-9,369	-170,523	-752,777	11,169,572	9,828,275
ERES	-1,495,911	-1,425,787	-247,453	-985,677	0	0	-200,000	24,384	1,495,911	1,425,787	447,453	961,293
MRDS	357,553	6,432,264	3,860,979	-1,330,039	353,021	129,213	56,811	339,629	-710,574	-6,561,477	-3,917,790	990,410
ORDS	9,420	272,887	-787,631	-1,623,191	0	0	-78,733	-193,734	-9,420	-272,887	866,364	1,816,925
VFQS	143,825	-18,053,845	-22,392,028	-32,992,351	-22,260	-19,760	-59,760	337,190	-121,565	18,073,605	22,451,788	32,655,161
QNNS	-14,579	-95,409	-13,676,246	-12,117,075	0	0	5,000	5,000	14,579	95,409	13,671,246	12,112,075
GWCS	426,794	524,859	1,011,871	2,509,957	0	0	56	8,894	-426,794	-524,859	-1,011,927	-2,518,851
QGTS	-222,112	145,802	-27,561,150	-38,726,944	-3,500	-25,260	-28,315	-259,078	225,612	-120,542	27,589,465	38,986,022

Trading values by nationality for the last Session

Nationality	Purchasing Value	Selling Value	Difference
Qataris	262.46	292.73	-30.27
GCC	18.57	3.80	14.77
Arab	75.32	62.60	12.72
Foreigners	37.98	35.21	2.77
Total	394.34	394.34	0.00

In million QAR

Trading by nationality for the last Session

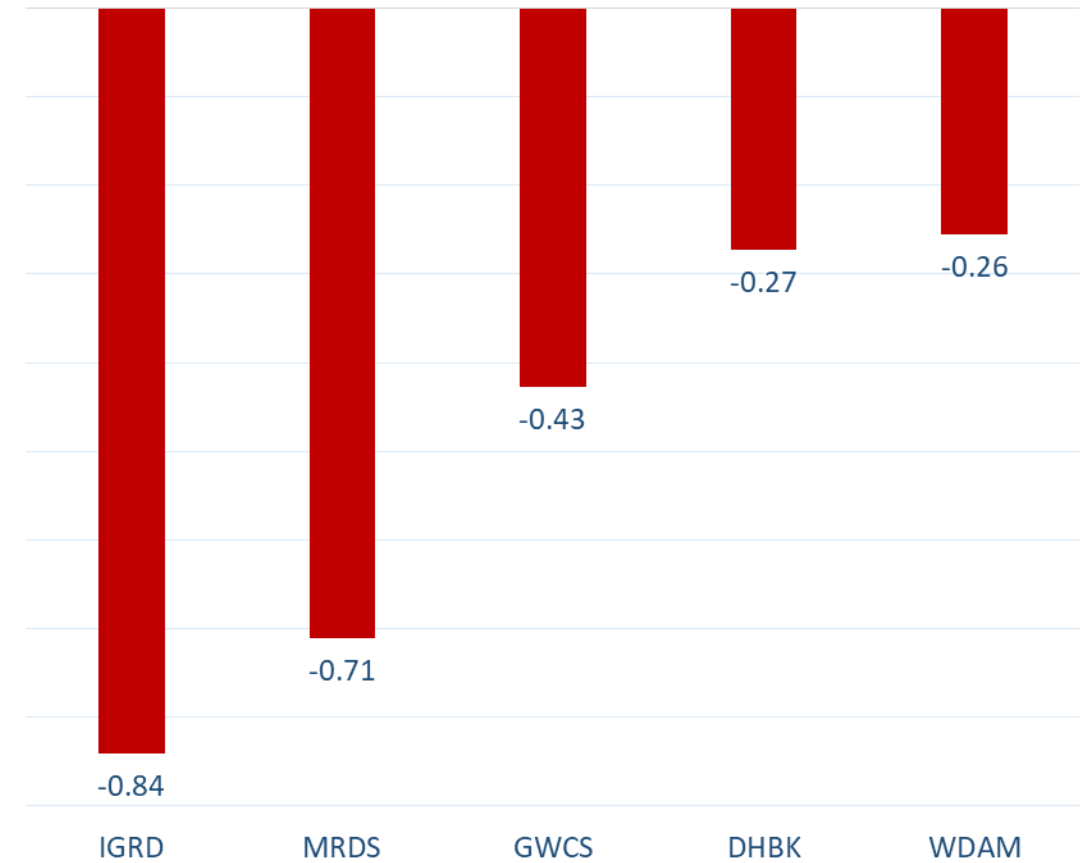
Nationality	Buy %	Sell %	Net
Qataris	66.56%	74.23%	-7.68%
GCC	4.71%	0.97%	3.75%
Arab	19.10%	15.88%	3.23%
Foreigners	9.63%	8.93%	0.70%

Top 5 Companies bought (net) by **Foreigners** in the last session



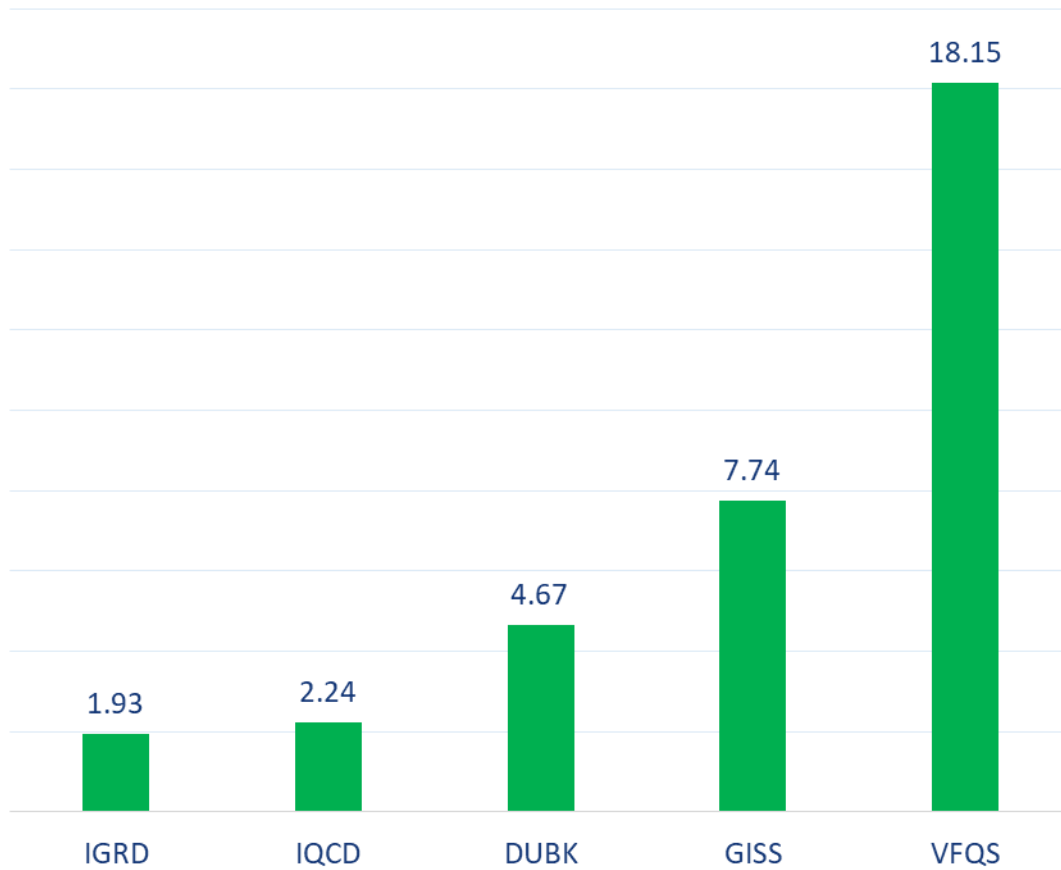
In million shares

Top 5 Companies sold (net) by **Foreigners** in the last session



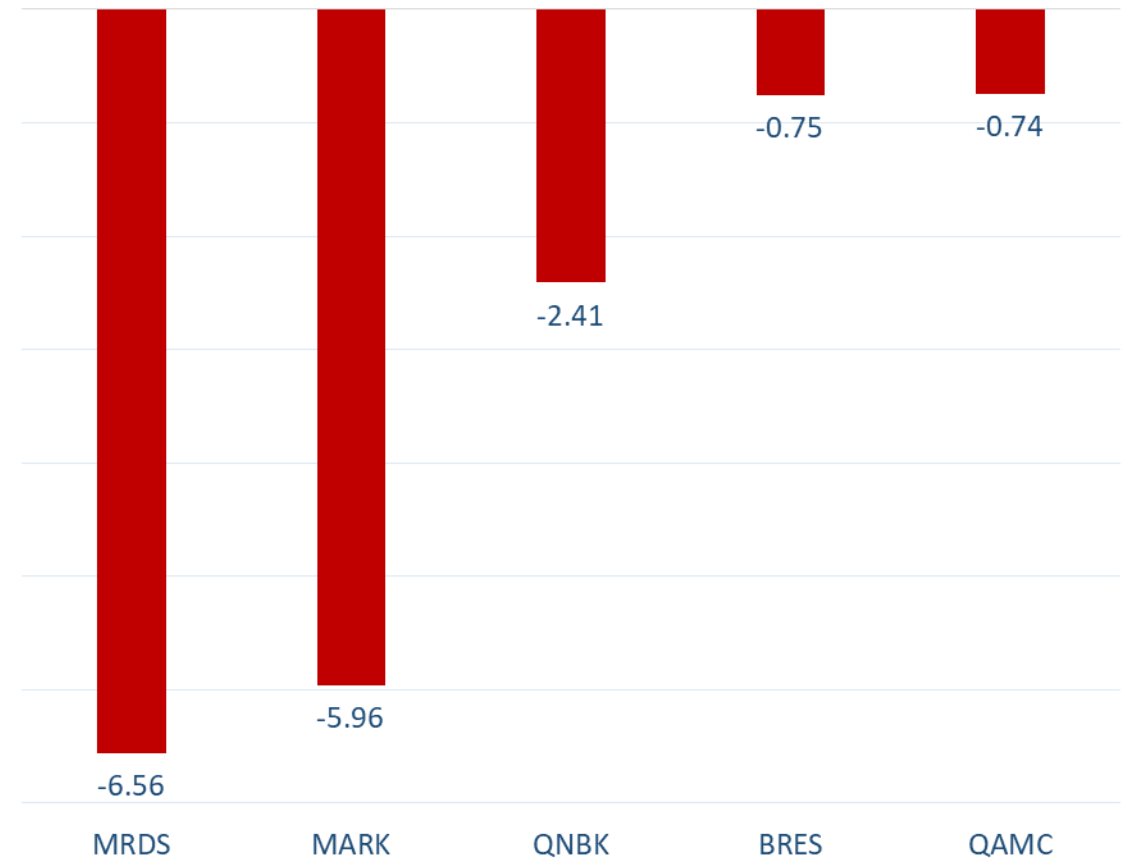
In million shares

Top 5 Companies bought (net) by **Foreigners** over the last week



In million shares

Top 5 Companies sold (net) by **Foreigners** over the last week



In million shares



The figures represent a change in the number of shares.

Daily Change: The net change between 16th and 13th of July trading sessions

Change for the last 5 sessions: The total daily net change for the last 5 sessions.

Change for the last 10 sessions: The total daily net change for the last 10 sessions.

Change for the last 20 sessions: The total daily net change for the last 20 sessions.

DISCLAIMER:

The information contained was obtained from various public sources believed to be reliable, but we do not guarantee its accuracy. Wasata Financial Securities makes no representations or warranties (express or implied) regarding the data and information provided and Wasata Financial Securities does not represent that the information content of this document is complete, or free from any error, not misleading, or fit for any particular purpose. This report document provides general information only. Neither the information nor any opinion expressed constitutes an offer or an invitation to make an offer, to buy or sell any securities or other investment products related to such securities or investments.

This report document contained is subject to change without prior notice. Wasata assumes no responsibility to update the information in this report document.



Prepared by Financial Advisory Department


وساطة
WASATA
للأوراق المالية
FINANCIAL SECURITIES

+974 44498880

ramzi.qasmieh@Wasata.qa