



Daily Report for Ownership Changes

17th of July 2023 Session

									17-Jul			
Company	Qatari				GCC				Foreigners			
	Daily Chg.	Last 5 Sessions Chg.	Last 10 Sessions Chg.	Last 20 Sessions Chg.	Daily Chg.	Last 5 Sessions Chg.	Last 10 Sessions Chg.	Last 20 Sessions Chg.	Daily Chg.	Last 5 Sessions Chg.	Last 10 Sessions Chg.	Last 20 Sessions Chg.
QNBK	92,740	1,250,290	1,810,967	-38,586,704	36,177	194,540	157,685	245,893	-128,917	-1,444,830	-1,968,480	38,340,811
QIBK	-2,313,909	-2,308,733	-2,775,252	-12,949,394	0	2,325	3,175	27,338	2,313,909	2,306,408	2,772,077	12,922,056
CBQK	-354,405	-609,538	52,948	-58,063,199	0	100,000	156,237	562,587	354,405	509,538	-209,896	57,500,612
DHBK	164,582	31,681	-135,410	-56,569,312	-181,000	-267,806	-201,550	92,931	16,418	236,125	336,960	56,476,381
ABQK	0	3,000	3,000	-636,857	0	0	456	456	0	-3,000	-3,456	636,401
QIIK	-273,972	-679,631	-536,867	-2,551,463	0	-1,550	3,450	-201,550	273,972	681,181	533,417	2,753,013
MARK	-34,753	5,024,226	9,491,482	-43,048,068	-3,105	4,703	92,334	-39,422	37,858	-5,028,929	-9,583,816	43,087,490
DUBK	-3,384,413	-5,657,846	-15,708,436	-27,426,957	-443	-5,828	-13,715	-13,715	3,384,856	5,663,674	15,722,151	27,440,672
QFBQ	-543,006	444,391	-692,386	2,320,192	0	0	-171,200	-181,000	543,006	-444,391	863,586	-2,139,192
NLCS	-167,984	-417,626	-557,812	-8,302,520	0	155,907	102,475	109,419	167,984	261,719	455,337	8,193,101
DBIS	-12,530	239,660	161,862	-1,774,139	0	0	-32,000	-72,000	12,530	-239,660	-129,862	1,846,139
QOIS	2,230,193	1,793,716	1,426,176	3,428,747	0	303,688	315,186	150,542	-2,230,193	-2,097,404	-1,741,362	-3,579,289
IHGS	31,241	-294,267	-3,612	-367,821	0	0	-60,873	0	-31,241	294,267	64,485	367,821
ZHCD	0	5,430	4,126	3,496	0	0	0	0	0	-5,430	-4,126	-3,496
QGMG	-1,239,832	-213,594	-1,341,959	762,527	48,673	146,979	6,811	31,422	1,191,159	66,615	1,335,148	-793,949
SIIS	56,627	-3,923,396	-1,653,705	4,645,130	15,389	-768,977	-1,147,192	-264,468	-72,016	4,692,373	2,800,897	-4,380,662
BLDN	63,568	-471,895	-1,069,187	-4,184,497	0	10,000	10,000	261,385	-63,568	461,895	1,059,187	3,923,112
MCGS	1,304	-105,198	-249,113	-404,100	0	0	0	0	-1,304	105,198	249,113	404,100
QCFS	0	179	179	-2,805	0	0	0	0	0	-179	-179	2,805
QFLS	-28,898	23,490	-112,857	-1,176,430	0	-16	-16	944	28,898	-23,474	112,873	1,175,486
WDAM	-381,537	-1,606,935	1,476,206	435,834	20,286	-206,179	125,174	85,597	361,251	1,813,114	-1,601,380	-521,431
MCCS	-29,373	-260,939	68,517	-339,565	0	50,000	50,000	266,774	29,373	210,939	-118,517	72,791
MERS	-4,080	-222,506	-362,843	-214,145	0	0	695	1,385	4,080	222,506	362,148	212,760
QIMD	0	-51,723	-19,723	-81,769	0	5,400	5,400	96,053	0	46,323	14,323	-14,284
QNCB	4,465	-20,322	-98,399	-103,395	0	12	12	96,637	-4,465	20,310	98,387	6,758

									17-Jul			
Company	Qatari				GCC				Foreigners			
	Daily Chg.	Last 5 Sessions Chg.	Last 10 Sessions Chg.	Last 20 Sessions Chg.	Daily Chg.	Last 5 Sessions Chg.	Last 10 Sessions Chg.	Last 20 Sessions Chg.	Daily Chg.	Last 5 Sessions Chg.	Last 10 Sessions Chg.	Last 20 Sessions Chg.
IOCD	242,013	-2,246,841	-4,747,299	-18,061,361	-60	-33,763	-25,645	-104,816	-241,953	2,280,604	4,771,403	18,166,177
QIGD	-36,193	-112,357	-215,776	1,422,329	0	-49,460	-6,029	-49,251	36,193	161,817	221,805	-1,373,078
QEWS	-109,859	-1,009,488	-986,049	-2,079,017	0	-1,500	438	438	109,859	1,010,988	985,611	2,077,408
AHCS	12,601	152,236	807,189	3,623,271	0	9,500	9,500	9,500	-12,601	-161,736	-816,689	-3,632,771
GISS	-1,102,315	-10,506,148	-12,001,434	-16,065,595	0	82,052	79,768	-99,279	1,102,315	10,424,096	11,921,666	16,164,874
MPHC	-438,918	-2,176,516	-123,525	1,512,107	0	-17,694	28,500	53,747	438,918	2,194,210	95,025	-1,565,854
IGRD	65,604	-350,263	-3,414,006	-4,874,100	0	21,990	32,085	41,007	-65,604	328,273	3,381,921	4,833,093
QAMC	-1,840,873	-3,698,457	1,537,602	-3,369,139	-99,223	324,167	314,373	1,297,026	1,940,096	3,374,290	-1,851,975	2,072,113
QATI	-51,404	-153,219	-2,341,873	-17,526,521	26,800	27,800	-36,200	-77,200	24,604	125,419	2,378,073	17,603,721
DOHI	0	4,033	188,633	-413,262	0	-50	-50	-413,277	0	-3,983	-188,583	826,539
QGRI	4,129	-19,929	-20,069	-1,335	0	0	0	-985	-4,129	19,929	20,069	2,320
AKHI	-28,881	-140,366	246,109	-535,583	0	0	0	-38,241	28,881	140,366	-246,109	573,824
QISI	0	-2,732	-18,809	-67,332	0	0	0	0	0	2,732	18,809	67,332
BEMA	0	-9,133	-14,585	-1,237	0	0	0	0	0	9,133	14,585	1,237
QLMI	0	-20,404	-69,692	-852,915	0	50,000	50,000	75,844	0	-29,596	19,692	777,071
UDCD	434,415	856,631	-1,406,945	-4,712,810	0	26,000	26,000	436,000	-434,415	-882,631	1,380,945	4,276,810
BRES	1,935,244	2,928,918	3,108,642	-7,707,338	0	-1,801	7,449	-9,369	-1,935,244	-2,927,117	-3,116,091	7,716,707
ERES	2,189,640	321,528	-182,927	1,746,311	0	0	-200,000	-65,616	-2,189,640	-321,528	382,927	-1,680,695
MRDS	1,393,052	8,166,924	6,682,952	8,193,789	-150,590	169,808	86,221	235,280	-1,242,462	-8,336,732	-6,769,173	-8,429,069
ORDS	-1,556	215,471	-647,342	-1,600,231	0	0	-68,733	-199,406	1,556	-215,471	720,864	1,789,899
VFQS	-1,000,020	-18,003,105	-18,912,823	-33,307,288	-5,300	-25,060	-65,060	362,775	1,005,320	18,028,165	18,977,883	32,944,513
QNNS	-10,102	-106,586	365,657	-12,313,440	0	0	5,000	5,000	10,102	106,586	-370,657	12,308,440
GWCS	184,138	678,833	1,371,317	2,154,678	0	0	56	74	-184,138	-678,833	-1,371,373	-2,154,752
QGTS	-62,873	-167,725	-752,487	-37,508,732	-49,740	-75,000	-78,055	-188,043	112,613	242,725	830,542	37,696,775

Trading values by nationality for the last Session

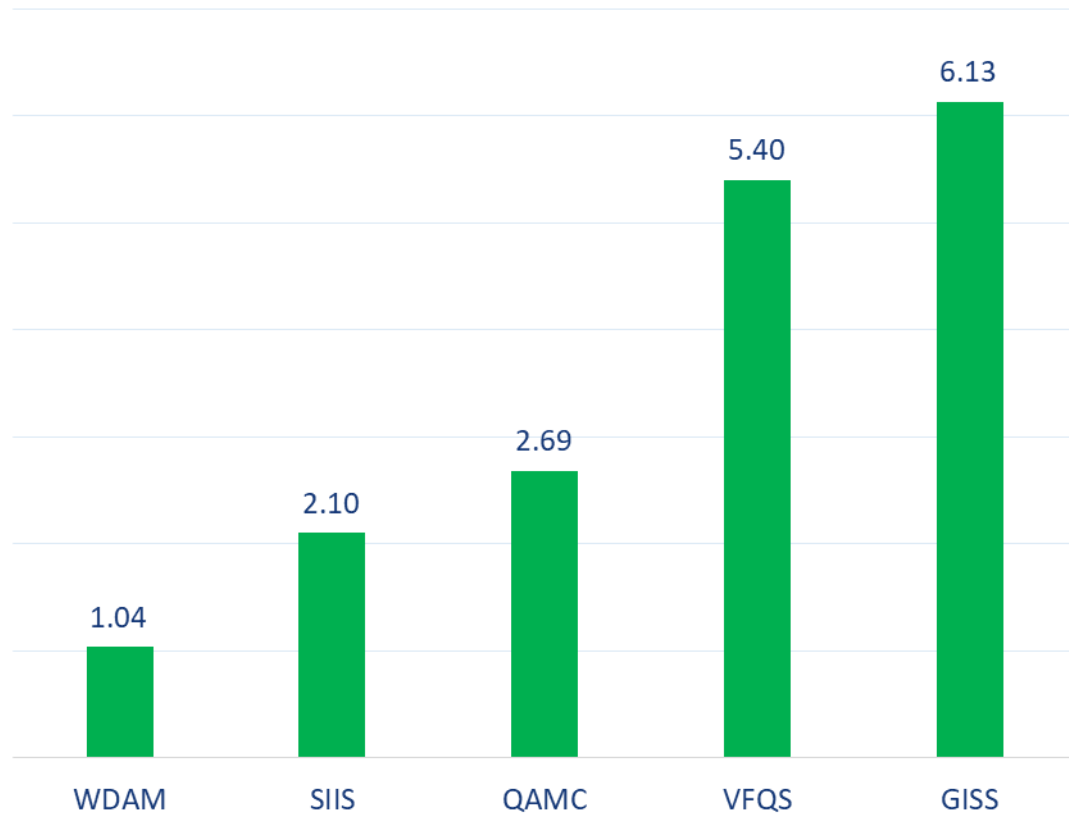
Nationality	Purchasing Value	Selling Value	Difference
Qataris	187.86	247.07	-59.21
GCC	33.72	5.82	27.91
Arab	44.54	46.18	-1.64
Foreigners	144.57	111.63	32.94
Total	410.68	410.68	0.00

In million QAR

Trading by nationality for the last Session

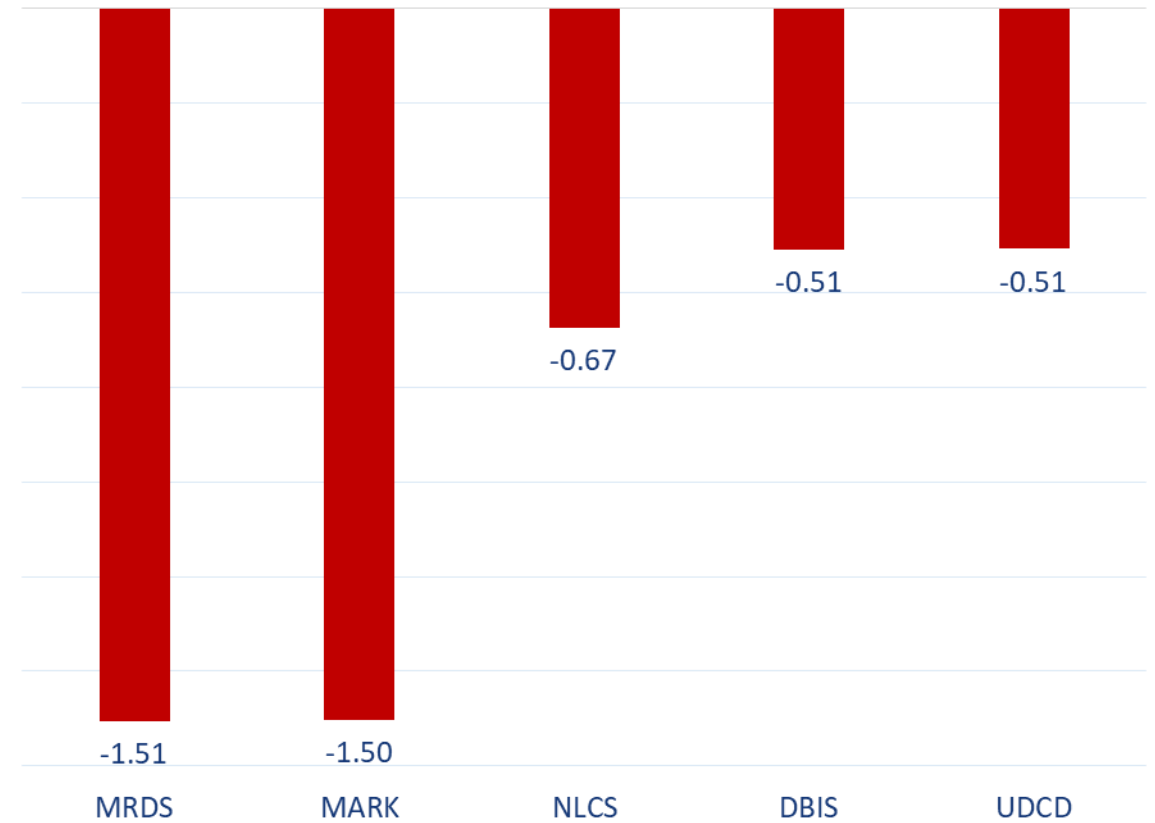
Nationality	Buy %	Sell %	Net
Qataris	45.74%	60.16%	-14.42%
GCC	8.21%	1.15%	7.07%
Arab	10.84%	11.24%	-0.40%
Foreigners	35.20%	27.18%	8.02%

Top 5 Companies bought (net) by **Foreigners** in the last session



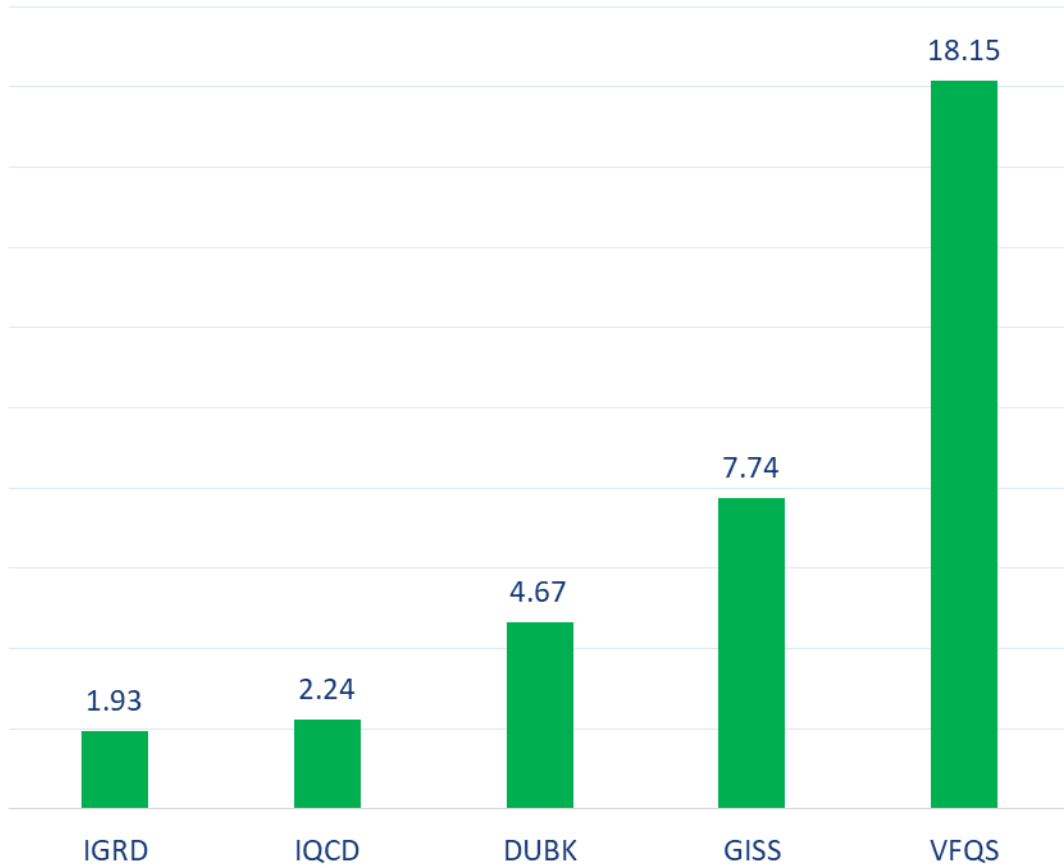
In million shares

Top 5 Companies sold (net) by **Foreigners** in the last session



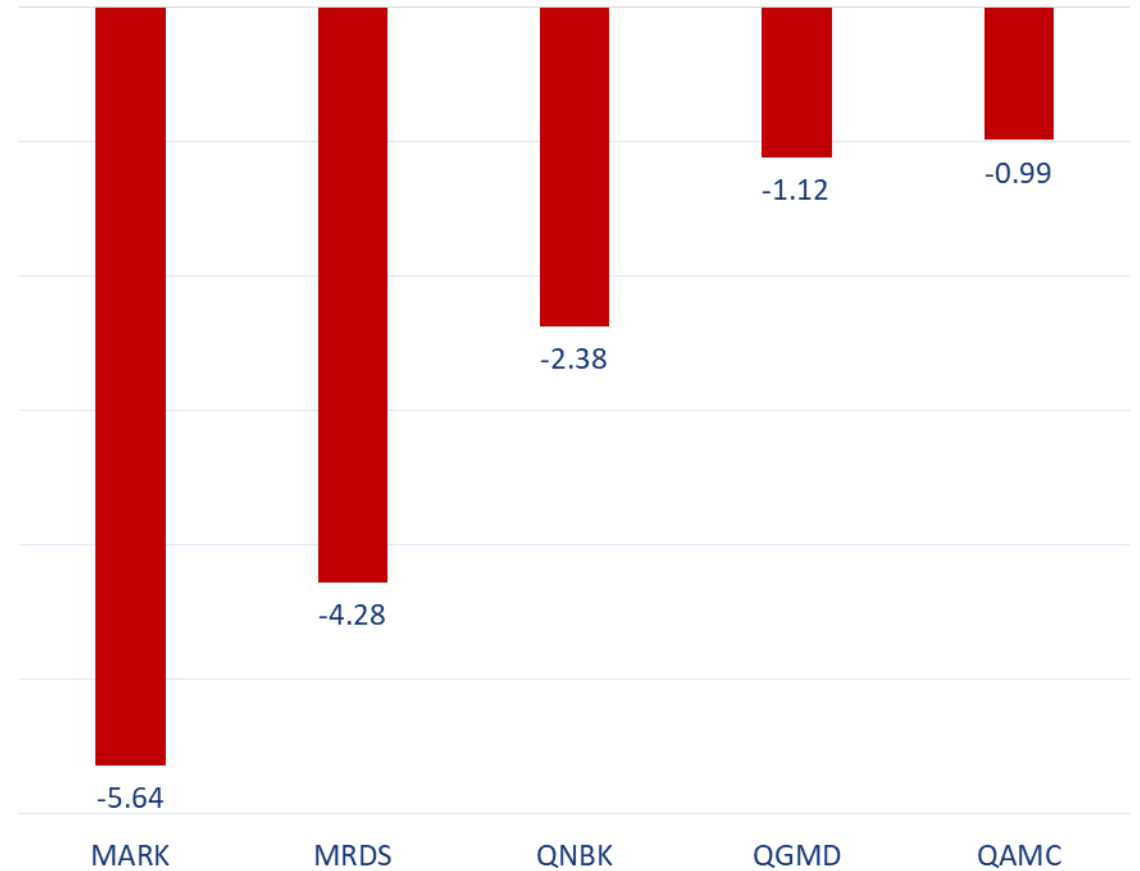
In million shares

Top 5 Companies bought (net) by **Foreigners** over the last week



In million shares

Top 5 Companies sold (net) by **Foreigners** over the last week



In million shares



The figures represent a change in the number of shares.

Daily Change: The net change between 17th and 16th of July trading sessions

Change for the last 5 sessions: The total daily net change for the last 5 sessions.

Change for the last 10 sessions: The total daily net change for the last 10 sessions.

Change for the last 20 sessions: The total daily net change for the last 20 sessions.

DISCLAIMER:

The information contained was obtained from various public sources believed to be reliable, but we do not guarantee its accuracy. Wasata Financial Securities makes no representations or warranties (express or implied) regarding the data and information provided and Wasata Financial Securities does not represent that the information content of this document is complete, or free from any error, not misleading, or fit for any particular purpose. This report document provides general information only. Neither the information nor any opinion expressed constitutes an offer or an invitation to make an offer, to buy or sell any securities or other investment products related to such securities or investments.

This report document contained is subject to change without prior notice. Wasata assumes no responsibility to update the information in this report document.



Prepared by Financial Advisory Department


وساطة
WASATA
للأوراق المالية
FINANCIAL SECURITIES

+974 44498880

ramzi.qasmieh@Wasata.qa