



## Daily Report for Ownership Changes

18<sup>th</sup> of July 2023 Session

									18-Jul			
Company	Qatari				GCC				Foreigners			
	Daily Chg.	Last 5 Sessions Chg.	Last 10 Sessions Chg.	Last 20 Sessions Chg.	Daily Chg.	Last 5 Sessions Chg.	Last 10 Sessions Chg.	Last 20 Sessions Chg.	Daily Chg.	Last 5 Sessions Chg.	Last 10 Sessions Chg.	Last 20 Sessions Chg.
QNBK	-7,587	779,947	2,076,518	-38,838,374	0	44,540	155,585	245,858	7,587	-824,487	-2,232,103	38,592,688
QIBK	-1,136,572	-3,578,717	-3,729,245	-13,991,980	0	2,325	1,325	27,141	1,136,572	3,576,392	3,727,920	13,964,839
CBQK	313,342	-596,048	252,022	-59,097,529	147,355	247,355	303,592	709,942	-460,697	348,693	-555,614	58,387,587
DHBK	286,604	386,664	-167,399	-58,036,502	96,355	-165,451	-5,195	417,138	-382,959	-221,213	172,594	57,619,364
ABQK	0	2,900	3,000	-636,857	0	0	456	456	0	-2,900	-3,456	636,401
QIIK	-14,961	-654,883	-533,990	-2,607,264	0	0	3,450	-201,550	14,961	654,883	530,540	2,808,814
MARK	-64,507	1,693,310	8,363,704	-42,517,866	-425	10,718	95,293	-23,387	64,932	-1,704,028	-8,458,997	42,541,253
DUBK	-2,675,113	-8,700,345	-16,511,230	-26,911,837	-23,049	-30,764	-36,764	-36,764	2,698,162	8,731,109	16,547,994	26,948,601
QFBQ	416,078	-448,552	-529,424	995,171	-272,301	-272,301	-446,659	-401,264	-143,777	720,853	976,083	-593,907
NLCS	-119,242	162,000	-540,770	-6,159,749	0	92,197	142,475	73,019	119,242	-254,197	398,295	6,086,730
DBIS	-40,040	271,490	17,971	-1,800,490	0	0	-32,000	-72,000	40,040	-271,490	14,029	1,872,490
QOIS	139,722	1,905,988	1,644,128	3,298,547	0	311,138	315,186	144,356	-139,722	-2,217,126	-1,959,314	-3,442,903
IHGS	-26,861	-295,692	-164,572	-262,791	0	0	0	-173,671	26,861	295,692	164,572	436,462
ZHCD	0	-570	4,126	3,196	0	0	0	0	0	570	-4,126	-3,196
QGMD	259,095	-979,188	-755,206	-793,357	-116,256	30,723	-192,621	123,953	-142,839	948,465	947,827	669,404
SIIS	-141,829	-2,573,291	2,600,906	3,520,123	4,000	-736,841	-1,031,950	-4,738	137,829	3,310,132	-1,568,956	-3,515,385
BLDN	-5,669	-473,181	-543,202	-4,863,636	0	10,000	10,000	161,385	5,669	463,181	513,637	4,435,117
MCGS	-18,779	-86,744	-110,043	-421,946	0	0	0	0	18,779	86,744	110,043	421,946
QCFS	0	179	179	-2,805	0	0	0	0	0	-179	-179	2,805
QFLS	3,899	-442	-80,288	-1,398,163	0	-16	-16	-16	-3,899	458	80,304	1,253,227
WDAM	-1,037,869	-1,427,663	-855,876	30,251	47,688	-171,366	177,850	133,285	990,181	1,599,029	678,026	-163,536
MCCS	17,621	-49,218	2,731	-312,987	0	0	50,000	267,774	-17,621	49,218	-52,731	45,213
MERS	-11,673	-72,980	-368,666	-407,011	0	0	695	695	11,673	72,980	367,971	406,316
QIMD	0	-51,820	-19,723	-81,769	0	5,400	5,400	96,053	0	46,420	14,323	-14,284
QNCD	48,224	46	-14,234	-58,771	0	0	12	96,637	-48,224	-46	14,222	-37,866

									18-Jul			
Company	Qatari				GCC				Foreigners			
	Daily Chg.	Last 5 Sessions Chg.	Last 10 Sessions Chg.	Last 20 Sessions Chg.	Daily Chg.	Last 5 Sessions Chg.	Last 10 Sessions Chg.	Last 20 Sessions Chg.	Daily Chg.	Last 5 Sessions Chg.	Last 10 Sessions Chg.	Last 20 Sessions Chg.
IOCD	-134,458	-1,680,636	-4,183,872	-18,863,643	-52	-33,926	-28,537	-97,249	134,510	1,714,562	4,156,184	18,960,892
QIGD	1,033,040	943,351	844,830	2,202,575	-1,224,480	-1,273,940	-1,230,509	-1,239,509	191,440	330,589	385,679	-963,066
QEWS	-321,264	-1,347,113	-1,293,644	-2,442,983	0	-1,500	-1,500	438	321,264	1,348,613	1,295,144	2,442,545
AHCS	-100,401	194,977	145,451	3,608,967	0	9,500	9,500	9,500	100,401	-204,477	-154,951	-3,618,467
GISS	684,891	-10,106,789	-10,369,758	-16,320,493	-21,225	60,827	53,543	-98,354	-663,666	10,045,962	10,298,080	16,418,847
MPHC	-44,667	-1,661,669	-232,657	-2,549,951	-20,690	-38,384	7,810	-16,943	65,357	1,700,053	224,847	2,591,149
IGRD	472,841	944,812	-2,202,038	-4,459,870	19,683	32,482	-70,873	60,690	-492,524	-977,294	2,272,911	4,399,180
QAMC	538,886	-4,868,619	2,069,215	-6,133,717	28,900	382,567	357,093	1,200,118	-567,786	4,486,052	-2,426,308	4,933,599
QATI	48,297	-147,465	-2,121,753	-17,477,784	117	27,917	-12,083	-77,083	-48,414	119,548	2,133,836	17,554,867
DOHI	30,680	62,833	229,373	-392,539	0	-50	-50	-413,277	-30,680	-62,783	-229,323	805,816
QGRI	-1,107	-26,684	-21,176	-3,441	0	0	0	-985	1,107	26,684	21,176	4,426
AKHI	29,564	-123,818	316,983	-508,425	0	0	0	-47,795	-29,564	123,818	-316,983	556,220
QISI	55	2,255	-18,754	-66,838	0	0	0	0	-55	-2,255	18,754	66,838
BEMA	166	-8,967	-18,234	-732	0	0	0	0	-166	8,967	18,234	732
QLMI	-5,000	35,096	-74,692	-851,789	0	0	50,000	75,844	5,000	-35,096	24,692	775,945
UDCD	367,599	1,261,292	-114,717	-3,764,904	-16,003	9,997	9,997	419,997	-351,596	-1,271,289	104,720	3,344,907
BRES	68,392	2,854,015	3,146,383	-7,666,960	-5,007	-5,000	-10,208	-16,610	-63,385	-2,849,015	-3,136,175	7,683,570
ERES	-972,572	-446,620	-1,062,064	64,665	0	0	-200,000	-208,246	972,572	446,620	1,262,064	143,581
MRDS	-1,261,675	3,390,116	3,864,703	4,422,986	-17,385	-165,548	-72,829	175,786	1,279,060	-3,224,568	-3,791,874	-4,598,772
ORDS	-58,908	214,606	-585,818	-1,533,555	-8	-8	-88,789	-183,742	58,916	-214,598	674,607	1,717,297
VFQS	-1,521,351	-12,242,486	-20,315,355	-35,152,322	617,062	592,002	552,002	994,824	904,289	11,650,484	19,763,353	34,157,498
QNNS	4,353	-55,092	349,698	-13,646,253	0	0	5,000	5,000	-4,353	55,092	-354,698	13,641,253
GWCS	178,308	844,801	1,603,343	2,284,006	0	0	56	74	-178,308	-844,801	-1,603,399	-2,284,080
QGTS	-35,944	141,052	-230,308	-35,066,626	-14,290	-90,399	-67,345	-174,833	50,234	-50,653	297,653	35,241,459

## Trading values by nationality for the last Session

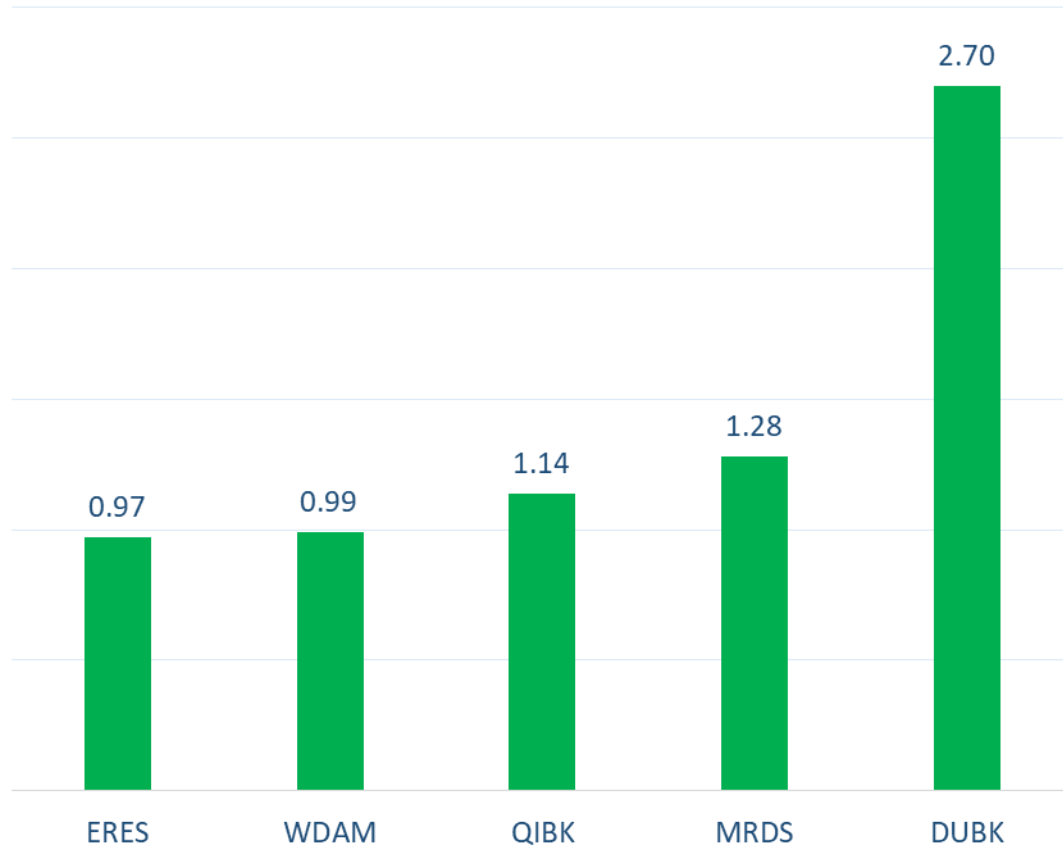
Nationality	Purchasing Value	Selling Value	Difference
Qataris	143.78	182.13	-38.35
GCC	34.84	5.11	29.73
Arab	31.76	31.34	0.42
Foreigners	78.36	70.16	8.20
Total	288.75	288.75	0.00

In million QAR

## Trading by nationality for the last Session

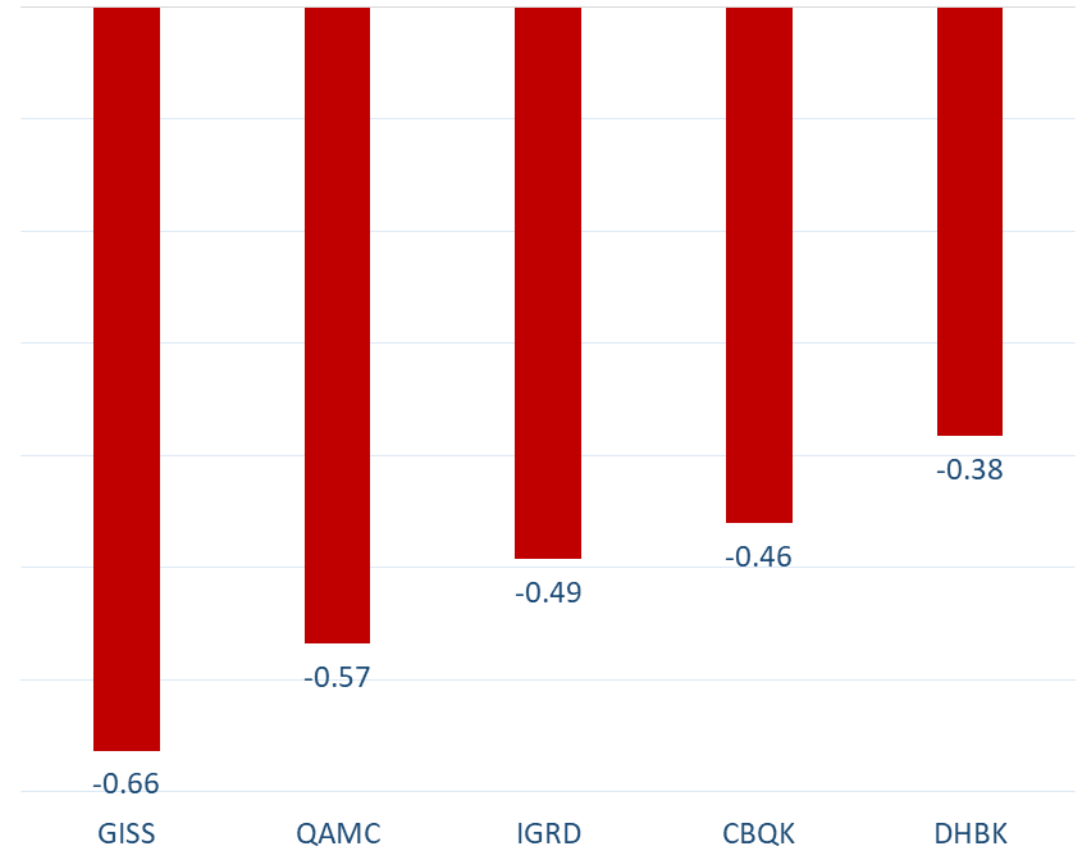
Nationality	Buy %	Sell %	Net
Qataris	49.80%	63.08%	-13.28%
GCC	12.07%	1.77%	10.30%
Arab	11.00%	10.85%	0.15%
Foreigners	27.14%	24.30%	2.84%

Top 5 Companies bought (net) by **Foreigners** in the last session



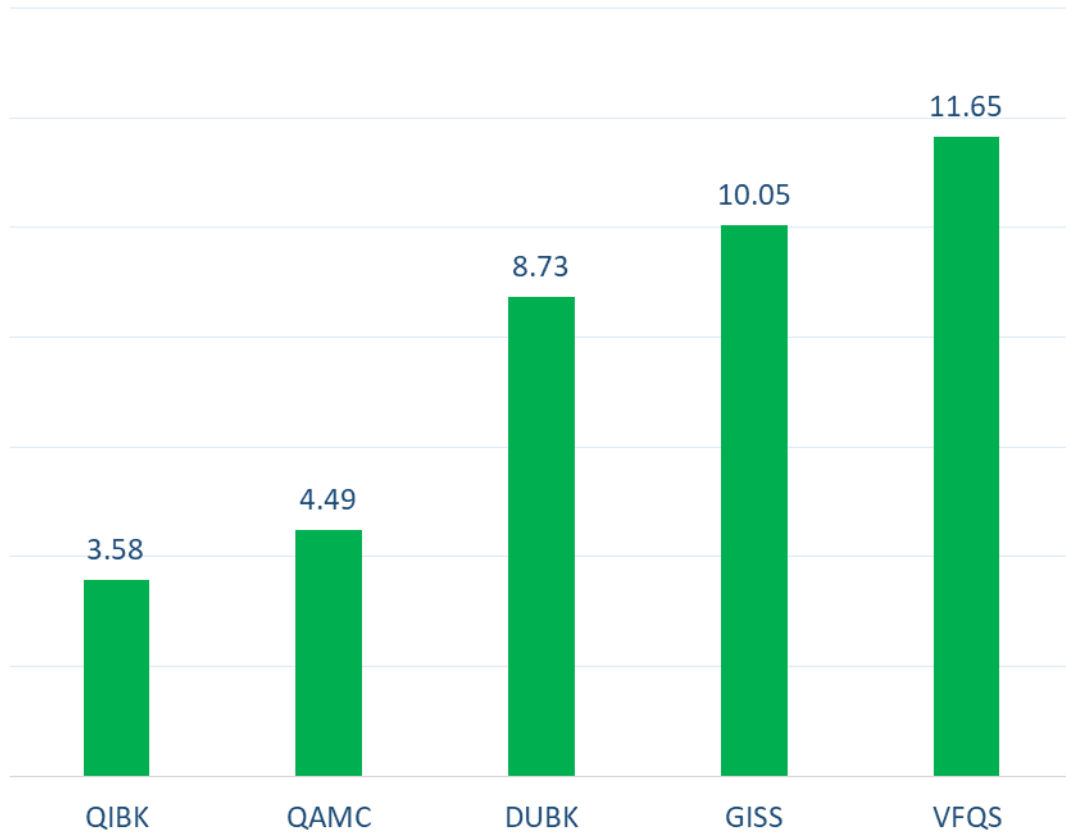
In million shares

Top 5 Companies sold (net) by **Foreigners** in the last session



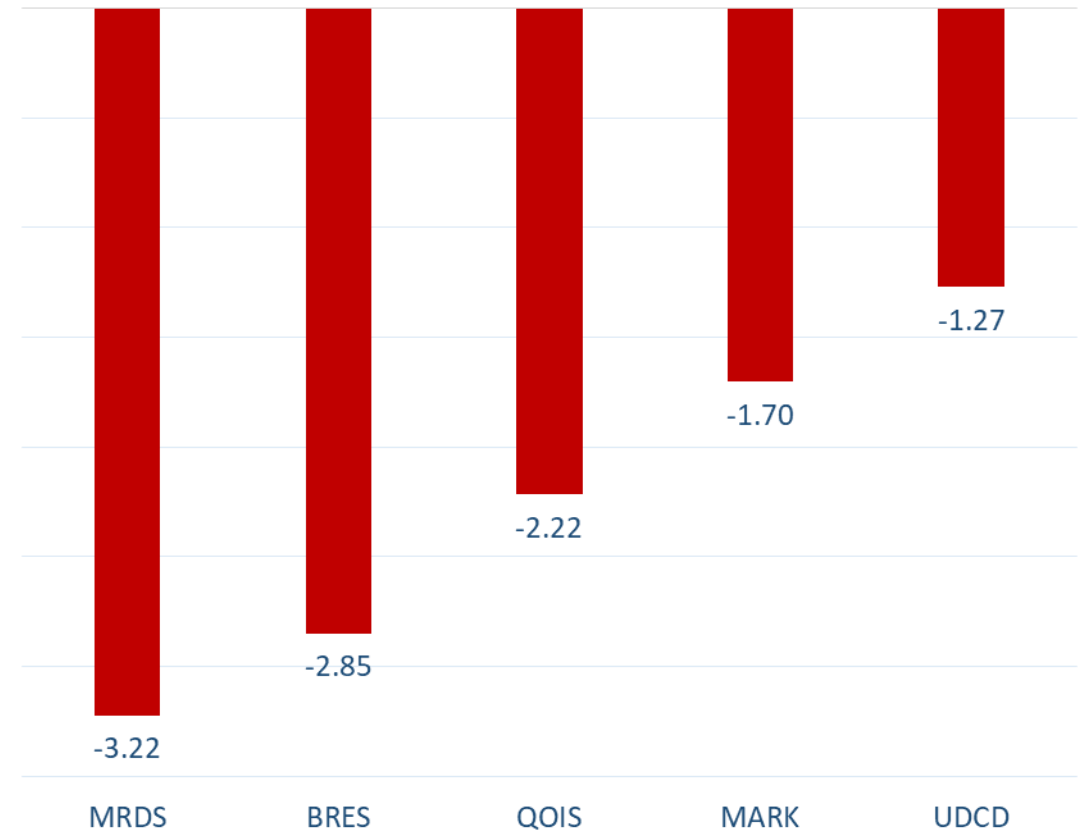
In million shares

Top 5 Companies bought (net) by **Foreigners** over the last week



In million shares

Top 5 Companies sold (net) by **Foreigners** over the last week



In million shares



The figures represent a change in the number of shares.

Daily Change: The net change between 18<sup>th</sup> and 17<sup>th</sup> of July trading sessions

Change for the last 5 sessions: The total daily net change for the last 5 sessions.

Change for the last 10 sessions: The total daily net change for the last 10 sessions.

Change for the last 20 sessions: The total daily net change for the last 20 sessions.

## **DISCLAIMER:**

The information contained was obtained from various public sources believed to be reliable, but we do not guarantee its accuracy. Wasata Financial Securities makes no representations or warranties (express or implied) regarding the data and information provided and Wasata Financial Securities does not represent that the information content of this document is complete, or free from any error, not misleading, or fit for any particular purpose. This report document provides general information only. Neither the information nor any opinion expressed constitutes an offer or an invitation to make an offer, to buy or sell any securities or other investment products related to such securities or investments.

This report document contained is subject to change without prior notice. Wasata assumes no responsibility to update the information in this report document.





Prepared by Financial Advisory Department

  
وساطة  
WASATA  
للأوراق المالية  
FINANCIAL SECURITIES

+974 44498880

[ramzi.qasmieh@Wasata.qa](mailto:ramzi.qasmieh@Wasata.qa)