



Daily Report for Ownership Changes

23rd of July 2023 Session

									23-Jul			
Company	Qatari				GCC				Foreigners			
	Daily Chg.	Last 5 Sessions Chg.	Last 10 Sessions Chg.	Last 20 Sessions Chg.	Daily Chg.	Last 5 Sessions Chg.	Last 10 Sessions Chg.	Last 20 Sessions Chg.	Daily Chg.	Last 5 Sessions Chg.	Last 10 Sessions Chg.	Last 20 Sessions Chg.
QNBK	130,903	813,075	2,963,175	-37,384,199	18,957	-143,466	114,897	65,699	-149,860	-669,609	-3,078,861	37,318,500
QIBK	-210,532	-5,789,158	-5,435,871	-16,040,000	-6,523	-21,559	-19,234	-8,074	217,055	5,810,717	5,455,105	16,048,074
CBQK	-460,249	-3,472,211	-2,894,029	-62,096,831	0	169,961	269,961	715,448	460,249	3,302,250	2,482,458	61,381,383
DHBK	73,739	-1,526,134	-313,188	-59,692,923	-80,512	-165,157	-91,581	224,960	6,773	1,691,291	404,769	59,467,963
ABQK	0	0	3,000	-636,857	0	0	0	456	0	0	-3,000	636,401
QIIK	119,944	-308,121	-475,952	-2,062,982	0	0	-1,550	-201,550	-119,944	308,121	477,502	2,264,532
MARK	-533,860	2,300,550	8,146,967	-41,335,448	-2,976	-82,336	28,472	-36,213	536,836	-2,218,214	-8,175,439	41,371,661
DUBK	392,645	-7,774,444	-12,945,824	-24,207,197	-389	-23,881	-37,153	-37,153	-392,256	7,798,325	12,982,977	24,244,350
QFBQ	-1,119,949	102,092	417,940	1,428,668	0	-411,016	-439,266	-586,479	1,119,949	308,924	21,326	-842,189
NLCS	-659,078	-2,868,956	-2,868,486	-8,420,367	196,334	171,773	226,030	125,962	462,744	2,697,183	2,642,456	8,294,405
DBIS	-559,101	-1,549,178	-1,303,638	-4,062,719	2,423	-14,403	-14,403	-86,403	556,678	1,563,581	1,318,041	4,149,122
QOIS	1,579,561	4,847,430	4,978,709	5,011,345	-3,245	-658,425	-302,871	-554,056	-1,576,316	-4,189,005	-4,675,838	-4,457,289
IHGS	-91,962	-70,496	-344,073	-16,406	36,897	40,844	40,844	-114,627	55,065	29,652	303,229	131,033
ZHCD	0	100	4,913	4,254	0	0	0	-3,000	0	-100	-4,913	-1,254
QGMG	401,307	-564,983	-152,548	-216,651	-68,154	-34,520	-284,123	86,866	-333,153	599,503	436,671	129,785
SIIS	-2,404,777	-493,208	-2,171,595	1,857,171	583,088	477,178	-307,188	442,760	1,821,689	16,030	2,478,783	-2,299,931
BLDN	-1,224,219	-868,887	-1,327,774	-2,666,974	0	-3,307	6,693	157,056	1,224,219	872,194	1,321,081	2,509,918
MCGS	-46,200	56,589	14,343	-324,143	0	2,000	2,000	2,000	46,200	-58,589	-16,343	322,143
QCFS	0	0	179	-2,805	0	0	0	0	0	0	-179	2,805
QFLS	-606,963	-654,649	-563,240	-1,575,660	0	0	-16	-16	606,963	654,649	563,256	1,575,676
WDAM	-509,022	-1,358,952	-3,690,511	974,933	-6,891	-35,235	-42,304	73,287	515,913	1,394,187	3,732,815	-1,048,220
MCCS	-43,806	-24,824	-70,160	-283,179	-7,381	-7,381	42,619	259,726	51,187	32,205	27,541	23,453
MERS	1,148	15,043	-208,106	-371,051	0	0	695	695	-1,148	-15,043	207,411	370,356
QIMD	-1,542	25,118	-26,605	16,401	0	0	5,400	81,970	1,542	-25,118	21,205	-98,371
QNCD	-67,956	-16,141	-89,222	-164,384	0	0	12	72,137	67,956	16,141	89,210	92,247

									23-Jul			
Company	Qatari				GCC				Foreigners			
	Daily Chg.	Last 5 Sessions Chg.	Last 10 Sessions Chg.	Last 20 Sessions Chg.	Daily Chg.	Last 5 Sessions Chg.	Last 10 Sessions Chg.	Last 20 Sessions Chg.	Daily Chg.	Last 5 Sessions Chg.	Last 10 Sessions Chg.	Last 20 Sessions Chg.
IOCD	-352,473	-1,796,767	-4,606,663	-20,517,553	40,000	41,848	9,756	-56,668	312,473	1,754,919	4,596,907	20,574,221
QIGD	-66,583	1,026,270	941,039	1,555,413	0	-1,224,480	-1,273,940	-1,239,509	66,583	198,210	332,901	-315,904
QEWS	-49,556	-678,540	-1,418,330	-2,534,202	700	1,200	-300	638	48,856	677,340	1,418,630	2,533,564
AHCS	109,698	3,405	177,545	3,764,253	0	0	9,500	9,500	-109,698	-3,405	-187,045	-3,773,753
GISS	101,561	-1,426,064	-10,335,977	-16,003,521	0	-85,071	47,182	-82,200	-101,561	1,511,135	10,288,795	16,085,721
MPHC	-276,433	-568,809	-2,078,756	-1,500,426	29,122	8,432	-9,262	-17,821	247,311	560,377	2,088,018	1,518,247
IGRD	612,846	989,644	206,849	-2,332,429	-21,488	-24,499	26,684	8,634	-591,358	-965,145	-233,533	2,323,795
QAMC	454,490	-1,924,992	-1,608,322	-5,990,348	53,800	-25,968	398,323	1,191,132	-508,290	1,950,960	1,209,999	4,799,216
QATI	18,635	56,624	2,789	-16,903,883	3,452	41,252	42,252	-62,748	-22,087	-97,876	-45,041	16,966,631
DOHI	-64	28,056	158,084	-395,163	0	0	-50	-413,277	64	-28,056	-158,034	808,440
QGRI	-208,603	-205,581	-229,696	-228,794	0	0	0	-985	208,603	205,581	229,696	229,779
AKHI	123,154	-79,016	-212,444	-918,041	0	0	0	-15,000	-123,154	79,016	212,444	933,041
QISI	-270	10,497	6,580	-36,544	0	0	0	0	270	-10,497	-6,580	36,544
BEMA	-9,200	-2,609	-12,242	126	0	0	0	0	9,200	2,609	12,242	-126
QLMI	6,469	-53,096	-73,500	-887,834	0	0	50,000	75,844	-6,469	53,096	23,500	811,990
UDCD	-1,664,377	-1,190,230	-1,393,244	-4,754,627	0	-36,003	-10,003	399,997	1,664,377	1,226,233	1,403,247	4,354,630
BRES	-1,443,255	1,893,187	2,651,191	-8,037,934	0	15,535	10,308	5,424	1,443,255	-1,908,722	-2,661,499	7,994,249
ERES	2,209,438	573,061	-852,726	-501,144	112,203	111,369	111,369	-24,858	-2,321,641	-684,430	741,357	526,002
MRDS	-249,787	-1,958,439	4,473,825	3,608,983	-654,244	171,308	300,521	404,355	904,031	1,787,131	-4,774,346	-4,013,338
ORDS	-121,445	-150,877	122,010	-1,329,542	0	1,792	1,792	-76,942	121,445	149,085	-123,802	1,406,484
VFQS	174,305	-2,847,187	-20,901,032	-29,606,400	0	638,262	618,502	941,502	-174,305	2,208,925	20,282,530	28,664,898
QNNS	-280,165	-292,994	-388,403	-13,748,107	0	0	0	5,000	280,165	292,994	388,403	13,743,107
GWCS	418,379	1,399,979	1,924,838	2,945,877	0	0	0	74	-418,379	-1,399,979	-1,924,838	-2,945,951
QGTS	-105,091	249,612	395,414	-31,276,441	-13,000	-111,350	-136,610	-214,115	118,091	-138,262	-258,804	31,490,556

Trading values by nationality for the last Session

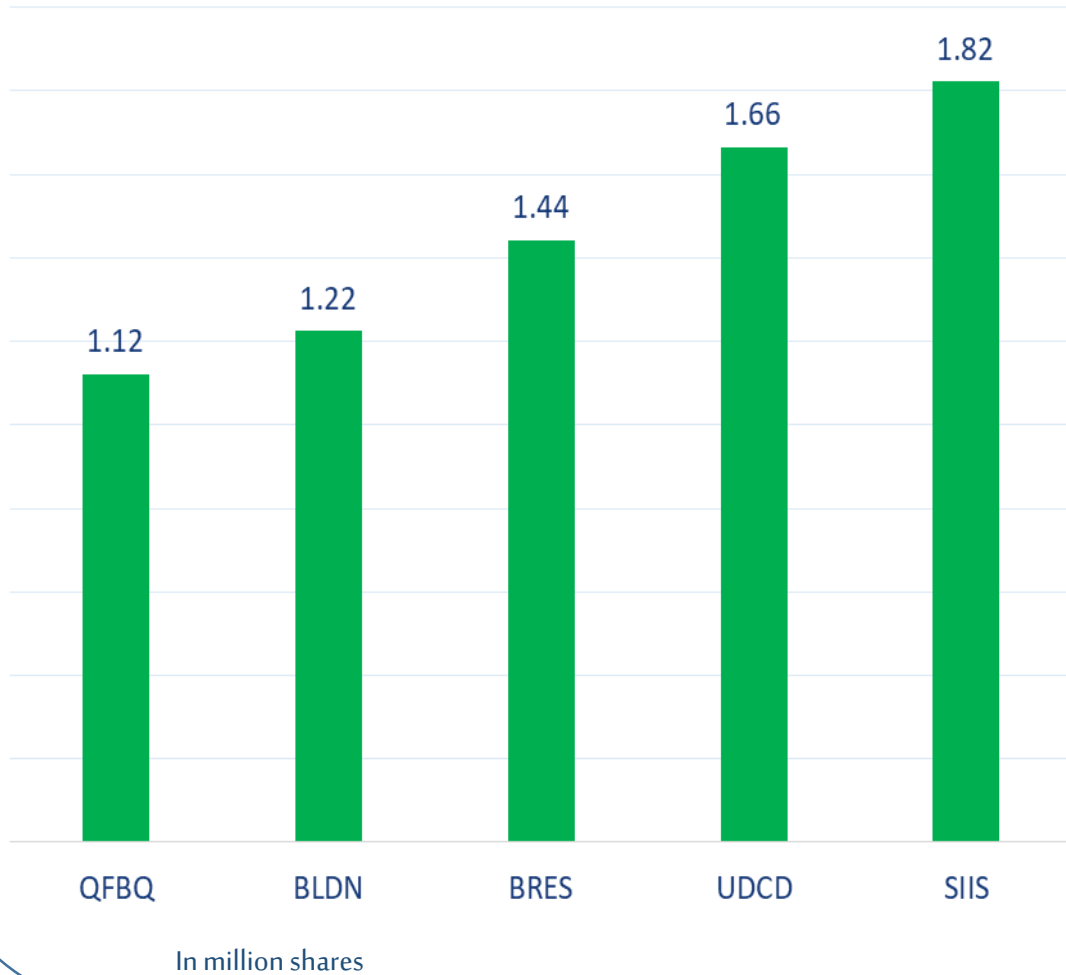
Nationality	Purchasing Value	Selling Value	Difference
Qataris	288.38	317.72	-29.34
GCC	36.31	4.84	31.48
Arab	68.62	66.19	2.43
Foreigners	42.46	47.03	-4.56
Total	435.78	435.78	0.00

In million QAR

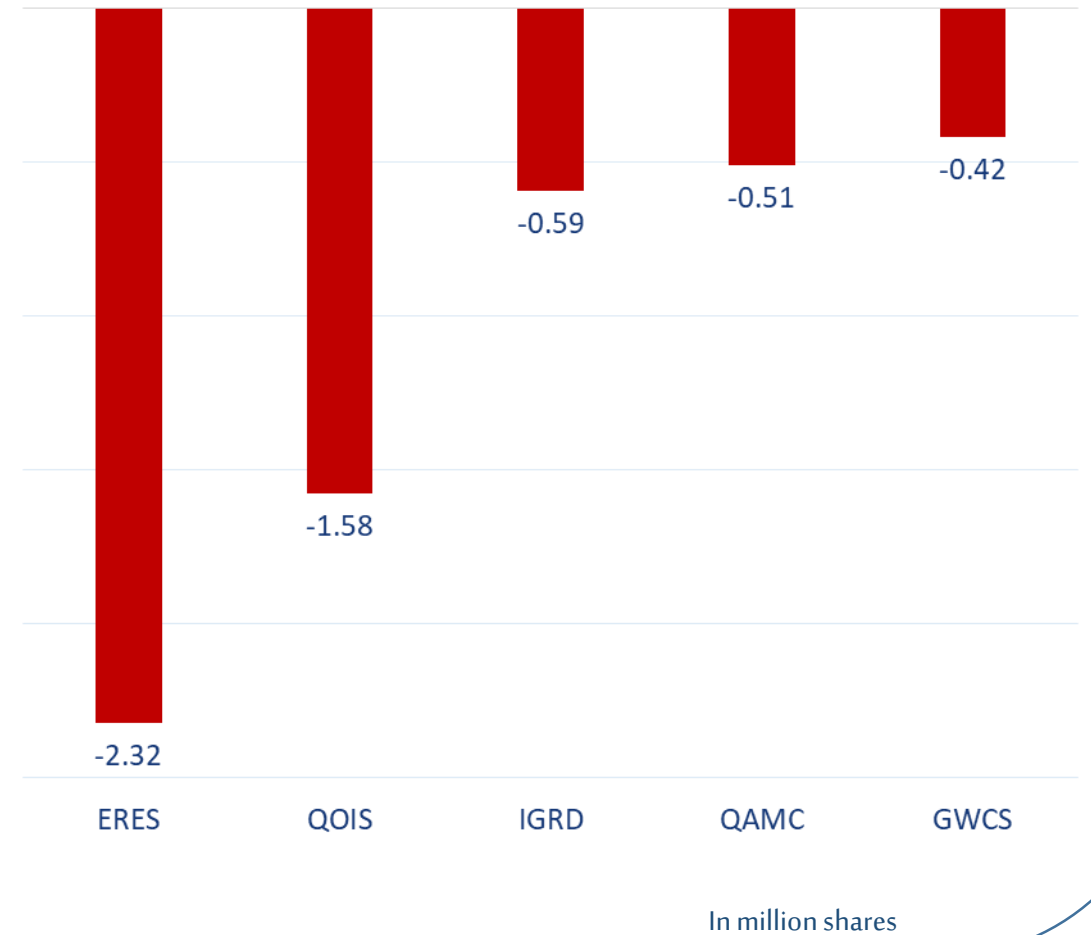
Trading by nationality for the last Session

Nationality	Buy %	Sell %	Net
Qataris	66.17%	72.90%	-6.73%
GCC	8.33%	1.11%	7.22%
Arab	15.75%	15.20%	0.55%
Foreigners	9.74%	10.79%	-1.05%

Top 5 Companies bought (net) by **Foreigners** in the last session



Top 5 Companies sold (net) by **Foreigners** in the last session

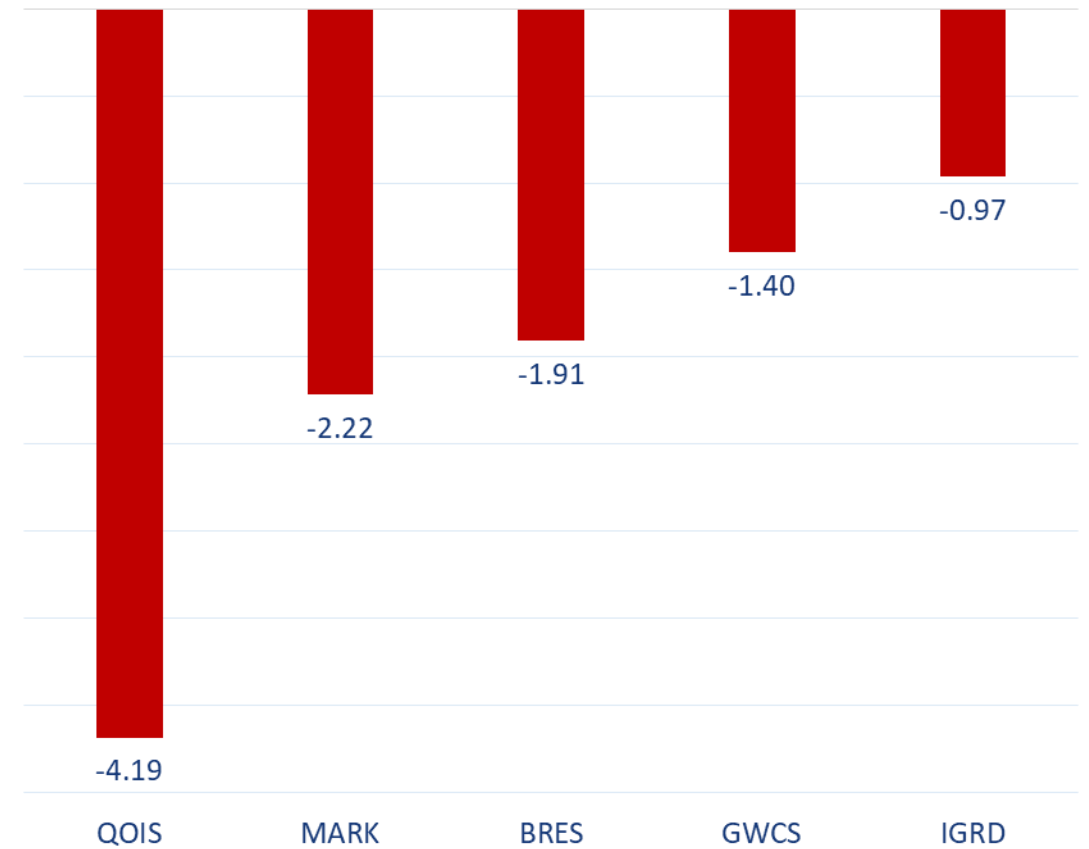


Top 5 Companies bought (net) by **Foreigners** over the last week



In million shares

Top 5 Companies sold (net) by **Foreigners** over the last week



In million shares



The figures represent a change in the number of shares.

Daily Change: The net change between 23rd and 20th of July trading sessions

Change for the last 5 sessions: The total daily net change for the last 5 sessions.

Change for the last 10 sessions: The total daily net change for the last 10 sessions.

Change for the last 20 sessions: The total daily net change for the last 20 sessions.

DISCLAIMER:

The information contained was obtained from various public sources believed to be reliable, but we do not guarantee its accuracy. Wasata Financial Securities makes no representations or warranties (express or implied) regarding the data and information provided and Wasata Financial Securities does not represent that the information content of this document is complete, or free from any error, not misleading, or fit for any particular purpose. This report document provides general information only. Neither the information nor any opinion expressed constitutes an offer or an invitation to make an offer, to buy or sell any securities or other investment products related to such securities or investments.

This report document contained is subject to change without prior notice. Wasata assumes no responsibility to update the information in this report document.



Prepared by Financial Advisory Department


للأوراق المالية
FINANCIAL SECURITIES

+974 44498880

ramzi.qasmieh@Wasata.qa