



Daily Report for Ownership Changes

25th of July 2023 Session

Company									25-Jul			
	Qatari				GCC				Foreigners			
	Daily Chg.	Last 5 Sessions Chg.	Last 10 Sessions Chg.	Last 20 Sessions Chg.	Daily Chg.	Last 5 Sessions Chg.	Last 10 Sessions Chg.	Last 20 Sessions Chg.	Daily Chg.	Last 5 Sessions Chg.	Last 10 Sessions Chg.	Last 20 Sessions Chg.
QNBK	916,196	2,040,965	2,820,912	-33,654,563	52,930	-126,713	-82,173	91,529	-969,126	-1,914,252	-2,738,739	33,563,034
QIBK	-384,259	-2,862,591	-6,441,308	-15,400,452	0	-24,315	-21,990	-21,090	384,259	2,886,906	6,463,298	15,418,332
CBQK	-622,935	-7,286,267	-7,882,315	-65,660,613	-146,538	-138,932	108,423	519,710	769,473	7,425,199	7,773,892	65,140,903
DHBK	2,547,425	1,025,168	2,504,683	-57,174,982	-80,366	-75,586	-241,037	75,401	-2,467,059	-949,582	-2,263,646	57,099,581
ABQK	0	0	2,900	-636,857	0	0	0	456	0	0	-2,900	636,401
QIIK	-175,180	-254,110	-908,993	-2,163,020	0	0	0	-201,550	175,180	254,110	908,993	2,364,570
MARK	-1,458,101	567,184	2,260,494	-42,437,455	-119,470	-59,115	-48,397	-46,537	1,577,571	-508,069	-2,212,097	42,483,992
DUBK	-1,292,681	-3,604,676	-12,305,021	-24,449,746	5,434	5,045	-25,719	-31,719	1,287,247	3,599,631	12,330,740	24,481,465
QFBQ	427,004	1,578,981	1,130,429	1,156,916	0	-138,715	-411,016	-559,954	-427,004	-1,440,266	-719,413	-596,962
NLCS	759,014	-204,958	-42,958	-6,583,252	-5,000	-128,996	-36,799	-195,277	-754,014	333,954	79,757	6,778,529
DBIS	60,370	-1,216,746	-945,256	-4,215,573	0	-31,805	-31,805	-103,805	-60,370	1,248,551	977,061	4,319,378
QOIS	-886,962	6,195,679	8,101,667	7,260,471	25,209	-870,270	-559,132	-690,756	861,753	-5,325,409	-7,542,535	-6,569,715
IHGS	127,683	-827,329	-1,123,021	-812,481	0	3,895	3,895	-151,576	-127,683	823,434	1,119,126	964,057
ZHCD	750	850	280	4,784	0	0	0	-3,000	-750	-850	-280	-1,784
QGMG	629,598	1,968,050	988,862	579,696	-19,785	84,496	115,219	153,972	-609,813	-2,052,546	-1,104,081	-733,668
SIIS	1,350,931	-4,772,395	-7,345,686	-4,893,286	21,372	791,767	54,926	664,833	-1,372,303	3,980,628	7,290,760	4,228,453
BLDN	-3,075,195	-5,990,703	-6,463,884	-8,229,717	0	-3,307	6,693	2,695	3,075,195	5,994,010	6,457,191	8,227,022
MCGS	141,596	200,943	114,199	-181,123	0	2,000	2,000	2,000	-141,596	-202,943	-116,199	179,123
QCFS	0	0	179	179	0	0	0	0	0	0	-179	-179
QFLS	922,978	311,966	311,524	-465,705	60	60	44	44	-923,038	-312,026	-311,568	465,661
WDAM	-1,423,820	-1,010,521	-2,438,184	-929,835	57,309	-64,126	-235,492	108,736	1,366,511	1,074,647	2,673,676	821,099
MCCS	138,398	-219,391	-268,609	-517,261	0	61,035	61,035	264,402	-138,398	158,356	207,574	252,859
MERS	9,275	85,130	12,150	-320,769	350	350	350	1,045	-9,625	-85,480	-12,500	319,724
QIMD	10,000	24,878	-26,942	94,731	0	8,923	14,323	14,323	-10,000	-33,801	12,619	-109,054
QNCD	3,000	-79,783	-79,737	-79,956	0	0	0	23,137	-3,000	79,783	79,737	56,819

									25-Jul			
Company	Qatari				GCC				Foreigners			
	Daily Chg.	Last 5 Sessions Chg.	Last 10 Sessions Chg.	Last 20 Sessions Chg.	Daily Chg.	Last 5 Sessions Chg.	Last 10 Sessions Chg.	Last 20 Sessions Chg.	Daily Chg.	Last 5 Sessions Chg.	Last 10 Sessions Chg.	Last 20 Sessions Chg.
IQCD	-478,600	-2,491,939	-4,172,575	-20,676,632	-5,818	36,142	2,216	19,778	484,418	2,455,797	4,170,359	20,656,854
QIGD	-583,475	-1,082,440	-139,089	-249,325	-8,421	-39,420	-1,313,360	-1,269,929	591,896	1,121,860	1,452,449	1,519,254
QEWS	-93,648	-353,040	-1,700,153	-2,731,387	0	1,200	-300	1,638	93,648	351,840	1,700,453	2,729,749
AHCS	-169,916	-79,590	115,387	3,056,605	0	18,615	28,115	28,115	169,916	60,975	-143,502	-3,084,720
GISS	566,421	31,280	-10,075,509	-17,162,138	14,220	-104,601	-43,774	-114,955	-580,641	73,321	10,119,283	17,277,093
MPHC	549,843	760,684	-900,985	-467,921	0	26,122	-12,262	18,429	-549,843	-786,806	913,247	449,492
IGRD	327,186	1,494,508	2,439,320	-1,110,424	0	246,986	279,468	287,204	-327,186	-1,741,494	-2,718,788	823,220
QAMC	-898,573	329,865	-4,538,754	6,472,588	1,410	101,681	484,248	422,331	897,163	-431,546	4,054,506	-6,894,919
QATI	93,625	185,269	37,804	-16,926,827	35,000	67,083	95,000	95,000	-128,625	-252,352	-132,804	16,831,827
DOHI	-50,000	-36,550	26,283	-735,016	0	0	-50	-50	50,000	36,550	-26,233	735,066
QGRI	87,500	-130,190	-156,874	-151,366	0	0	0	0	-87,500	130,190	156,874	151,366
AKHI	-12,406	56,892	-66,926	-486,486	11,072	11,072	11,072	11,072	1,334	-67,964	55,854	475,414
OISI	1,726	12,168	14,423	-7,586	0	0	0	0	-1,726	-12,168	-14,423	7,586
BEMA	-50	-2,825	-11,792	-3,113	0	0	0	0	50	2,825	11,792	3,113
QLMI	-6,500	-44,130	-9,034	-695,209	0	0	0	75,844	6,500	44,130	9,034	619,365
UDCD	-245,108	-2,069,177	-807,885	-5,566,113	0	-20,000	-10,003	199,997	245,108	2,089,177	817,888	5,366,116
BRES	62,786	-1,163,517	1,690,498	-9,951,218	6,409	-171,621	-176,621	-174,179	-69,195	1,335,138	-1,513,877	10,125,397
ERES	35,495	317,931	-128,689	-1,658,278	-20,045	-1,834	-1,834	-128,061	-15,450	-316,097	130,523	1,786,339
MRDS	-357,763	-3,997,135	-607,019	-213,240	-90,985	313,299	147,751	281,449	448,748	3,683,836	459,268	-68,209
ORDS	-123,965	39,106	253,712	-1,003,477	0	1,800	1,792	-76,941	123,965	-40,906	-255,504	1,080,418
VFOS	-899,061	-1,215,185	-13,457,671	-29,957,915	0	49,930	641,932	855,932	899,061	1,165,255	12,815,739	29,101,983
QNNS	-9,373	-277,853	-332,945	-13,771,010	0	-5,000	-5,000	0	9,373	282,853	337,945	13,771,010
GWCS	76,592	1,180,139	2,024,940	2,107,507	2,938	2,938	2,938	3,012	-79,530	-1,183,077	-2,027,878	-2,110,519
QGTS	-705,770	-1,054,193	-913,141	-31,062,678	-11,320	-58,640	-149,039	-140,045	717,090	1,112,833	1,062,180	31,202,723

Trading values by nationality for the last Session

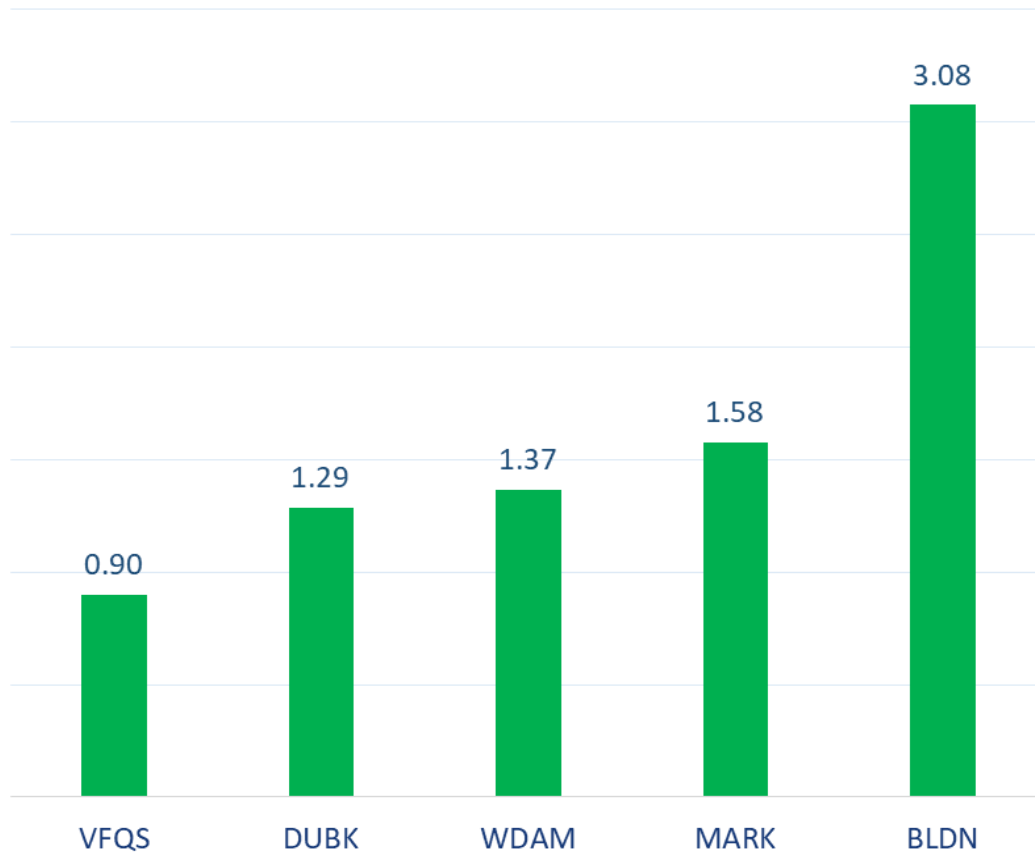
Nationality	Purchasing Value	Selling Value	Difference
Qataris	317.52	323.97	-6.45
GCC	34.56	12.50	22.07
Arab	59.26	52.33	6.93
Foreigners	105.19	127.75	-22.56
Total	516.54	516.54	0

In million QAR

Trading by nationality for the last Session

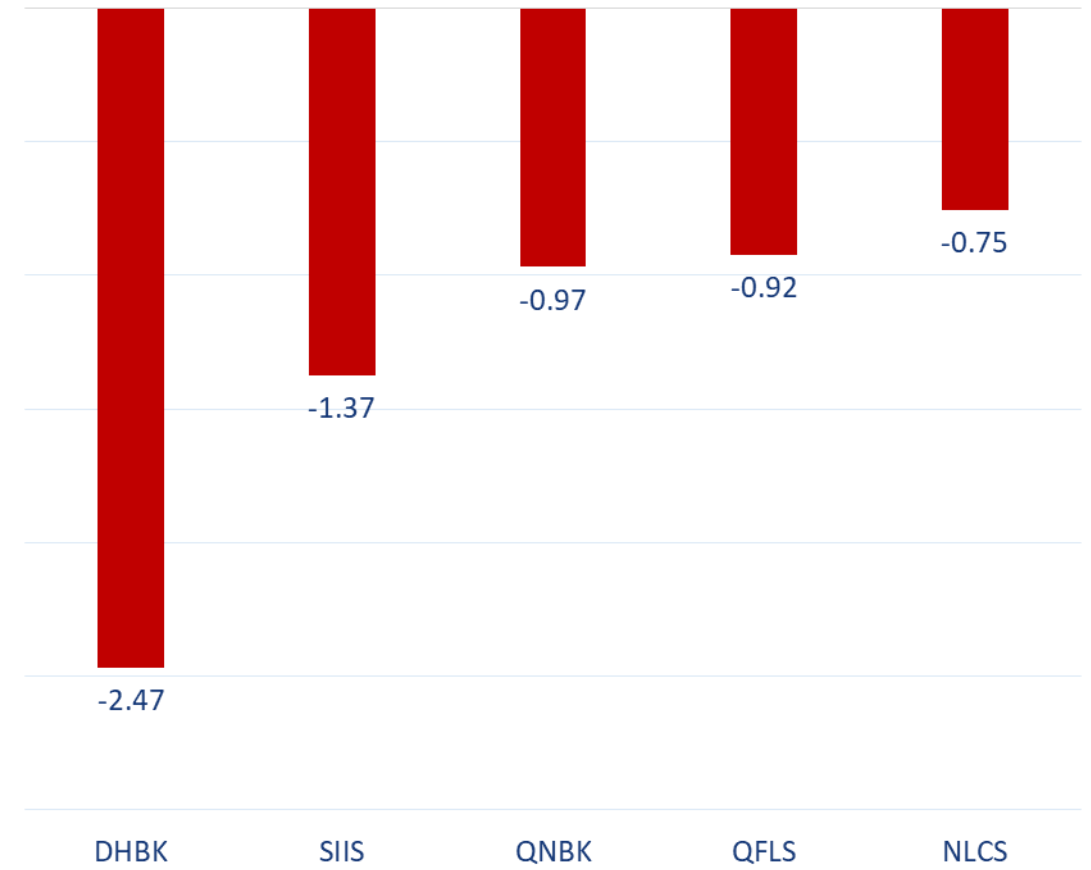
Nationality	Buy %	Sell %	Net
Qataris	61.47%	62.72%	-1.25%
GCC	6.69%	2.42%	4.27%
Arab	11.47%	10.13%	1.34%
Foreigners	20.37%	24.73%	-4.37%

Top 5 Companies bought (net) by **Foreigners** in the last session



In million shares

Top 5 Companies sold (net) by **Foreigners** in the last session



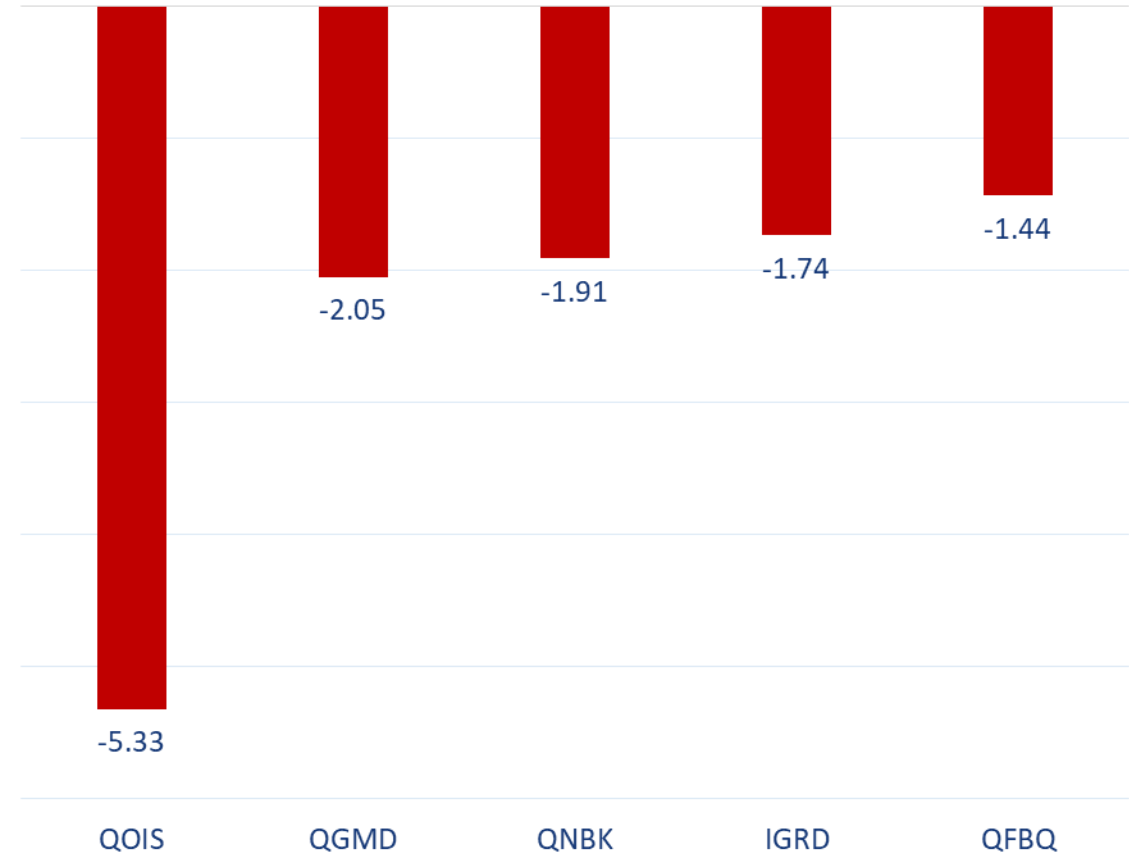
In million shares

Top 5 Companies bought (net) by **Foreigners** over the last week



In million shares

Top 5 Companies sold (net) by **Foreigners** over the last week



In million shares



The figures represent a change in the number of shares.

Daily Change: The net change between 25th and 24th of July trading sessions

Change for the last 5 sessions: The total daily net change for the last 5 sessions.

Change for the last 10 sessions: The total daily net change for the last 10 sessions.

Change for the last 20 sessions: The total daily net change for the last 20 sessions.

DISCLAIMER:

The information contained was obtained from various public sources believed to be reliable, but we do not guarantee its accuracy. Wasata Financial Securities makes no representations or warranties (express or implied) regarding the data and information provided and Wasata Financial Securities does not represent that the information content of this document is complete, or free from any error, not misleading, or fit for any particular purpose. This report document provides general information only. Neither the information nor any opinion expressed constitutes an offer or an invitation to make an offer, to buy or sell any securities or other investment products related to such securities or investments.

This report document contained is subject to change without prior notice. Wasata assumes no responsibility to update the information in this report document.



Prepared by Financial Advisory Department


وساطة
WASATA
للأوراق المالية
FINANCIAL SECURITIES

+974 44498880

ramzi.qasmieh@Wasata.qa