



## Daily Report for Ownership Changes

26<sup>th</sup> of July 2023 Session

									26-Jul			
Company	Qatari				GCC				Foreigners			
	Daily Chg.	Last 5 Sessions Chg.	Last 10 Sessions Chg.	Last 20 Sessions Chg.	Daily Chg.	Last 5 Sessions Chg.	Last 10 Sessions Chg.	Last 20 Sessions Chg.	Daily Chg.	Last 5 Sessions Chg.	Last 10 Sessions Chg.	Last 20 Sessions Chg.
QNBK	-455,201	1,533,090	1,601,814	-34,122,330	0	71,887	-87,269	81,529	455,201	-1,604,977	-1,514,545	34,040,801
QIBK	-493,236	-2,099,857	-7,051,230	-16,183,997	0	-9,479	-29,215	-21,140	493,236	2,109,336	7,080,445	16,205,137
CBQK	-4,260,197	-11,161,742	-11,897,587	-69,672,806	-388,000	-549,888	-379,577	114,660	4,648,197	11,711,630	12,277,164	69,558,146
DHBK	-588,752	527,041	1,951,116	-58,049,118	371,963	296,377	130,926	397,364	216,789	-823,418	-2,082,042	57,651,754
ABQK	0	0	2,900	-636,857	0	0	0	456	0	0	-2,900	636,401
QIIK	-6,141	-223,404	-653,826	-2,073,542	0	0	0	-201,550	6,141	223,404	653,826	2,275,092
MARK	308,309	-1,355,128	2,431,332	-42,732,716	-69,060	-114,085	-164,379	-86,088	-239,249	1,469,213	-2,266,953	42,818,804
DUBK	-1,768,468	-4,231,846	-12,690,178	-26,141,679	0	5,045	-20,719	-31,719	1,768,468	4,226,801	12,710,897	26,173,398
QFBO	302,933	633,437	1,878,632	1,458,192	12,160	12,160	-398,856	-583,494	-315,093	-645,597	-1,479,776	-874,698
NLCS	-3,264,901	-3,034,759	-3,259,591	-9,599,507	-102,137	-112,198	-230,030	-234,606	3,367,038	3,146,957	3,489,621	9,834,113
DBIS	-2,807	-1,114,861	-551,909	-4,275,084	0	18,195	-31,805	-73,805	2,807	1,096,666	583,714	4,348,889
QOIS	-1,669,549	2,496,886	6,709,834	5,388,608	62,739	-205,351	-462,193	-551,353	1,606,810	-2,291,535	-6,247,641	-4,837,255
IHGS	-444,023	-1,326,080	-1,637,407	-1,351,581	-3,895	0	0	-30,570	447,918	1,326,080	1,637,407	1,382,151
ZHCD	0	850	280	2,781	0	0	0	-1,000	0	-850	-280	-1,781
QGMD	1,281,403	3,834,800	1,928,252	2,407,560	-975	-17,684	95,968	44,178	-1,280,428	-3,817,116	-2,024,220	-2,451,738
SIIS	-1,788,766	-7,595,447	-8,636,604	-8,286,655	-35,411	729,029	25,653	643,771	1,824,177	6,866,418	8,610,951	7,642,884
BLDN	1,406,650	-5,173,410	-4,948,408	-5,782,491	106,435	106,435	103,128	114,130	-1,513,085	5,066,975	4,845,280	5,668,361
MCGS	26,665	202,991	161,290	-131,706	0	2,000	2,000	2,000	-26,665	-204,991	-163,290	129,706
QCFS	0	0	179	179	0	0	0	0	0	0	-179	-179
QFLS	1,592	286,117	310,433	-426,945	-2,950	-2,890	-2,890	-2,906	1,358	-283,227	-307,543	429,851
WDAM	78,240	-1,132,335	-3,009,842	-331,706	0	40,446	-118,340	108,736	-78,240	1,091,889	3,128,182	222,970
MCCS	-89,179	-297,876	-212,303	-397,832	0	61,035	61,035	111,035	89,179	236,841	151,268	286,797
MERS	9,687	84,556	64,851	-303,138	0	350	350	1,045	-9,687	-84,906	-65,201	302,093
QIMD	34,153	59,031	60,611	69,484	0	8,923	8,923	14,323	-34,153	-67,954	-69,534	-83,807
QNCD	32,148	-46,762	-58,782	-85,608	0	0	0	-1,863	-32,148	46,762	58,782	87,471

									26-Jul			
Company	Qatari				GCC				Foreigners			
	Daily Chg.	Last 5 Sessions Chg.	Last 10 Sessions Chg.	Last 20 Sessions Chg.	Daily Chg.	Last 5 Sessions Chg.	Last 10 Sessions Chg.	Last 20 Sessions Chg.	Daily Chg.	Last 5 Sessions Chg.	Last 10 Sessions Chg.	Last 20 Sessions Chg.
IOCD	-1,668,121	-3,369,096	-5,764,888	-22,861,924	-1,984	34,158	232	8,794	1,670,105	3,334,938	5,764,656	22,853,130
QIGD	120,846	-869,718	-17,221	-101,858	5,000	-34,420	-1,264,960	-1,264,929	-125,846	904,138	1,282,181	1,366,787
QEWS	-152,076	-414,239	-988,835	-2,935,242	0	1,200	1,700	1,638	152,076	413,039	987,135	2,933,604
AHCS	134,364	236,343	430,450	3,199,426	0	9,344	18,615	28,115	-134,364	-245,687	-449,065	-3,227,541
GISS	-267,431	403,609	-7,648,273	-17,970,701	0	-40,755	-43,774	-99,955	267,431	-362,854	7,692,047	18,070,656
MPHC	-85,505	385,335	-1,090,231	-705,882	0	26,122	-12,262	32,932	85,505	-411,457	1,102,493	672,950
IGRD	-588,036	1,576,980	2,326,247	-2,587,053	0	246,986	216,669	287,204	588,036	-1,823,966	-2,542,916	2,299,849
QAMC	-1,340,140	-1,710,394	-5,849,625	576,865	67,000	198,746	524,248	520,340	1,273,140	1,511,648	5,325,377	-1,097,205
QATI	25,859	187,073	50,312	-16,989,293	0	65,448	86,000	95,000	-25,859	-252,521	-136,312	16,894,293
DOHI	0	-33,990	-4,062	-732,721	0	0	-30	-21,850	0	33,990	4,092	754,571
QGRI	-79,201	-209,391	-206,369	-230,567	0	0	0	0	79,201	209,391	206,369	230,567
AKHI	-126,029	73,756	-394,289	-526,016	34,730	45,802	45,802	45,802	91,299	-119,558	348,487	480,214
QIST	34,951	36,463	45,374	27,072	0	0	0	0	-34,951	-36,463	-45,374	-27,072
BEMA	0	-3,094	-10,659	-4,713	0	0	0	0	0	3,094	10,659	4,713
QLMI	-17,050	-6,615	-44,494	-272,102	0	0	0	49,569	17,050	6,615	44,494	222,533
UDCD	961,259	-931,282	233,283	-3,430,735	0	-10,000	-10,003	199,997	-961,259	941,282	-223,280	3,230,738
BRES	-5,572	-2,694,925	947,383	-9,758,552	0	-171,621	-176,621	-159,179	5,572	2,866,546	-770,762	9,917,731
ERES	126,753	777,739	20,130	-200,480	-44,549	-46,383	-46,383	-372,610	-82,204	-731,356	26,253	573,090
MRDS	-523,365	2,057,702	-2,200,667	-602,545	165,248	-109,212	337,999	346,697	358,117	-1,948,490	1,862,668	255,848
ORDS	183,183	257,850	168,229	-912,557	0	0	1,792	-76,941	-183,183	-257,850	-170,021	989,498
VFQS	995,071	-120,070	-7,996,660	-27,581,900	-67,500	-44,070	574,432	734,432	-927,571	164,140	7,422,228	26,847,468
QNNS	163,124	-106,762	-146,313	-13,790,885	0	-5,000	-5,000	0	-163,124	111,762	151,313	13,790,885
GWCS	-82,097	1,175,618	1,882,267	2,094,801	0	2,938	2,938	2,994	82,097	-1,178,556	-1,885,205	-2,097,795
QGTS	-590,325	-1,977,254	-1,707,319	-31,059,373	0	-24,320	-122,670	-147,485	590,325	2,001,574	1,829,989	31,206,858

## Trading values by nationality for the last Session

Nationality	Purchasing Value	Selling Value	Difference
Qataris	249.45	326.64	-77.19
GCC	100.93	51.89	49.03
Arab	51.67	63.28	-11.62
Foreigners	134.52	94.75	39.77
Total	536.56	536.56	0

In million QAR

## Trading by nationality for the last Session

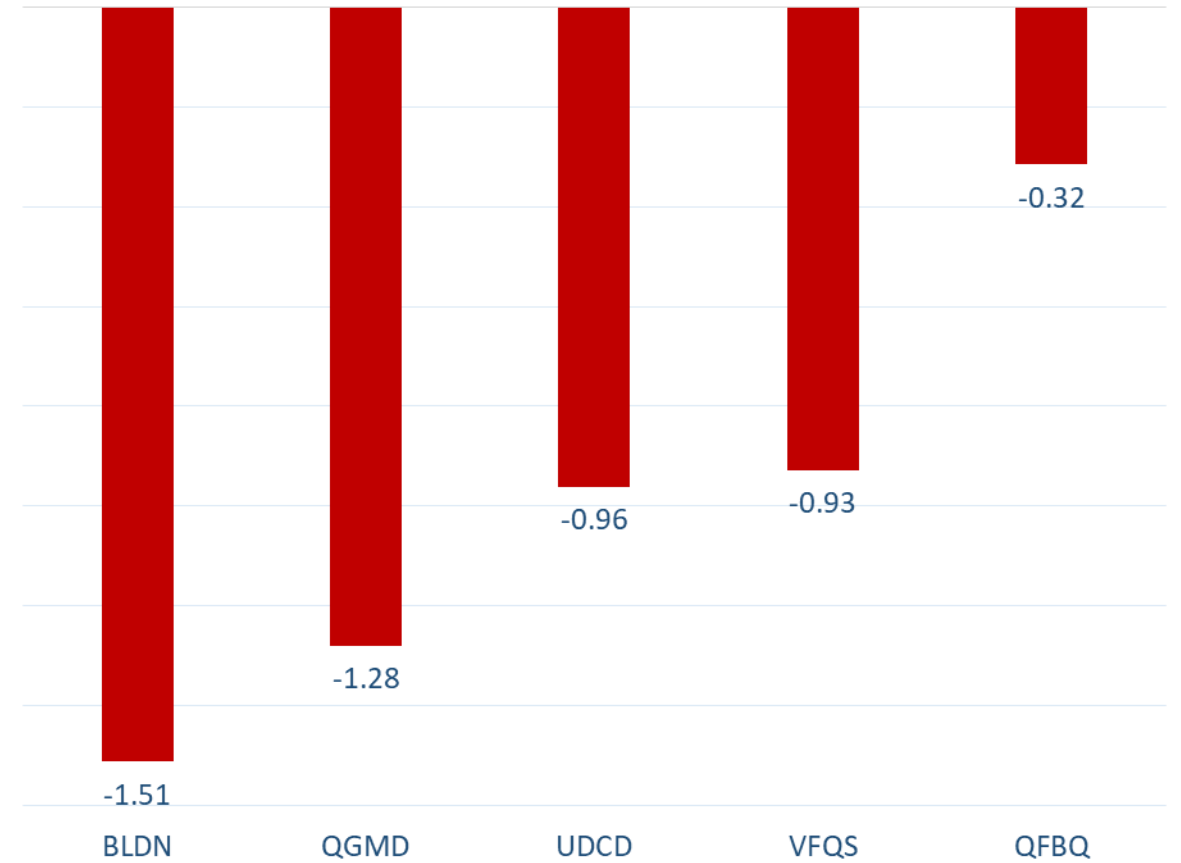
Nationality	Buy %	Sell %	Net
Qataris	46.49%	60.88%	-14.39%
GCC	18.81%	9.67%	9.14%
Arab	9.63%	11.79%	-2.17%
Foreigners	25.07%	17.66%	7.41%

Top 5 Companies bought (net) by **Foreigners** in the last session



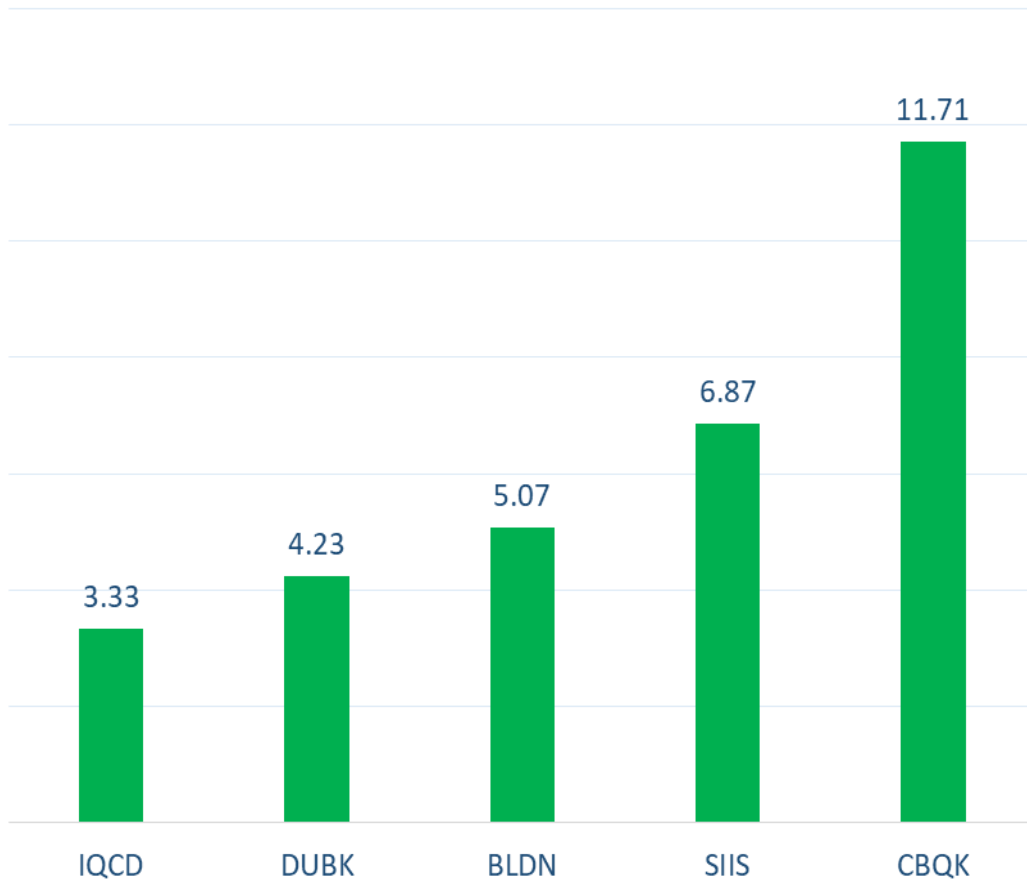
In million shares

Top 5 Companies sold (net) by **Foreigners** in the last session



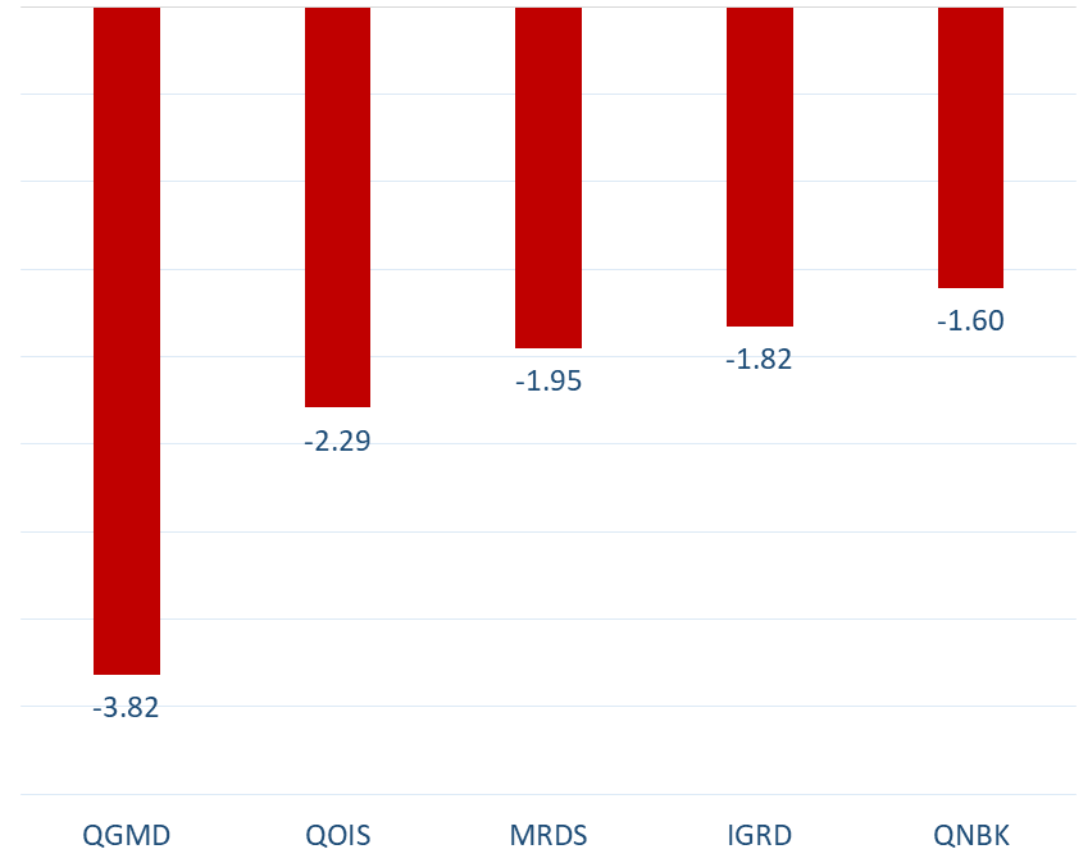
In million shares

### Top 5 Companies bought (net) by **Foreigners** over the last week



In million shares

### Top 5 Companies sold (net) by **Foreigners** over the last week



In million shares



The figures represent a change in the number of shares.

Daily Change: The net change between 26<sup>th</sup> and 25<sup>th</sup> of July trading sessions

Change for the last 5 sessions: The total daily net change for the last 5 sessions.

Change for the last 10 sessions: The total daily net change for the last 10 sessions.

Change for the last 20 sessions: The total daily net change for the last 20 sessions.

## **DISCLAIMER:**

The information contained was obtained from various public sources believed to be reliable, but we do not guarantee its accuracy. Wasata Financial Securities makes no representations or warranties (express or implied) regarding the data and information provided and Wasata Financial Securities does not represent that the information content of this document is complete, or free from any error, not misleading, or fit for any particular purpose. This report document provides general information only. Neither the information nor any opinion expressed constitutes an offer or an invitation to make an offer, to buy or sell any securities or other investment products related to such securities or investments.

This report document contained is subject to change without prior notice. Wasata assumes no responsibility to update the information in this report document.





Prepared by Financial Advisory Department

  
وساطة  
WASATA  
للأوراق المالية  
FINANCIAL SECURITIES

+974 44498880

[ramzi.qasmieh@Wasata.qa](mailto:ramzi.qasmieh@Wasata.qa)