



Daily Report for Ownership Changes

30th of July 2023 Session

Company									30-Jul			
	Qatari				GCC				Foreigners			
	Daily Chg.	Last 5 Sessions Chg.	Last 10 Sessions Chg.	Last 20 Sessions Chg.	Daily Chg.	Last 5 Sessions Chg.	Last 10 Sessions Chg.	Last 20 Sessions Chg.	Daily Chg.	Last 5 Sessions Chg.	Last 10 Sessions Chg.	Last 20 Sessions Chg.
QNBK	-171,844	-77,644	735,431	-35,101,237	-121,501	-76,671	-220,137	-157,381	293,345	154,315	-515,294	35,258,618
QIBK	-155,766	-1,382,510	-7,171,668	-16,435,852	0	-2,855	-24,414	-21,239	155,766	1,385,365	7,196,082	16,457,091
CBQK	-208,005	-8,588,120	-12,060,331	-70,348,228	0	-549,538	-379,577	114,660	208,005	9,137,658	12,439,908	70,233,568
DHBK	116,950	1,611,931	2,271,499	-57,295,573	0	283,418	118,261	98,861	-116,950	-1,895,349	-2,389,760	57,196,712
ABQK	0	-60	-60	-636,917	0	0	0	456	0	60	60	636,461
QTIK	-288,430	-365,648	-673,769	-2,092,311	122,765	200,000	200,000	3,450	165,665	165,648	473,769	2,088,861
MARK	-126,019	-2,347,838	-47,288	-41,199,241	-13,082	-32,809	-115,145	-20,516	139,101	2,380,647	162,433	41,219,757
DUBK	3,749	-6,555,940	-14,330,384	-27,341,219	-5,434	0	-23,881	-37,153	1,685	6,555,940	14,354,265	27,378,372
QFBO	-1,560,881	2,332,304	2,434,396	1,990,285	0	0	-411,016	-582,216	1,560,881	-2,332,304	-2,023,380	-1,408,069
NLCS	354,678	-4,939,828	-7,808,784	-15,027,010	-60,940	-430,748	-258,975	-249,130	-293,738	5,370,576	8,067,759	15,276,140
DBIS	16,526	293,678	-1,255,500	-4,375,914	0	-17,402	-31,805	-73,805	-16,526	-276,276	1,287,305	4,449,719
QOIS	-9,380,915	-6,460,472	-1,613,042	-2,832,308	209,382	58,912	-599,513	-296,173	9,171,533	6,401,560	2,212,555	3,128,481
IHGS	110,307	-1,331,186	-1,401,682	-1,487,297	10,000	-30,844	10,000	-50,873	-120,307	1,362,030	1,391,682	1,538,170
ZHCD	-1,015	-10,265	-10,165	-6,655	0	0	0	-1,000	1,015	10,265	10,165	7,655
QGMD	123,287	2,719,909	2,154,926	1,806,515	32,853	-136,636	-171,156	-278,245	-156,140	-2,583,273	-1,983,770	-1,528,270
SIIS	173,503	-4,045,422	-4,538,630	-3,320,390	248,896	342,032	819,210	-392,011	-422,399	3,703,390	3,719,420	3,712,401
BLDN	-1,200,148	-4,521,067	-5,389,954	-6,336,483	1,000	-9,000	-12,307	-12,519	1,199,148	4,530,067	5,402,261	6,349,002
MCGS	-35,077	155,208	211,797	-118,247	0	0	2,000	2,000	35,077	-155,208	-213,797	116,247
QCFS	0	0	0	179	0	0	0	0	0	0	0	-179
QFLS	-11,848	935,131	280,482	-354,304	-7,188	-8,678	-8,678	-8,694	19,036	-926,453	-271,804	362,998
WDAM	-41,619	-1,702,001	-3,060,953	-1,140,711	9,813	216,234	180,999	285,887	31,806	1,485,767	2,879,954	854,824
MCCS	-136,621	-385,544	-410,368	-285,825	94,000	162,416	155,035	205,035	42,621	223,128	255,333	80,790
MERS	-8,014	65,521	80,564	-279,959	0	350	350	1,045	8,014	-65,871	-80,914	278,914
QIMD	78,441	-55,803	-30,685	-50,908	-8,923	0	0	5,400	-69,518	55,803	30,685	45,508
QNCD	4,029	-34,622	-50,763	-147,139	0	0	0	-1,863	-4,029	34,622	50,763	149,002

									30-Jul			
Company	Qatari				GCC				Foreigners			
	Daily Chg.	Last 5 Sessions Chg.	Last 10 Sessions Chg.	Last 20 Sessions Chg.	Daily Chg.	Last 5 Sessions Chg.	Last 10 Sessions Chg.	Last 20 Sessions Chg.	Daily Chg.	Last 5 Sessions Chg.	Last 10 Sessions Chg.	Last 20 Sessions Chg.
IQCD	-1,358,653	-7,211,512	-9,008,279	-27,928,616	-5,935	-71,754	-29,906	-55,158	1,364,588	7,283,266	9,038,185	27,983,774
QIGD	156,284	-783,853	242,417	220,104	1,000	-33,420	-1,257,900	-1,263,929	-157,284	817,273	1,015,483	1,043,825
QEWS	-58,261	-813,352	-1,491,892	-3,380,370	0	-700	500	938	58,261	814,052	1,491,392	3,379,432
AHCS	48,081	-1,403,032	-1,399,627	-548,902	0	18,615	18,615	28,115	-48,081	1,384,417	1,381,012	520,787
GISS	-539,669	267,200	-1,158,864	-15,222,114	-10,151	-80,906	-165,977	-86,209	549,820	-186,294	1,324,841	15,308,323
MPHC	112,425	760,718	191,909	5,996	0	-3,000	5,432	33,932	-112,425	-757,718	-197,341	-39,928
IGRD	311,860	1,144,012	2,133,656	-1,274,924	-26,600	273,768	249,269	269,804	-285,260	-1,417,780	-2,382,925	1,005,120
QAMC	-6,747,114	-7,270,215	-9,195,207	-3,269,778	238,033	342,573	316,605	732,311	6,509,081	6,927,642	8,878,602	2,537,467
QATI	630,792	899,826	956,450	-16,242,908	0	52,748	94,000	73,000	-630,792	-952,574	-1,050,450	16,169,908
DOHI	6,952	-39,574	-11,518	-826,221	0	0	0	-50	-6,952	39,574	11,518	826,271
OGRI	13,545	40,357	-165,224	-189,422	0	0	0	0	-13,545	-40,357	165,224	189,422
AKHI	-20,150	172,140	93,124	316,936	0	45,802	45,802	45,802	20,150	-217,942	-138,926	-362,738
QISI	108	37,299	47,796	28,987	0	0	0	0	-108	-37,299	-47,796	-28,987
BEMA	-6,129	-5,679	-8,288	-12,764	0	0	0	0	6,129	5,679	8,288	12,764
QLMI	-18,119	-61,703	-114,799	-184,491	0	0	0	50,000	18,119	61,703	114,799	134,491
UDCD	-24,187	1,015,178	-175,052	-3,192,897	10,000	10,000	-26,003	9,997	14,187	-1,025,178	201,055	3,182,900
BRES	19,218	-1,339,447	553,740	-10,623,281	0	-224,742	-209,207	-201,758	-19,218	1,564,189	-344,533	10,825,039
ERES	829,956	1,485,825	2,058,886	1,811,433	0	-166,752	-55,383	-255,383	-829,956	-1,319,073	-2,003,503	-1,556,050
MRDS	2,207,873	-4,138,446	-6,096,885	-2,235,906	-64,514	6,815	178,123	234,934	-2,143,359	4,131,631	5,918,762	2,000,972
ORDS	-81,502	300,761	149,884	-637,747	0	0	1,792	-76,941	81,502	-300,761	-151,676	714,688
VFQS	-606,626	-4,075,983	-6,923,170	-29,315,198	0	-79,070	559,192	499,432	606,626	4,155,053	6,363,978	28,815,766
QNNS	29,036	157,885	-135,109	-13,811,355	0	-5,000	-5,000	0	-29,036	-152,885	140,109	13,811,355
GWCS	-87,686	322,668	1,722,647	2,734,518	30,853	33,791	33,791	33,847	56,833	-356,459	-1,756,438	-2,768,365
OQTS	-26,806	-2,416,461	-2,166,849	-29,727,999	-7,730	-19,050	-130,400	-158,715	34,536	2,435,511	2,297,249	29,886,714

Trading values by nationality for the last Session

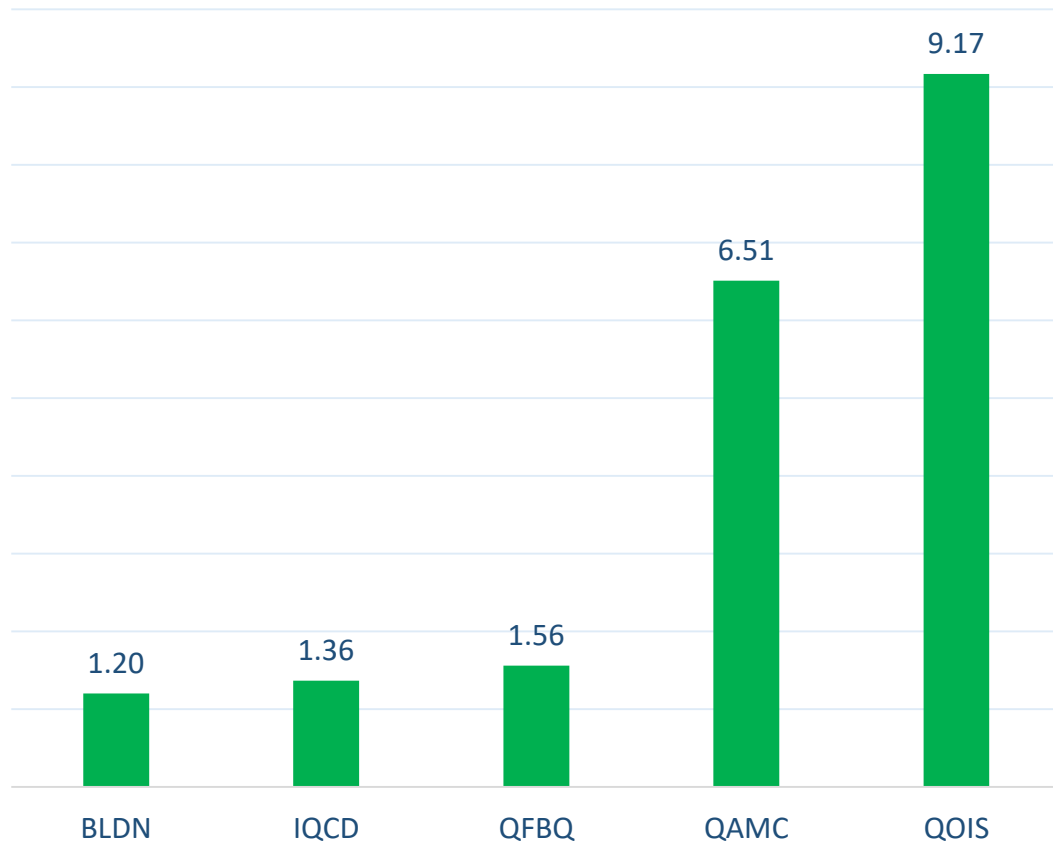
Nationality	Purchasing Value	Selling Value	Difference
Qataris	252.09	301.67	-49.58
GCC	19.01	7.77	11.24
Arab	65.30	55.09	10.21
Foreigners	54.33	26.19	28.13
Total	390.72	390.72	0

In million QAR

Trading by nationality for the last Session

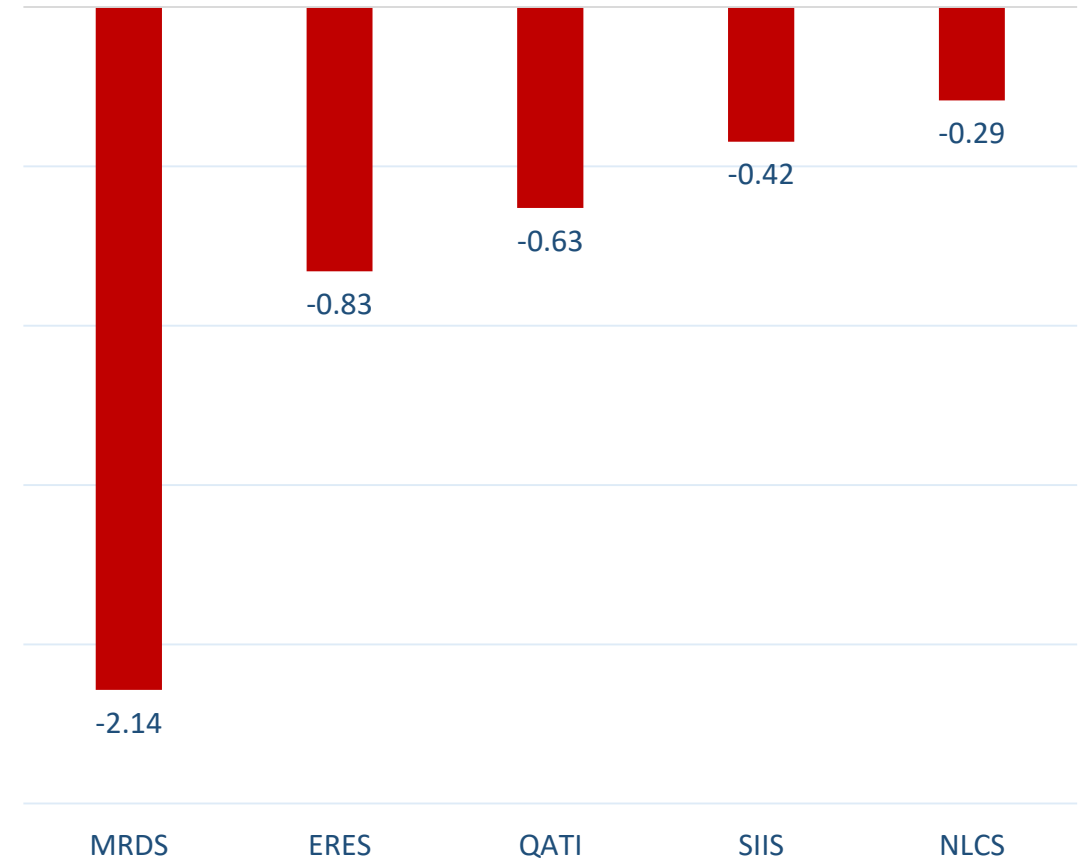
Nationality	Buy %	Sell %	Net
Qataris	64.52%	77.21%	-12.69%
GCC	4.86%	1.99%	2.88%
Arab	16.71%	14.10%	2.61%
Foreigners	13.90%	6.70%	7.20%

Top 5 Companies bought (net) by **Foreigners** in the last session



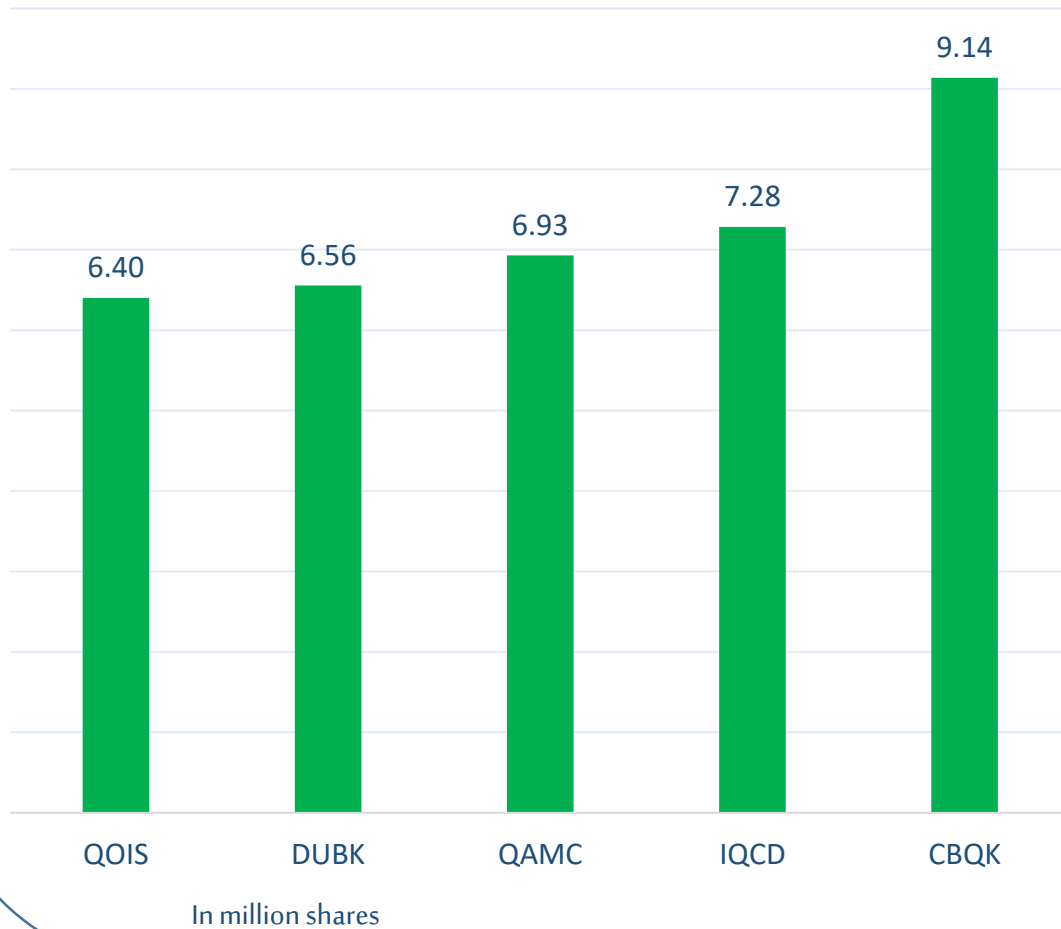
In million shares

Top 5 Companies sold (net) by **Foreigners** in the last session

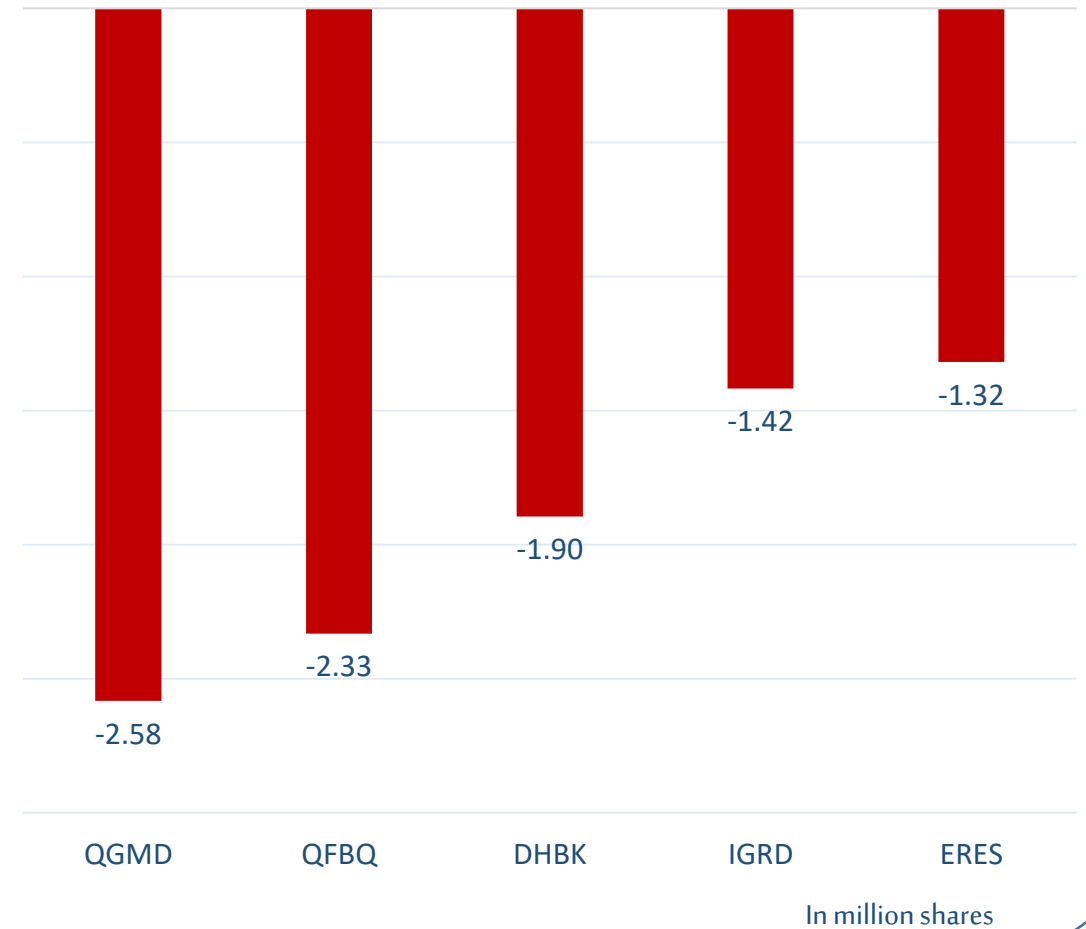


In million shares

Top 5 Companies bought (net) by **Foreigners** over the last week



Top 5 Companies sold (net) by **Foreigners** over the last week





The figures represent a change in the number of shares.

Daily Change: The net change between 30th and 27th of July trading sessions

Change for the last 5 sessions: The total daily net change for the last 5 sessions.

Change for the last 10 sessions: The total daily net change for the last 10 sessions.

Change for the last 20 sessions: The total daily net change for the last 20 sessions.

DISCLAIMER:

The information contained was obtained from various public sources believed to be reliable, but we do not guarantee its accuracy. Wasata Financial Securities makes no representations or warranties (express or implied) regarding the data and information provided and Wasata Financial Securities does not represent that the information content of this document is complete, or free from any error, not misleading, or fit for any particular purpose. This report document provides general information only. Neither the information nor any opinion expressed constitutes an offer or an invitation to make an offer, to buy or sell any securities or other investment products related to such securities or investments.

This report document contained is subject to change without prior notice. Wasata assumes no responsibility to update the information in this report document.



Prepared by Financial Advisory Department


وساطة
WASATA
للأوراق المالية
FINANCIAL SECURITIES

+974 44498880

ramzi.qasmieh@Wasata.qa