



Daily Report for Ownership Changes

4th of July 2023 Session

									4-Jul			
Company	Qatari				GCC				Foreigners			
	Daily Chg.	Last 5 Sessions Chg.	Last 10 Sessions Chg.	Last 20 Sessions Chg.	Daily Chg.	Last 5 Sessions Chg.	Last 10 Sessions Chg.	Last 20 Sessions Chg.	Daily Chg.	Last 5 Sessions Chg.	Last 10 Sessions Chg.	Last 20 Sessions Chg.
QNBK	-273,138	-37,772,046	-40,914,892	-40,196,066	2,100	62,657	90,273	178,983	271,038	37,709,389	40,824,619	40,017,083
QIBK	-182,579	-8,808,616	-10,262,735	-10,030,933	1,850	1,900	25,816	66,105	180,729	8,803,506	10,236,919	9,964,828
CBQK	114,268	-58,626,368	-59,349,551	-60,644,859	0	355,050	406,350	405,850	-114,268	58,271,318	58,943,201	60,239,009
DHBK	-78,610	-57,508,978	-56,678,600	-55,063,730	-100,000	156,182	422,333	138,605	178,610	57,352,796	56,256,267	54,925,125
ABQK	0	-639,857	-639,857	-639,913	0	0	0	56	0	639,857	639,857	639,857
QIHK	-17,838	-779,655	-1,980,820	-1,728,778	0	-205,000	-205,000	-205,000	17,838	984,655	2,185,820	1,933,778
MARK	1,063,271	-51,392,124	-50,881,570	-42,465,301	-3,384	-82,715	-118,680	-415,983	-1,059,887	51,474,839	51,000,250	42,881,284
DUBK	-1,872,319	-4,333,840	-10,400,607	-28,232,290	0	0	0	-5,000	1,872,319	4,333,840	10,400,607	28,237,290
QFBK	253,116	107,359	1,524,595	3,091,250	3,158	25,420	45,395	-558,338	-256,274	-132,779	-1,569,990	-2,532,912
NLCS	-136,284	-5,837,524	-5,618,979	-8,084,354	-40,000	-208,756	-69,456	-78,541	176,284	6,046,280	5,688,435	8,162,895
DBIS	103,851	-3,016,798	-1,818,461	-1,820,676	0	-40,000	-40,000	-122,911	-103,851	3,056,798	1,858,461	1,943,587
QOIS	-78,230	-579,336	1,654,419	2,256,820	0	-135,672	-170,830	-262,118	78,230	715,008	-1,483,589	-1,994,702
IHGS	134,099	179,420	-98,219	131,488	-60,873	-155,471	-173,671	0	-73,226	-23,949	271,890	-131,488
ZHCD	0	-192	-930	-5,636	0	-3,000	0	0	0	3,192	930	5,636
QGMK	-327,658	-633,148	-38,151	896,823	83,176	262,097	316,574	344,883	244,482	371,051	-278,423	-1,241,706
SIIS	-4,396,440	-2,721,797	919,217	2,452,287	-111,242	905,016	1,027,212	267,034	4,507,682	1,816,781	-1,946,429	-2,719,321
BLDN	-531,654	1,776,643	-3,514,171	-1,542,584	0	-3,998	151,385	199,745	531,654	-1,772,645	3,362,786	1,342,839
MCGS	-157,849	-272,023	-311,903	-725,455	0	0	0	-160	157,849	272,023	311,903	725,615
QCFS	0	0	-2,984	-1,034	0	0	0	0	0	0	2,984	1,034
QFLS	-28,670	-1,179,950	-1,528,182	-1,074,010	0	0	0	3,698	28,670	1,179,950	1,528,182	1,070,312
WDAM	1,294,213	936,562	886,127	780,425	-4,988	-4,988	-44,565	-346,231	-1,289,225	-931,574	-841,562	-434,194
MCCS	83,407	-300,601	-315,718	75,766	0	153,367	217,774	207,086	-83,407	147,234	97,944	-282,852
MERS	-5,850	-37,233	-38,345	171,683	0	0	0	390	5,850	37,233	38,345	-172,073
QIMK	0	89,576	-62,046	-195,622	0	0	90,653	100,000	0	-89,576	-28,607	95,622
QNCD	-35,941	14,061	-44,537	17,797	0	23,125	96,625	96,625	35,941	-37,186	-52,088	-114,422

									4-Jul			
Company	Qatari				GCC				Foreigners			
	Daily Chg.	Last 5 Sessions Chg.	Last 10 Sessions Chg.	Last 20 Sessions Chg.	Daily Chg.	Last 5 Sessions Chg.	Last 10 Sessions Chg.	Last 20 Sessions Chg.	Daily Chg.	Last 5 Sessions Chg.	Last 10 Sessions Chg.	Last 20 Sessions Chg.
IQCD	-697,885	-13,806,525	-14,711,433	-8,738,730	2,840	12,173	-68,712	-118,523	695,045	13,794,352	14,780,145	8,857,253
QIGD	-27,566	-11,715	1,357,745	2,361,260	0	0	-9,000	-24,653	27,566	11,715	-1,348,745	-2,336,607
QEWS	-13,669	-1,084,703	-1,149,339	-1,739,825	1,938	1,938	1,938	12,236	11,731	1,082,765	1,148,572	1,727,589
AHCS	561,337	2,990,744	3,463,516	3,666,643	0	0	0	0	-561,337	-2,990,744	-3,463,516	-3,666,643
GISS	-946,785	-6,823,660	-5,950,735	-7,556,130	5,000	-63,897	-151,897	-78,020	941,785	6,887,557	6,102,632	7,634,150
MPHC	64,465	-995,948	-2,317,294	1,445,854	0	-15,503	-24,753	45,747	-64,465	1,011,451	2,366,302	-1,491,601
IGRD	-739,127	-402,894	-2,257,832	336,596	122,641	111,091	131,563	99,844	616,486	291,803	2,126,269	-436,440
QAMC	7,273	4,073,508	-8,202,932	-2,927,580	-13,820	-36,443	843,025	1,278,664	6,547	-4,037,065	7,359,907	1,648,916
QATI	-171,823	-14,990,343	-15,356,031	-18,690,091	-24,000	40,000	-65,000	-165,000	195,823	14,950,343	15,421,031	18,855,091
DOHI	-10,060	-927,839	-621,912	-535,238	0	0	-413,227	-413,527	10,060	927,839	1,035,139	948,765
QGRI	0	0	17,735	32,832	0	0	-985	-1,085	0	0	-16,750	-31,747
AKHI	-41,310	-860,361	-825,408	-1,382,378	0	0	-47,795	-67,446	41,310	860,361	873,203	1,449,824
QISI	0	-1,000	-48,084	-46,118	0	0	0	0	0	1,000	48,084	46,118
BEMA	3,815	17,946	17,502	15,999	0	0	0	3,000	-3,815	-17,946	-17,502	-18,999
QLMI	0	-576,387	-777,097	-818,328	0	25,844	25,844	25,844	0	550,543	751,253	792,484
UDCD	-924,629	-3,382,219	-3,650,187	-7,121,130	0	210,000	410,000	714,656	924,629	3,172,219	3,240,187	6,406,474
BRES	30,651	-10,952,651	-9,746,665	-9,190,345	12,650	7,650	-6,402	81,897	-43,301	10,945,001	9,753,067	9,108,448
ERES	-93,435	-914,145	2,805,201	6,360,899	0	73,773	-8,246	265,303	93,435	840,372	-2,796,955	-6,626,202
MRDS	1,556,574	-80,808	558,283	-10,667,849	141,665	40,979	248,615	526,026	-1,698,239	39,829	-806,898	10,141,823
ORDS	-32,466	-456,765	-1,003,947	-1,501,449	20,048	10,048	-94,953	-126,499	12,418	446,717	1,098,900	1,672,119
VFQS	-118,819	-8,427,375	-15,215,933	-17,145,361	0	254,000	442,822	397,269	118,819	8,173,375	14,773,111	16,675,714
QNNS	20,312	-13,842,855	-14,009,893	-12,809,680	0	0	0	0	-20,312	13,842,855	14,009,893	12,809,680
GWCS	-53,718	-675,975	610,649	1,336,900	0	18	18	8,838	53,718	675,957	-610,667	-1,345,738
QGTS	-643,123	-29,778,177	-35,236,782	-41,827,778	-25,000	-14,060	-107,488	-322,918	668,123	29,792,237	35,344,270	42,432,704

Trading values by nationality for the last Session

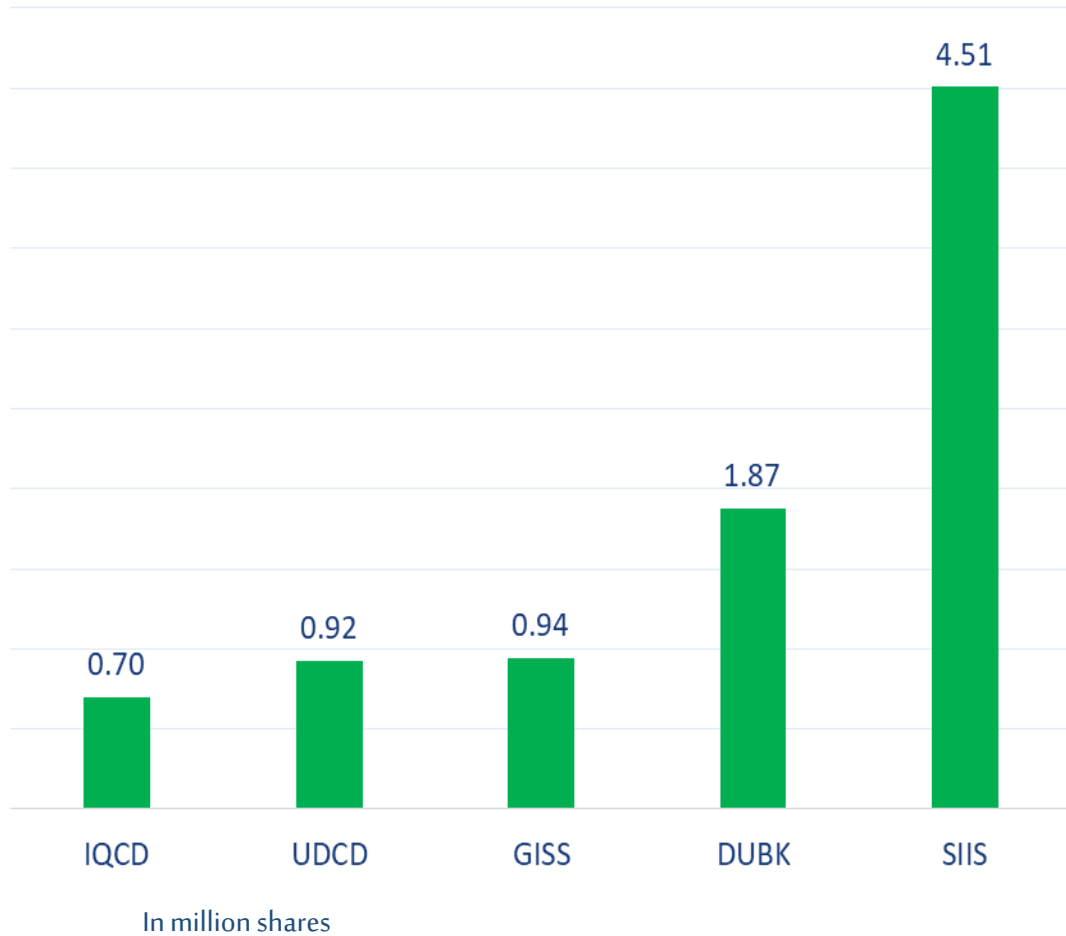
Nationality	Purchasing Value	Selling Value	Difference
Qataris	291.49	322.59	-31.10
GCC	26.19	6.31	19.88
Arab	72.00	70.17	1.83
Foreigners	77.79	68.40	9.39
Total	467.47	467.47	0.00

In million QAR

Trading by nationality for the last Session

Nationality	Buy %	Sell %	Net
Qataris	62.35%	69.01%	-6.65%
GCC	5.60%	1.35%	4.25%
Arab	15.40%	15.01%	0.39%
Foreigners	16.64%	14.63%	2.01%

Top 5 Companies bought (net) by **Foreigners** in the last session



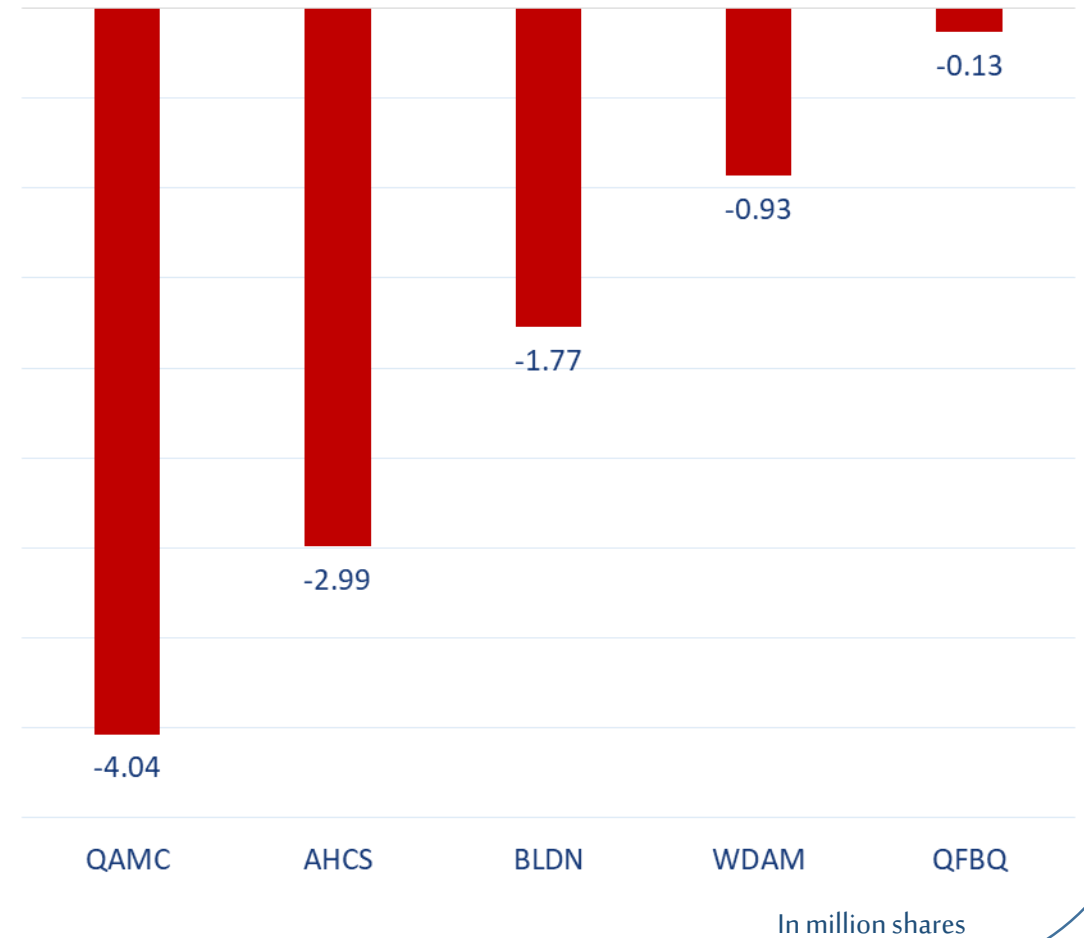
Top 5 Companies sold (net) by **Foreigners** in the last session



Top 5 Companies bought (net) by **Foreigners** over the last week



Top 5 Companies sold (net) by **Foreigners** over the last week





The figures represent a change in the number of shares.

Daily Change: The net change between 4th and 3rd of July trading sessions

Change for the last 5 sessions: The total daily net change for the last 5 sessions.


Change for the last 10 sessions: The total daily net change for the last 10 sessions.

Change for the last 20 sessions: The total daily net change for the last 20 sessions.

DISCLAIMER:

The information contained was obtained from various public sources believed to be reliable, but we do not guarantee its accuracy. Wasata Financial Securities makes no representations or warranties (express or implied) regarding the data and information provided and Wasata Financial Securities does not represent that the information content of this document is complete, or free from any error, not misleading, or fit for any particular purpose. This report document provides general information only. Neither the information nor any opinion expressed constitutes an offer or an invitation to make an offer, to buy or sell any securities or other investment products related to such securities or investments.

This report document contained is subject to change without prior notice. Wasata assumes no responsibility to update the information in this report document.



Prepared by Financial Advisory Department


وساطة
WASATA
للأوراق المالية
FINANCIAL SECURITIES

+974 44498880

ramzi.qasmieh@Wasata.qa